

# Bosque Farms Community Report, 2004

## Demographics

In 2004, there were 3,779 licensed drivers in Bosque Farms. Of these, there were 1,914 females and 1,865 males. The population of Bosque Farms was 3,887. The total number of crashes in 2004 was 57, yielding a crash rate of 15 per thousand people (total number of crashes 57 divided by total population 3,887 times 1,000). The corresponding rate for the state was 27 per thousand people.

## General Crash Information

Since 1995 the number of crashes has shown no consistent pattern. Fatal and injury crashes have also shown no consistent pattern since 1995. For the past two years all people in crashes reported wearing their seatbelts. There were no fatalities in the seven intersections with the most crashes in 2004. All seven of the intersections involve Bosque Farms Blvd.

## Alcohol-related Crash Information

Information about alcohol-involved crashes is included in all sections of this report. Of the 31 people convicted of DWI in Bosque Farms, 48 percent were first-time DWI convictions (number of first convictions 15 divided by the total number of people convicted 31 times 100). The corresponding percent for the state is 62.

## Crash Specifics

Crashes involving other vehicles were the most common class, accounting for 93 percent of all crashes. Passenger cars were the vehicle type most often involved in crashes, accounting for 50 percent of all vehicles in crashes. Pickups accounted for 29 percent of vehicles involved in crashes. Together these two vehicle types comprised 76 percent of the vehicles involved in injury crashes. The two top contributing factors were driver inattention and following too close. There were no fatal crashes in 2004.

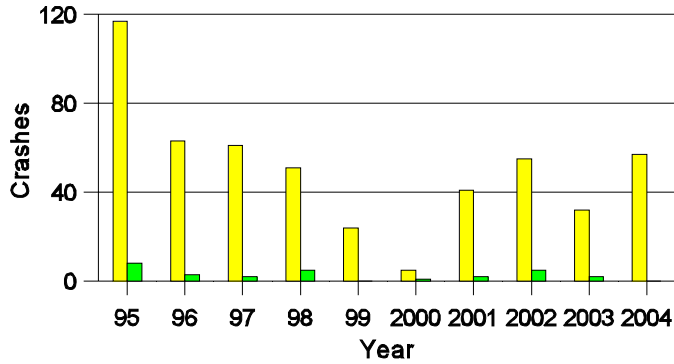
## People in Crashes

Overall, males were 56 percent of drivers in crashes, although they account for only 49 percent of licensed drivers in Bosque Farms. There were two pedestrians injured in crashes. In 2004, no 'teenagers' or young adults were killed in crashes in Bosque Farms. In 2004, there were no alcohol-involved drivers in crashes in Bosque Farms.

**Note:** The 1999 crash file contains 15% fewer crashes than the 1998 file. This may be due to problems implementing the new system after the old system failed, or to under reporting. Care should be used in interpreting differences between 1999 and other years in this report.

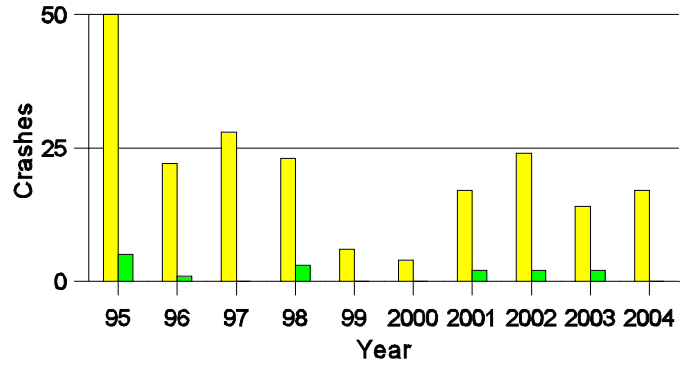
- Location of arrest/conviction was determined by police agency/court location, not driver residence.
- Crashes and drivers were counted by the city of occurrence/residence.
- Population was counted according to the Census definition.  
The city population data is from the most current 2004 estimates.
- Young adults are people between the ages of 20 and 24.
- 'Teenagers' are people between the ages of 15 and 19.
- Tables only include variable values for which there are data.

**Crashes in Bosque Farms  
by Alcohol Involvement**



■ All Crashes  
■ Alcohol-involved Crashes

**Fatal and Injury Crashes in Bosque Farms  
by Alcohol Involvement**



■ All Fatal and Injury Crashes  
■ Alcohol-involved Fatal and Injury Crashes

**Passenger Vehicle Seatbelt Usage and Injuries in Bosque Farms, 2002-2004**

Injury Level	2004		2003		2002	
	Total	No Belt	Total	No Belt	Total	No Belt
Killed	0	0	0	0	0	0
Incapacitating injury	3	0	4	0	4	0
Visible injury	4	0	1	0	8	2
Complaint of injury	11	0	16	0	26	1
Unhurt	123	0	54	0	112	2
<b>Total</b>	<b>141</b>	<b>0</b>	<b>75</b>	<b>0</b>	<b>150</b>	<b>5</b>

**The Seven Intersections in Bosque Farms with the Most Crashes, 2004**

Intersection	Crashes			People	
	Total	Fatal	Injury	Killed	Injured
Abo Rd @ Bosque Farms Blvd NM 47	2	0	1	0	1
Becky Ct @ Bosque Farms Blvd NM 47	1	0	0	0	0
Bosque Farms Blvd NM 47 @ Chapman Rd	1	0	1	0	2
Bosque Farms Blvd NM 47 @ Esperanza Rd	8	0	5	0	8
Bosque Farms Blvd NM 47 @ Mitchell Dr	2	0	2	0	2
Bosque Farms Blvd NM 47 @ North Bosque Loop NM 16	8	0	2	0	3
Bosque Farms Blvd NM 47 @ South Bosque Loop NM 16	5	0	2	0	2

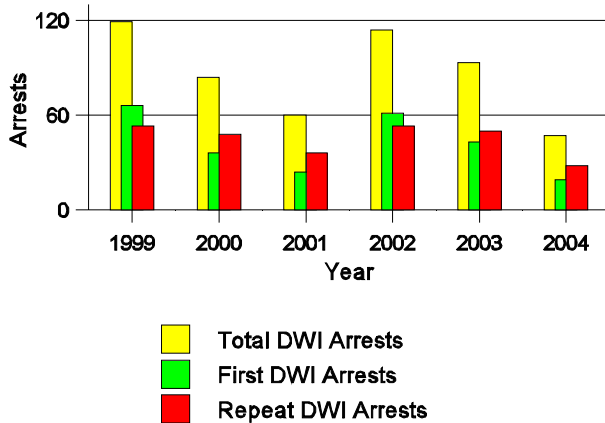
**Lifetime DWI Convictions for Drivers  
Convicted of DWI Violations in Bosque Farms, 2004**

Convictions	Since 1999	Since 1980
1st	20	15
2nd	6	5
3rd	4	4
4th	0	3
5th	0	2
6th	0	1
7th	0	0
8th	0	0
9th	0	0
10 or more	1	1
<b>Total</b>	<b>31</b>	<b>31</b>

Convictions are counts of people convicted of DWI by 7/2005 for violations in 2004 in Bosque Farms. Convictions are not comparable to arrests.

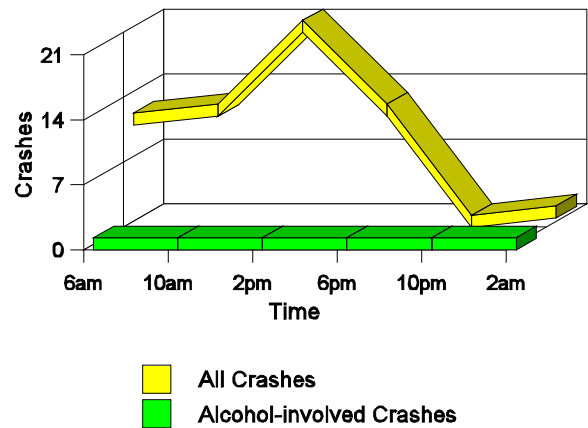
**DWI Arrests in Bosque Farms**

Showing First Arrests and Repeat Offenders



**Crashes in Bosque Farms**

by Hour and Alcohol Involvement



**Crashes in Bosque Farms by Class, 2004**

Class	Crashes					People	
	Total	% of Total	Fatal	% of Fatal	Injury	Killed	Injured
Other vehicle	53	93	0	0	15	0	19
Pedestrian	1	2	0	0	1	0	2
Fixed object	1	2	0	0	0	0	0
Parked vehicle	1	2	0	0	0	0	0
Pedalcyclist	1	2	0	0	1	0	1
<b>Total</b>	<b>57</b>	<b>100</b>	<b>0</b>	<b>0</b>	<b>17</b>	<b>0</b>	<b>22</b>

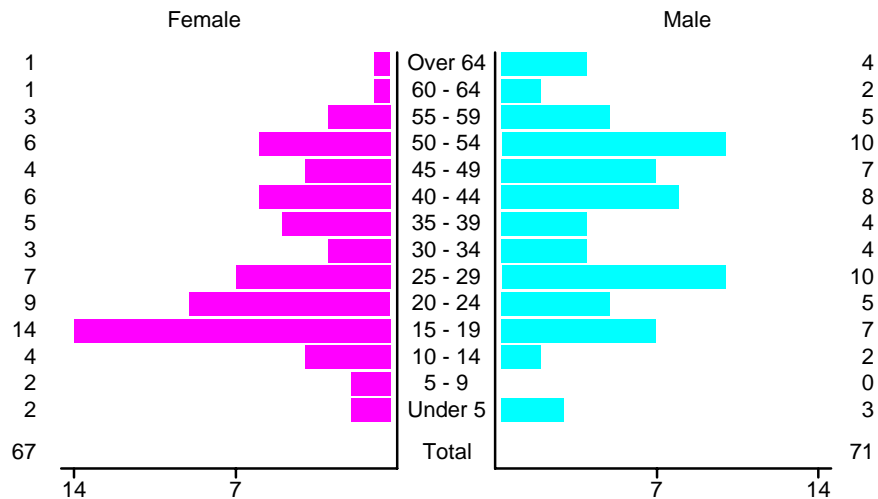
### Crashes in Bosque Farms by Vehicle Type, 2004

Vehicle Type	Vehicles				People		
	Total	% of Total	Fatal	% of Fatal	Injury	Killed	Injured
Passenger car	60	50	0	0	17	0	13
Pickup	35	29	0	0	12	0	5
Bus	1	1	0	0	0	0	0
Pedalcyclist	1	1	0	0	1	0	1
Pedestrian	2	2	0	0	2	0	2
Van/4 WD	17	14	0	0	5	0	1
Unknown	4	3	0	0	1	0	0
<b>Total</b>	<b>120</b>	<b>100</b>	<b>0</b>	<b>0</b>	<b>38</b>	<b>0</b>	<b>22</b>

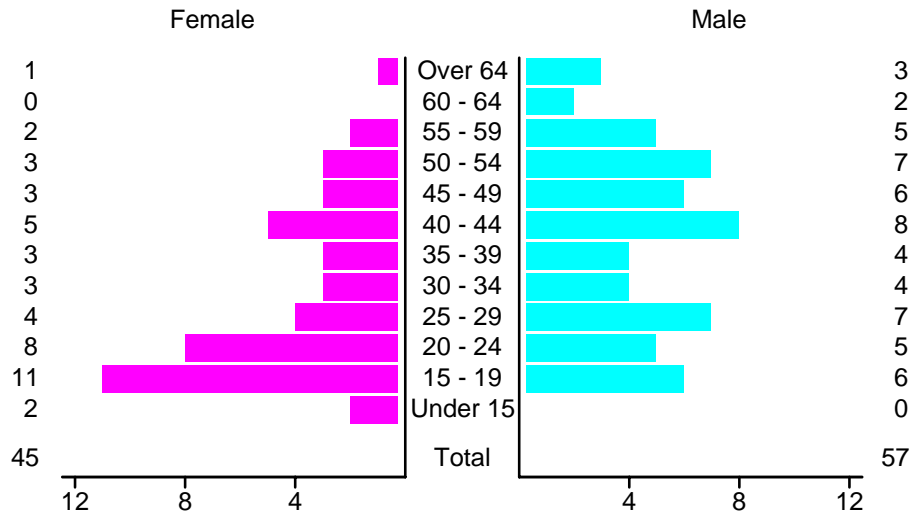
### Crashes in Bosque Farms by Top Contributing Factor, 2004

Contributing Factor	Crashes				People		
	Total	% of Total	Fatal	% of Fatal	Injury	Killed	Injured
Red light running	2	4	0	0	0	0	0
Failing to yield	6	11	0	0	2	0	2
Excessive speed	4	7	0	0	0	0	0
Driving left of center	1	2	0	0	0	0	0
Following too close	14	25	0	0	4	0	4
Improper turning	3	5	0	0	0	0	0
Improper backing	2	4	0	0	0	0	0
Driver inattention	23	40	0	0	10	0	14
Other	2	4	0	0	1	0	2
<b>Total</b>	<b>57</b>	<b>100</b>	<b>0</b>	<b>0</b>	<b>17</b>	<b>0</b>	<b>22</b>

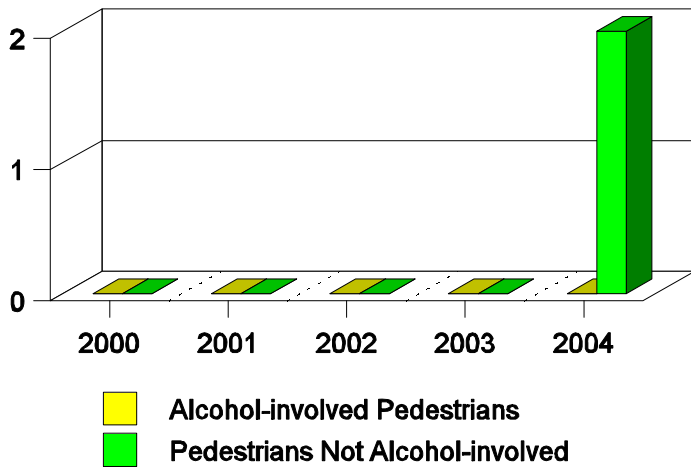
### People in Crashes by Age and Sex in Bosque Farms, 2004



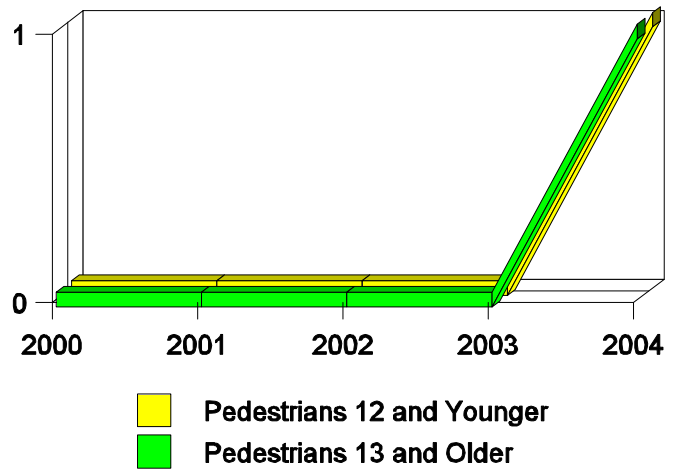
### Drivers in Crashes by Age and Sex in Bosque Farms, 2004



### Pedestrian in Crashes in Bosque Farms by Pedestrian Alcohol-involvement, 2000-2004



### Pedestrian in Crashes in Bosque Farms by Age Group, 2000-2004



**'Teenagers' and Young Adults in Crashes in Bosque Farms by Vehicle Type, 2004**

Vehicle	'Teenage' Drivers			Young Adult Drivers		
	Total	Fatal	Injury	Total	Fatal	Injury
Passenger car	14	0	4	8	0	2
Pickup	2	0	1	1	0	0
Pedalcyclist	1	0	1	0	0	0
Pedestrian	0	0	0	1	0	1
Van/4 WD	1	0	0	4	0	2
<b>Total</b>	<b>18</b>	<b>0</b>	<b>6</b>	<b>14</b>	<b>0</b>	<b>5</b>

**'Teenagers' and Young Adults Killed and Injured in Crashes by Year in Bosque Farms, 1995-2004**

Year	'Teenagers'				Young Adults			
	All Crashes		Alcohol Crashes		All Crashes		Alcohol Crashes	
	Killed	Injured	Killed	Injured	Killed	Injured	Killed	Injured
2004	0	3	0	0	0	2	0	0
2003	0	2	0	0	0	2	0	1
2002	0	1	0	0	0	3	0	0
2001	0	7	0	2	0	4	0	0
2000	0	2	0	0	0	1	0	0
1999	0	3	0	0	0	0	0	0
1998	0	2	0	0	0	4	0	1
1997	0	9	0	0	0	3	0	0
1996	0	7	0	0	0	2	0	0
1995	0	14	0	2	0	11	0	1