

Mescalero Apache Community Report, 2005

Demographics

In 2005, there were 1,545 licensed drivers in the Mescalero Apache Nation. Of these, there were 871 females and 674 males. The total number of crashes in 2005 was 20, yielding a crash rate of 13 per thousand licensed drivers (total number of crashes 20 divided by total number of licensed drivers 1,562 times 1,000). The corresponding rate for the state was 37 per thousand licensed drivers.

General Crash Information

Reported crashes have a varied quantity over the years, and are sharply down since 2001.

Reported fatal and injury crashes have also varied greatly, and have shown a decrease since 2001. Belt usage (as a percentage) has decreased from 2004, while belt usage in crashes involving visible and incapacitating injuries has also decreased.

Alcohol-related Crash Information

Information about alcohol-involved crashes is included in all sections of this report. Of the three people reported convicted of DWI in Mescalero Apache Nation, 100 percent were first-time DWI convictions (number of first convictions three divided by the total number of people convicted three times 100). The corresponding percent for the state is 61.

Crash Specifics

Crashes involving animals were the most common class, accounting for 50 percent of all crashes. Passenger cars were the vehicle type most often involved in crashes, accounting for 52 percent of all vehicles in crashes. Pickups accounted for 30 percent of vehicles involved in crashes. Together these two vehicle types comprised 63 percent of the vehicles involved in injury crashes. The three most common top contributing factors were driver inattention, alcohol involvement, and excessive speed. There were no fatal crashes in 2005.

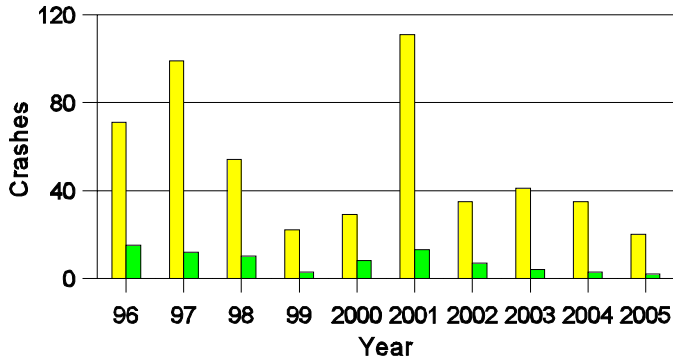
People in Crashes

Overall, males were 55 percent of drivers in crashes, although they account for only 44 percent of licensed drivers in the Mescalero Apache Nation. There were no pedestrians involved in crashes. In 2005, no 'teenagers' or young adults were killed in crashes in the Mescalero Apache Nation. In 2005, there were two alcohol-involved drivers, both were female. One driver was between the ages of 15 and 19 and the other between the ages of 45 and 49. Statewide 17 percent of alcohol-involved drivers were under 21; in the Mescalero Apache Nation 50 percent (1 of 2) were under 21.

Note: The 1999 crash file contains 15% fewer crashes than the 1998 file. This may be due to problems implementing the new system after the old system failed, or to under reporting. Care should be used in interpreting differences between 1999 and other years in this report.

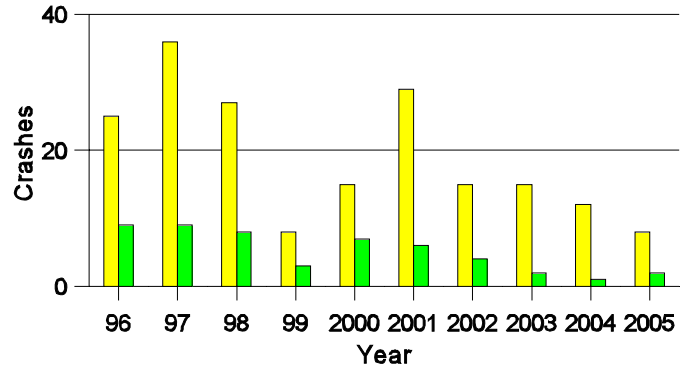
- Location of arrest/conviction was determined by police agency/court location, not driver residence.
- Crashes and drivers were counted by the city of occurrence/residence.
- Young adults are people between the ages of 20 and 24.
- 'Teenagers' are people between the ages of 15 and 19.
- Tables only include variable values for which there are data.
- Crashes may have been underreported in some years.

Crashes in Mescalero Apache by Alcohol Involvement



■ All Crashes
■ Alcohol-involved Crashes

Fatal and Injury Crashes in Mescalero Apache by Alcohol Involvement



■ All Fatal and Injury Crashes
■ Alcohol-involved Fatal and Injury Crashes

Passenger Vehicle Seatbelt Usage and Injuries in Mescalero Apache, 2003-2005

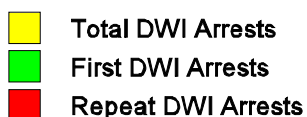
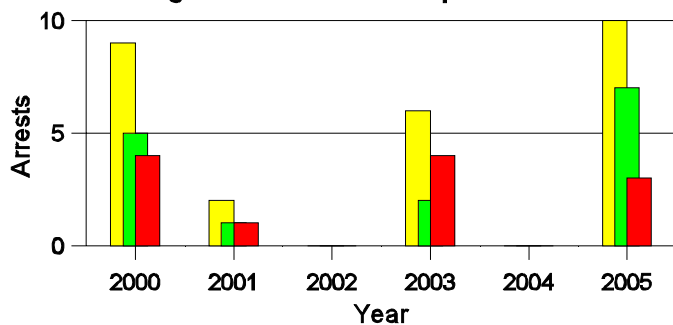
Injury Level	2005		2004		2003	
	Total	No Belt	Total	No Belt	Total	No Belt
Killed	0	0	0	0	1	1
Incapacitating injury	2	1	1	0	3	0
Visible injury	5	2	2	0	7	1
Complaint of injury	2	0	7	1	5	0
Unhurt	21	0	63	1	47	0
Total	30	3	73	2	63	2

Lifetime DWI Convictions for Drivers Convicted of DWI Violations in Mescalero Apache, 2005

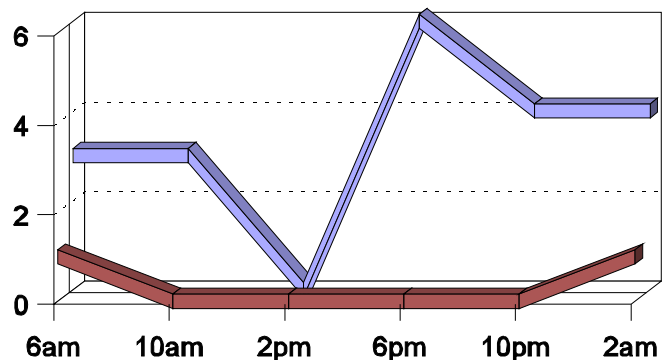
Convictions	Since 2000	Since 1981
1st	3	3
2nd	0	0
3rd	0	0
4th	0	0
5th	0	0
6th	0	0
7th	0	0
8th	0	0
9th	0	0
10 or more	0	0
Total	3	3

Convictions are counts of people convicted of DWI by 7/2006 for violations in 2005 in Mescalero Apache. Convictions are not comparable to arrests.

DWI Arrests in Mescalero Apache Showing First Arrests and Repeat Offenders



Crashes in Mescalero Apache by Hour and Alcohol Involvement



Crashes in Mescalero Apache by Class, 2005

Class	Crashes					People	
	Total	% of Total	Fatal	% of Fatal	Injury	Killed	Injured
Other vehicle	2	10	0	0	0	0	0
Fixed object	2	10	0	0	2	0	3
Parked vehicle	1	5	0	0	0	0	0
Overturn	5	25	0	0	3	0	5
Animal	10	50	0	0	3	0	3
Total	20	100	0	0	8	0	11

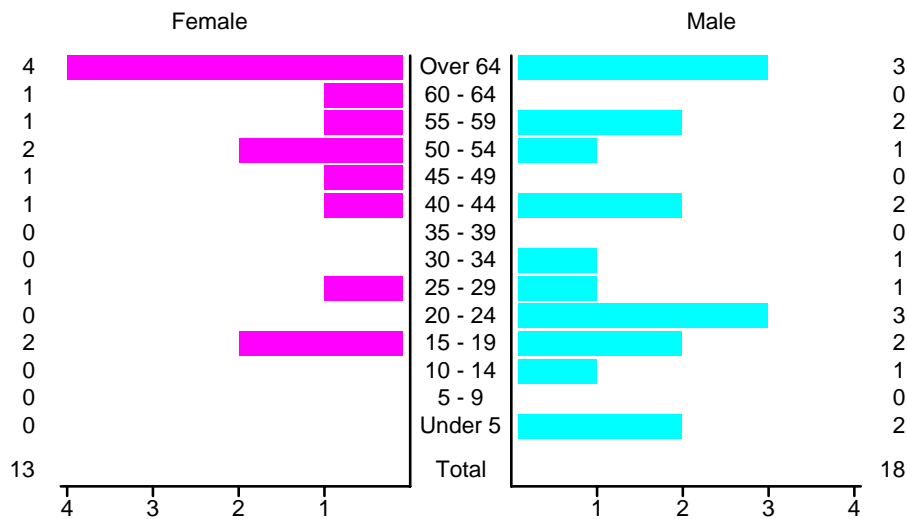
Crashes in Mescalero Apache by Vehicle Type, 2005

Vehicle Type	Vehicles					People	
	Total	% of Total	Fatal	% of Fatal	Injury	Killed	Injured
Passenger car	12	52	0	0	5	0	8
Pickup	7	30	0	0	0	0	0
Motorcycle	2	9	0	0	2	0	2
Van/4 WD	1	4	0	0	1	0	1
Unknown	1	4	0	0	0	0	0
Total	23	100	0	0	8	0	11

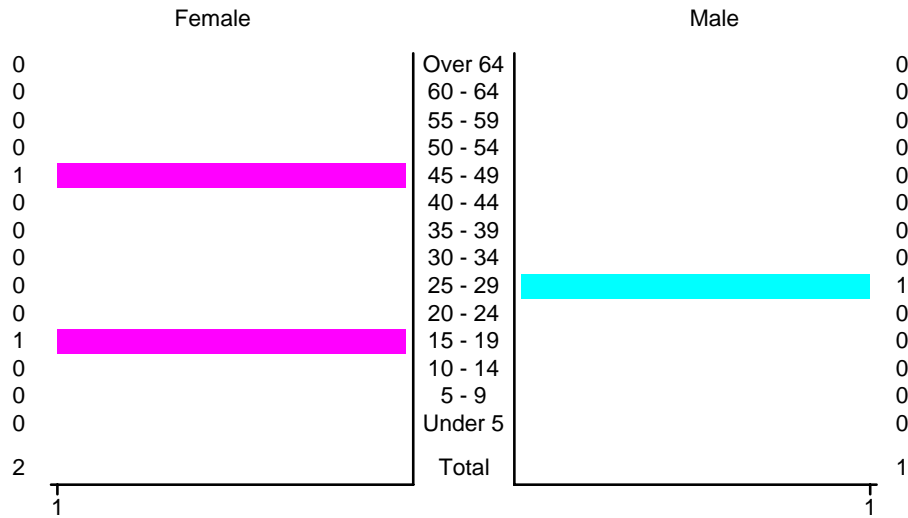
Crashes in Mescalero Apache by Top Contributing Factor, 2005

Contributing Factor	Crashes				People		
	Total	% of Total	Fatal	% of Fatal	Injury	Killed	Injured
Alcohol involvement	2	10	0	0	2	0	4
Excessive speed	2	10	0	0	1	0	2
Following too close	1	5	0	0	0	0	0
Improper overtaking	1	5	0	0	0	0	0
Driver inattention	3	15	0	0	2	0	2
Other	11	55	0	0	3	0	3
Total	20	100	0	0	8	0	11

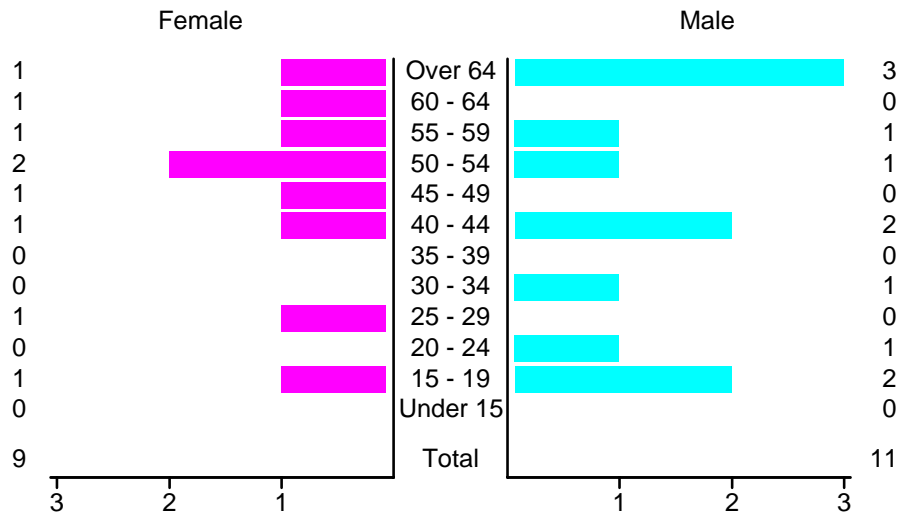
People in Crashes in Mescalero Apache, 2005 by Age and Sex



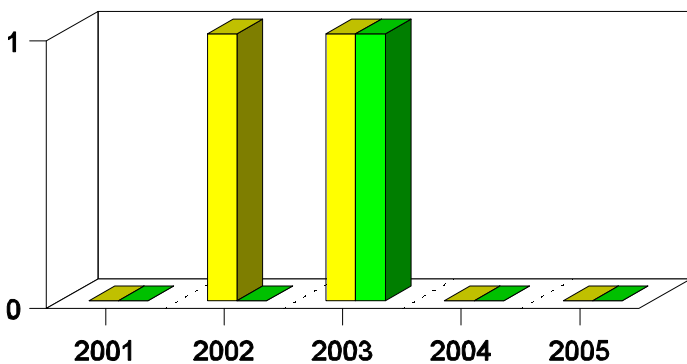
People in Alcohol-Involved Crashes in Mescalero Apache, 2005 by Age and Sex



Drivers in Crashes by Age and Sex in Mescalero Apache, 2005

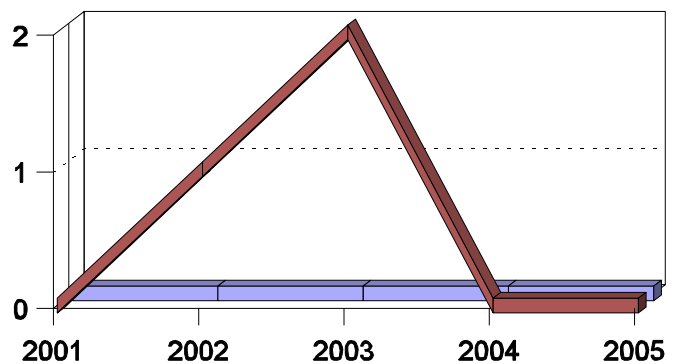


Pedestrians in Crashes in Mescalero Apache by Pedestrian Alcohol-involvement



■ Alcohol-involved Pedestrians
■ Pedestrians Not Alcohol-involved

Pedestrians in Crashes in Mescalero Apache by Age Group



■ Pedestrians 12 and Younger
■ Pedestrians 13 and Older

'Teenagers' and Young Adults in Crashes in Mescalero Apache by Vehicle Type, 2005

Vehicle	'Teenage' Drivers			Young Adult Drivers		
	Total	Fatal	Injury	Total	Fatal	Injury
Passenger car	2	0	2	0	0	0
Motorcycle	1	0	1	0	0	0
Van/4 WD	0	0	0	1	0	1
Total	3	0	3	1	0	1

'Teenagers' and Young Adults Killed and Injured in Crashes by Year in Mescalero Apache, 1996-2005

Year	'Teenagers'				Young Adults			
	All Crashes		Alcohol Crashes		All Crashes		Alcohol Crashes	
	Killed	Injured	Killed	Injured	Killed	Injured	Killed	Injured
2005	0	4	0	1	0	1	0	0
2004	0	3	0	1	0	0	0	0
2003	0	1	0	0	1	1	1	0
2002	0	1	0	1	0	3	0	0
2001	0	1	0	0	0	2	0	0
2000	0	4	0	4	0	8	0	8
1999	0	0	0	0	0	1	0	0
1998	0	2	0	1	0	4	0	2
1997	0	10	0	2	1	6	1	4
1996	1	7	1	2	0	2	0	1