

Zia Pueblo Community Report, 2005

Demographics

In 2005, there were 338 licensed drivers in Zia Pueblo. Of these, there were 193 females and 145 males. The total number of crashes in 2005 was two, yielding a crash rate of six per thousand licensed drivers (total number of crashes two divided by total number of licensed drivers 338 times 1,000). The corresponding number for the state was 37 per thousand licensed drivers.

General Crash Information

Since 1996 the number of crashes has shown no consistent pattern. Fatal and injury crashes have shown also no consistent pattern since 1996. Belt usage (as a percentage) has decreased from last year, while belt usage in crashes involving visible and incapacitating injuries has remained the same.

Alcohol-related Crash Information

Information about alcohol-involved crashes is included in all sections of this report. There were no people arrested for DWI or convicted of DWI in Zia Pueblo.

Crash Specifics

Crashes involving a fixed object and an overturn were the only crash classes, each accounting for 50 percent of all crashes. Van/4 WD was the only vehicle type involved in crashes, accounting for 100 percent of all vehicles in crashes. In 2005, there were no vehicles involved in fatal or injury crashes. The two top contributing factors were alcohol involvement and excessive speed. Time information was not available for crashes in Zia Pueblo.

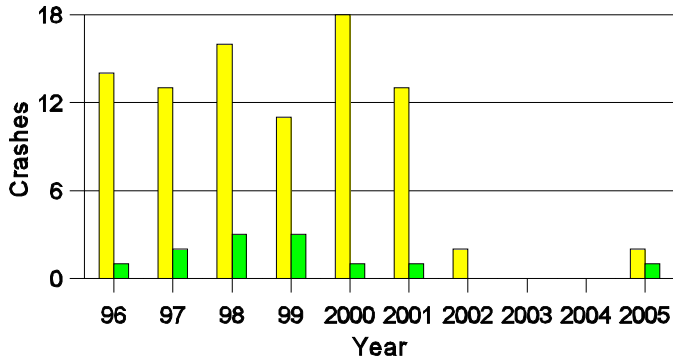
People in Crashes

Overall, males were 50 percent of drivers in crashes, although they account for only 43 percent of licensed drivers in Zia Pueblo. There were no pedestrians involved in crashes. In 2005, no 'teenagers' or young adults were killed in crashes in Zia Pueblo. The sole alcohol-involved driver was a woman between the ages of 20 and 24. Statewide 17 percent of alcohol-involved drivers were under 21; in Zia Pueblo all (1 of 1) were under 21.

Note: The 1999 crash file contains 15% fewer crashes than the 1998 file. This may be due to problems implementing the new system after the old system failed, or to under reporting. Care should be used in interpreting differences between 1999 and other years in this report.

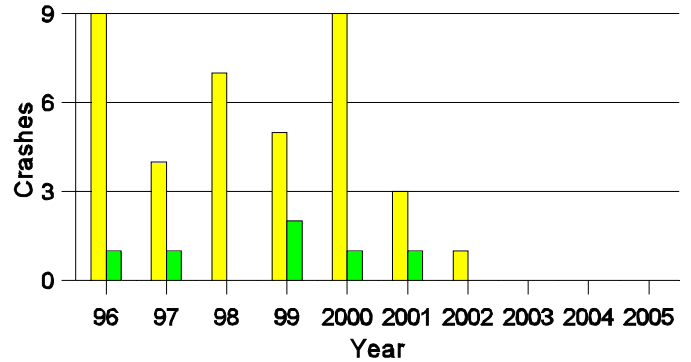
- Location of arrest/conviction was determined by police agency/court location, not driver residence.
- Crashes and drivers were counted by the city of occurrence/residence.
- Young adults are people between the ages of 20 and 24.
- 'Teenagers' are people between the ages of 15 and 19.
- Tables only include variable values for which there are data.
- Crashes may have been underreported in some years after 2001.

**Crashes in Zia Pueblo
by Alcohol Involvement**



■ All Crashes
■ Alcohol-involved Crashes

**Fatal and Injury Crashes in Zia Pueblo
by Alcohol Involvement**



■ All Fatal and Injury Crashes
■ Alcohol-involved Fatal and Injury Crashes

Passenger Vehicle Seatbelt Usage and Injuries in Zia, 2003-2005

Injury Level	2005		2004		2003	
	Total	No Belt	Total	No Belt	Total	No Belt
Killed	0	0	0	0	0	0
Incapacitating injury	0	0	0	0	0	0
Visible injury	0	0	0	0	0	0
Complaint of injury	0	0	0	0	0	0
Unhurt	7	0	0	0	0	0
Total	7	0	0	0	0	0

Crashes in Zia by Class, 2005

Class	Crashes				People		
	Total	% of Total	Fatal	% of Fatal	Injury	Killed	Injured
Fixed object	1	50	0	0	0	0	0
Overturn	1	50	0	0	0	0	0
Total	2	100	0	0	0	0	0

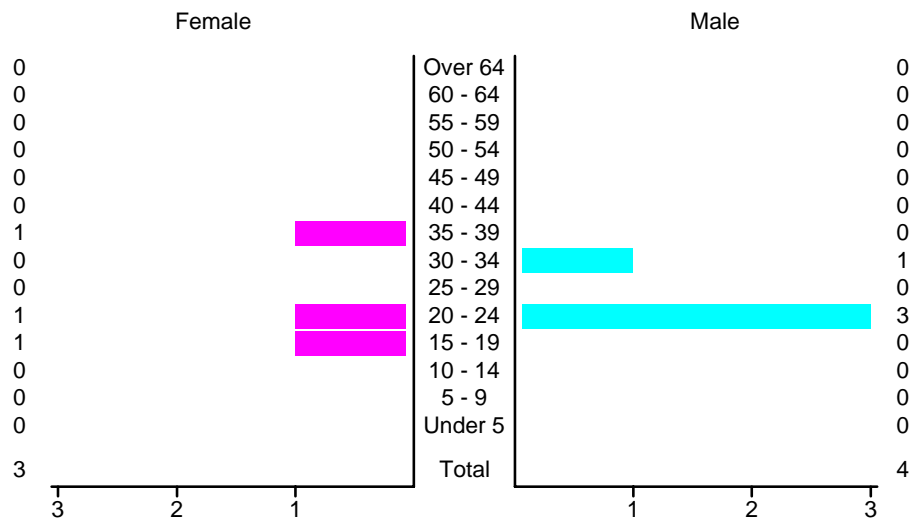
Crashes in Zia by Vehicle Type, 2005

Vehicle Type	Vehicles				People		
	Total	% of Total	Fatal	% of Fatal	Injury	Killed	Injured
Van/4 WD	2	100	0	0	0	0	0
Total	2	100	0	0	0	0	0

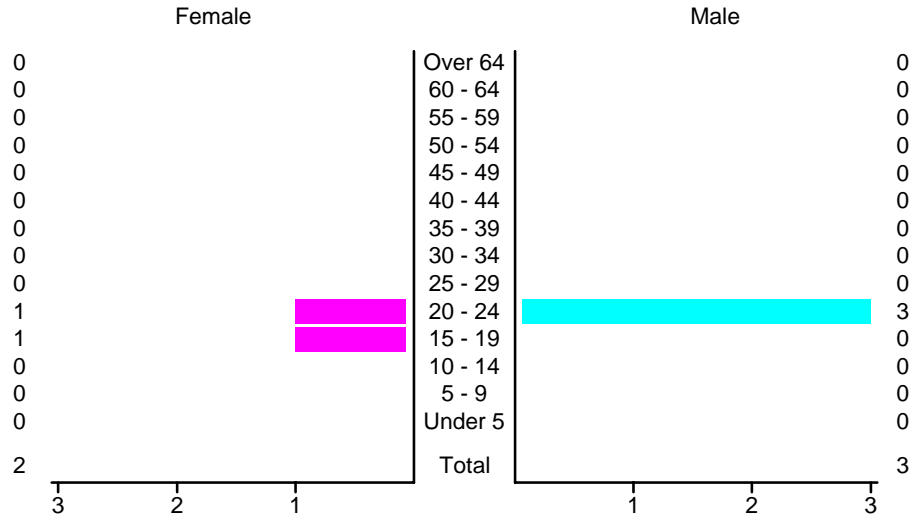
Crashes in Zia by Top Contributing Factor, 2005

Contributing Factor	Crashes				People		
	Total	% of Total	Fatal	% of Fatal	Injury	Killed	Injured
Alcohol involvement	1	50	0	0	0	0	0
Excessive speed	1	50	0	0	0	0	0
Total	2	100	0	0	0	0	0

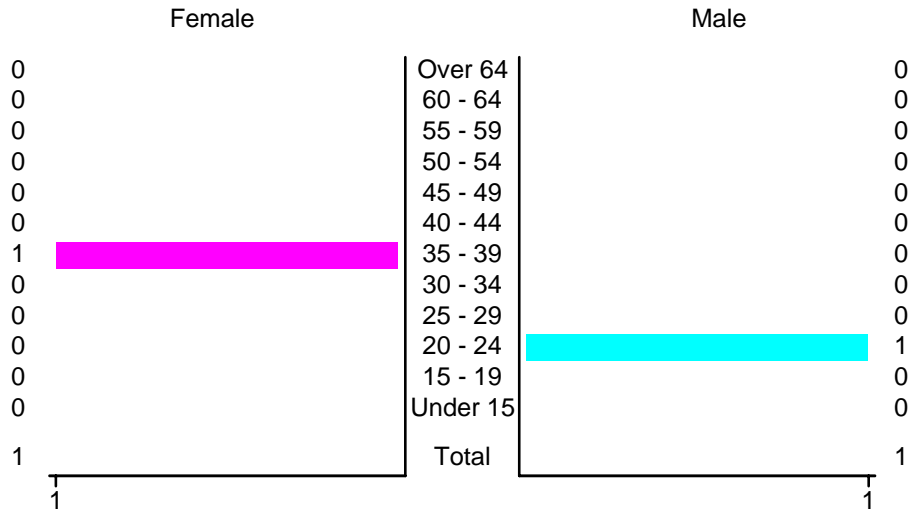
People in Crashes in Zia Pueblo, 2005 by Age and Sex



**People in Alcohol-Involved Crashes in Zia Pueblo, 2005
by Age and Sex**



Drivers in Crashes by Age and Sex in Zia Pueblo, 2005



'Teenagers' and Young Adults in Crashes in Zia by Vehicle Type, 2005

Vehicle	'Teenage' Drivers			Young Adult Drivers		
	Total	Fatal	Injury	Total	Fatal	Injury
Van/4 WD	0	0	0	1	0	0
Total	0	0	0	1	0	0

'Teenagers' and Young Adults Killed and Injured in Crashes by Year in Zia, 1996-2005

Year	'Teenagers'				Young Adults			
	All Crashes		Alcohol Crashes		All Crashes		Alcohol Crashes	
	Killed	Injured	Killed	Injured	Killed	Injured	Killed	Injured
2005	0	0	0	0	0	0	0	0
2004	0	0	0	0	0	0	0	0
2003	0	0	0	0	0	0	0	0
2002	0	0	0	0	0	0	0	0
2001	0	0	0	0	0	0	0	0
2000	0	1	0	0	0	3	0	2
1999	0	2	0	0	0	2	0	0
1998	0	2	0	0	0	2	0	0
1997	1	0	1	0	1	2	1	0
1996	0	3	0	0	0	1	0	0
1998	2	6	0	1	2	13	0	3
1997	1	9	0	3	0	12	0	1
1996	3	19	3	5	1	27	0	5