



The University of New Mexico

International Programs and Studies
MSC06 3850

1 University of New Mexico
Albuquerque, NM 87131-0001
Phone: (505) 277-4032
FAX: (505) 277-1867

NEW INTERNATIONAL STUDENT ENROLLMENT AT UNM FALL 2008

The following charts and tables are designed to help a reader understand the current trends in new international student enrollment at the University of New Mexico (UNM). It is important to note that the numbers below only include students who: 1) completed the admission process, 2) were admitted to UNM, AND 3) received immigration documents from the University. The numbers do not include international students who applied and were not admitted, nor do they include those who were admitted but did not receive the immigration documents required to apply for a student visa to come to UNM.

The statistics included in this report separate the incoming international students at UNM into the following categories:

- Graduate
- Undergraduate
- Other (Certificate programs, such as Tamarind Professional Printing Program)
- Exchange
- Intensive English (CELAC)

Exchange students are analyzed separately, as these students are not receiving degrees or certificates from the university, but are taking coursework for one semester or year only pursuant to an exchange agreement between UNM and their home institution. Intensive English students are also listed separately as these students are enrolled in the Center for English Language and American Culture (CELAC) program at UNM, which is an independent program.

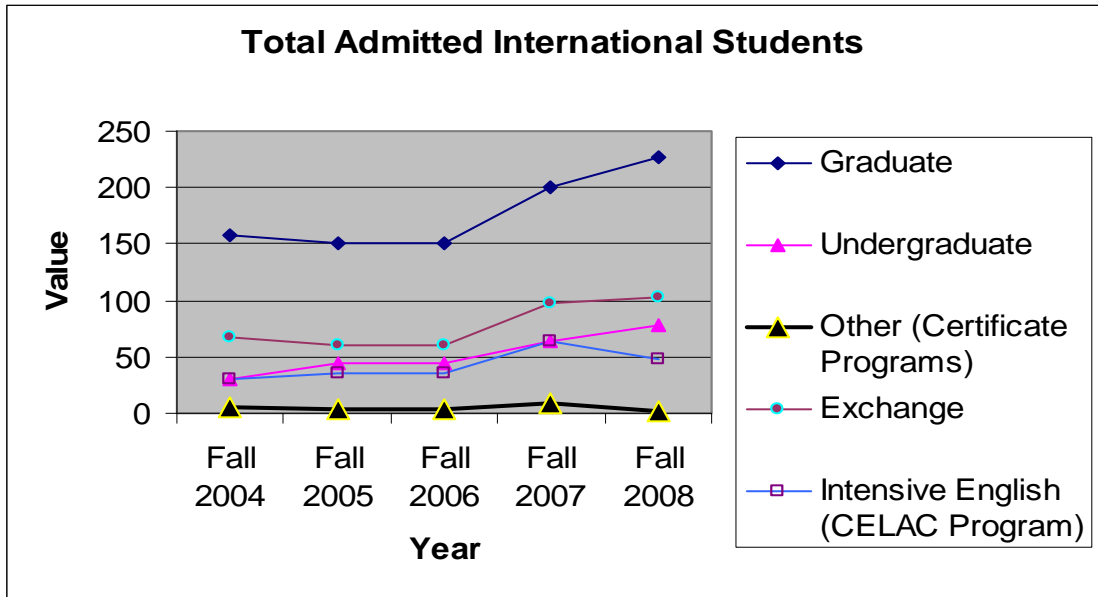
Observations:

- The total number of new international students enrolling at UNM for Fall 2008 increased by 5.78% over Fall 2007.
- There was a 27.19% increase in new graduate enrollment, a 48.71% increase in new undergraduate enrollment, and a 5.68% increase in new Exchange student enrollment. New Intensive English student enrollment decreased by 30.00% over last year.
- The majority of new international graduate students are from Asia, while new undergraduates are mainly from Latin America and Europe. The majority of Exchange students are from Europe. CELAC students are primarily from Asia and Latin America.
- Of the new international student population enrolling for fall 2008, Graduate students comprise 44.47%, Undergraduates 17.79%, Exchange students 28.52% and Intensive English students 8.58% of the total.
- The percentage of total “admitted” students (those meeting the three criteria listed above) who did not show up to begin their program (“No Shows”) has decreased by 13.04% for Fall 2008.

Total Admitted International Students

This group consists of all students who were admitted and issued immigration documents for Fall 2008, regardless of whether they enrolled at UNM.

Total Admitted International Students					
Category	Fall 2004	Fall 2005	Fall 2006	Fall 2007	Fall 2008
Graduate	157	151	151	201	227
Undergraduate	31	45	45	63	78
Other (Certificate Programs)	5	3	3	8	2
Exchange	67	60	60	97	102
Intensive English (CELAC Program)	31	36	36	63	48
Total	291	295	295	432	457



Admitted and Registered Students

“Admitted and Registered Students” consists of international students who were admitted and who enrolled at UNM for Fall 2008.

Chart 1: Total Admitted and Registered by Year

Total Admitted and Registered by Year					
Category	Fall 2004	Fall 2005	Fall 2006	Fall 2007	Fall 2008
Graduate	108	118	139	114	145
Undergraduate	24	36	42	39	58
Other (Certificate Programs)	4	2	2	7	2
Exchange	64	57	79	88	93
Intensive English (CELAC Program)	28	29	25	40	28
Total	228	242	287	288	326

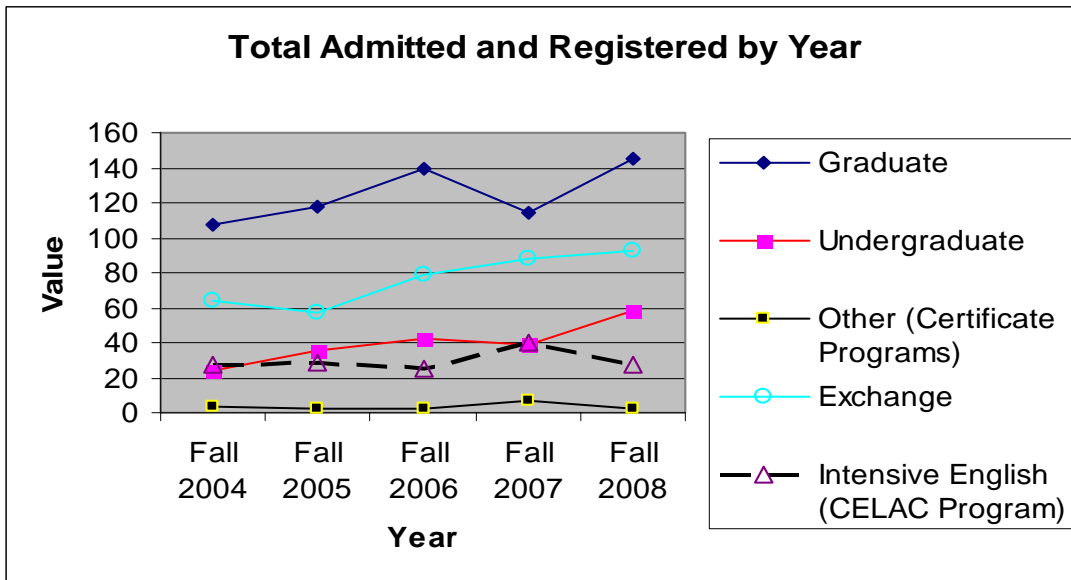


Chart 2: Gender Distribution: Admitted and Registered

Gender Distribution			
Category	Male	Female	Total
Graduate	95	50	145
Undergraduate	29	29	58
Other (Certificate Programs)	0	2	2
Exchange	40	53	93
Intensive English (CELAC Program)	12	16	28
Total	176	150	326

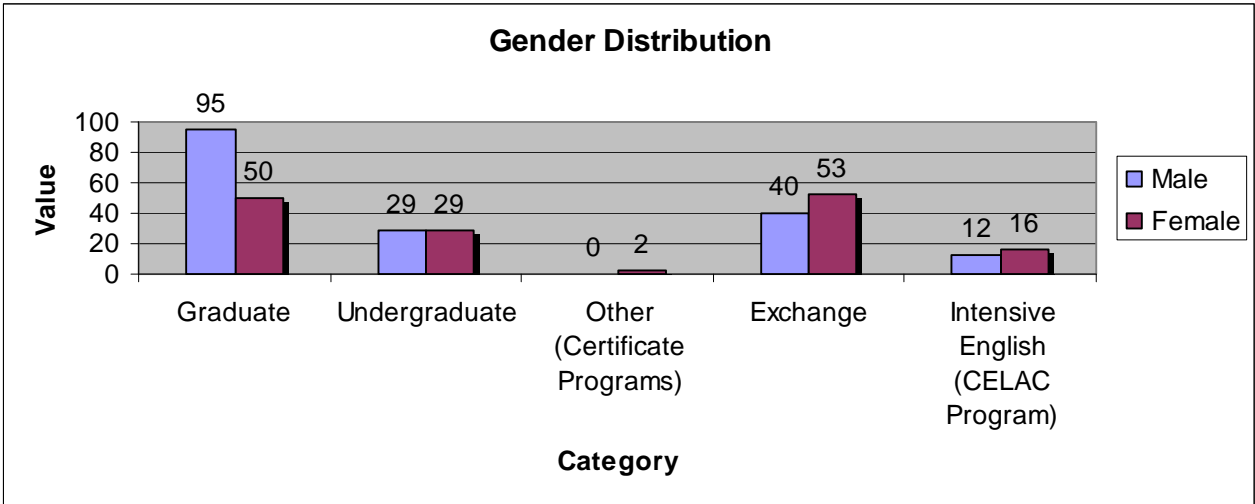
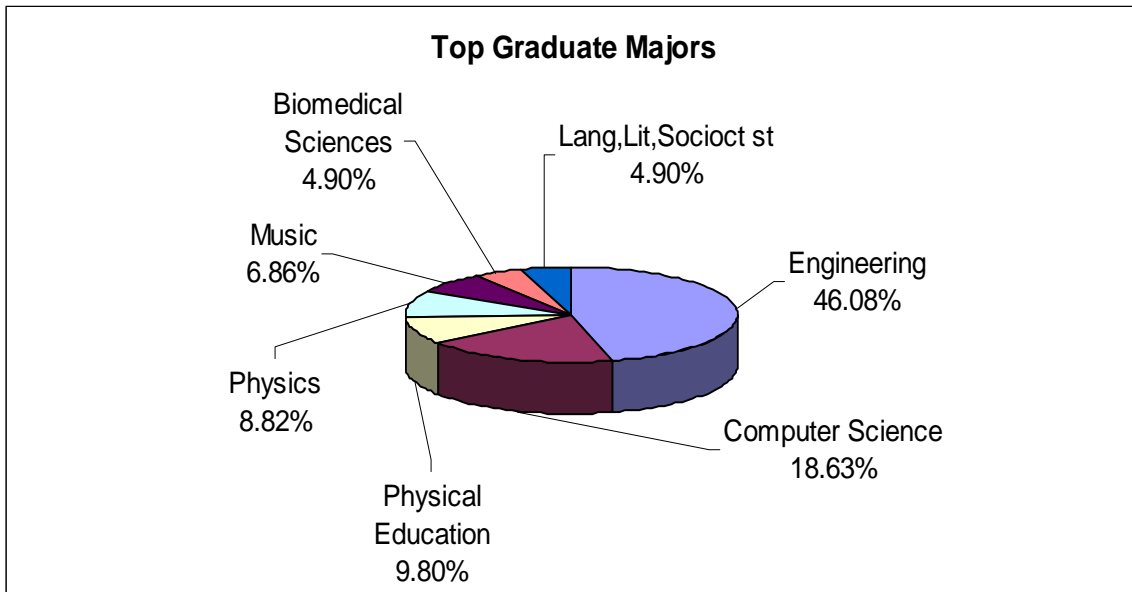


Chart 3: Top Graduate Majors: Admitted and Registered

Top Graduate Majors	Total Number
Engineering	47
Computer Science	19
Physical Education	10
Physics	9
Music	7
Biomedical Sciences	5
Language, Literature, Socio-cultur Studies	5



**The majority of undergraduates are admitted to UNM as “UNDECLARED”.
Therefore undergraduate majors are not included here.**

Chart 4: Primary Source of Funds: Admitted and Registered

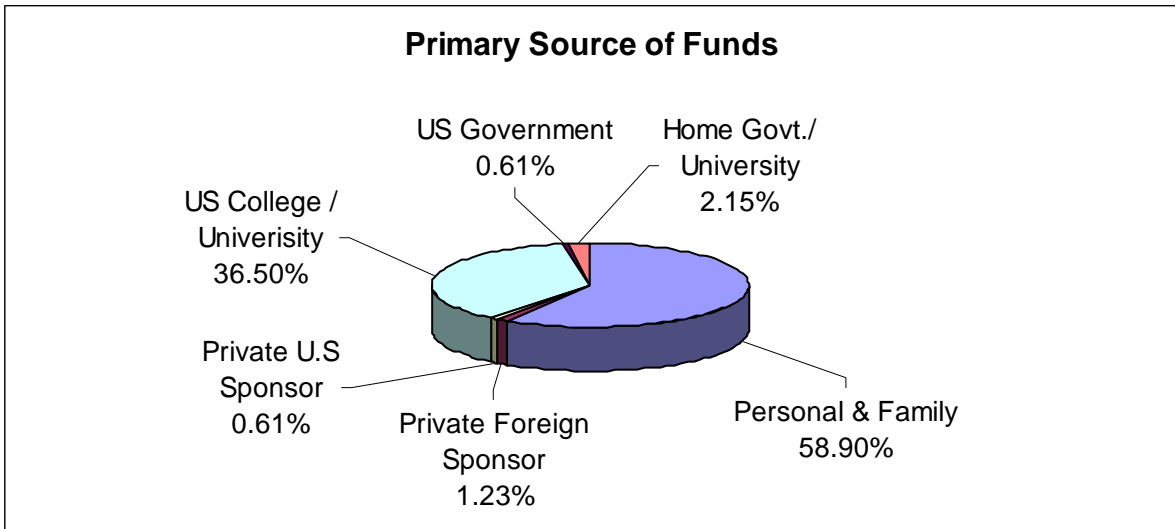


Chart 5: Graduates by World Region: Admitted and Registered

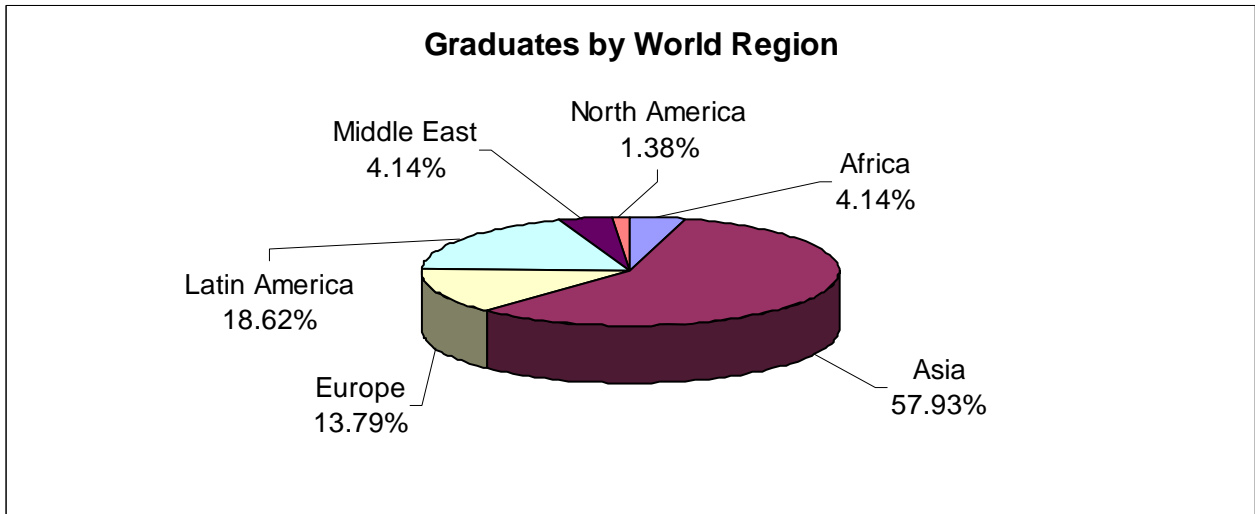


Chart 6: Undergraduates by World Region: Admitted and Registered

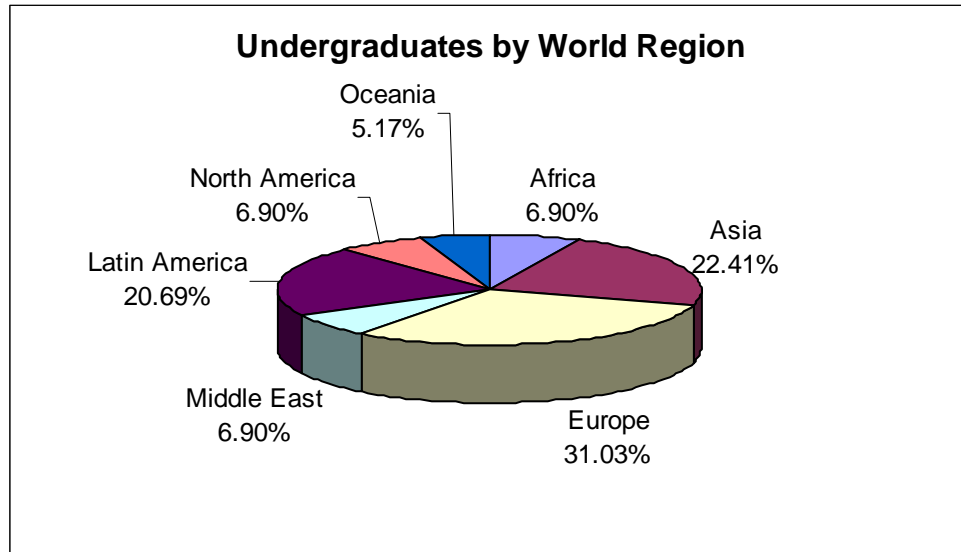


Chart 7: Exchange by World Region: Admitted and Registered

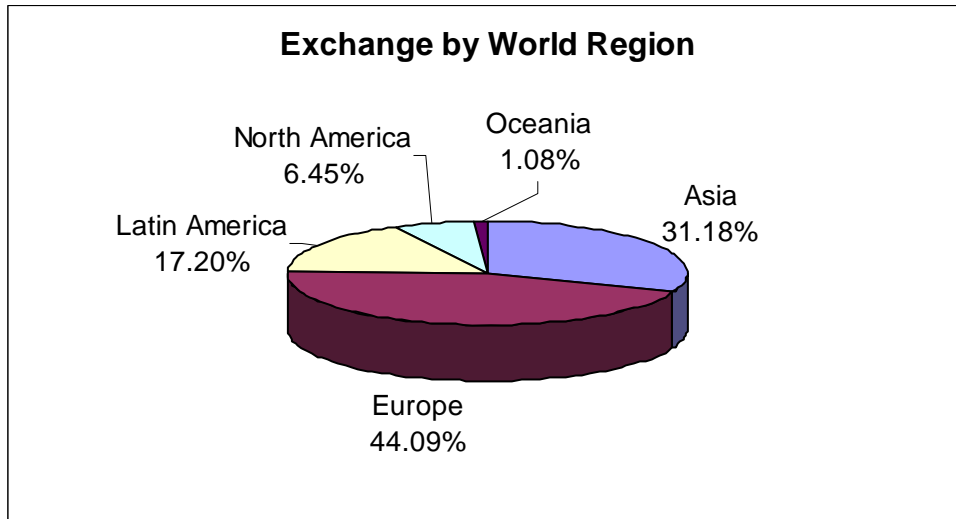


Chart 8: Intensive English (CELAC) by World Region: Admitted and Registered




Chart 9: Graduates by Country: Admitted and Registered	
Country of Citizenship	Number of students
Austria	1
Bangladesh	3
Bolivia	3
Brazil	7
Cameroon	1
Canada	2
China	41
Colombia	1
Croatia	3
Czech Republic	1
Ecuador	2
France	1
Germany	5
Ghana	1
India	26
Iraq	1
Italy	2
Japan	4
Jordan	1
Kenya	1
Korea, South	4
Lebanon	1
Mexico	11
Nepal	2
Nigeria	1
Peru	3
Poland	1
Russia	1
Saudi Arabia	1
Taiwan	4
Tanzania	1
Turkey	2
United Kingdom	5
Zimbabwe	1
Total	145

Chart 10: Undergraduates by Country: Admitted and Registered	
Country of Citizenship	Number of students
Australia	1
Austria	1
Brazil	1
Canada	4
China	2
Colombia	2
Costa Rica	1
Ecuador	4
France	1
Germany	6
Ghana	1
Honduras	1
Israel	2
Italy	1
Japan	3
Kenya	1
Korea, South	4
Madagascar	1
Mexico	2
Nepal	1
New Zealand	1
Nigeria	1
Norway	4
Pakistan	1
Palau	1
Paraguay	1
Saudi Arabia	1
Sweden	2
Switzerland	1
Taiwan	1
United Kingdom	2
Vietnam	2
Total	58

Chart 11: Exchange by Country: Admitted and Registered	
Country	Number of Students
Australia	1
Austria	5
Brazil	6
Canada	5
Chile	1
China	8
Costa Rica	1
France	6
Germany	6
Hungary	1
Mexico	7
Japan	4
Korea South	15
Poland	1
Russia	1
Spain	5
Sweden	5
Taiwan	1
United Kingdom	10
United States (COB)	2
Venezuela	2
Total	93

Chart 12: Other (Certificate Program) by Country: Admitted and Registered	
Country	Number of Students
United Kingdom	2
Total	2

Chart 13: Intensive English (CELAC) by Country: Admitted and Registered	
Country	Number of Students
Brazil	2
Colombia	2
Ecuador	2
Germany	1
Japan	2
Kuwait	1
Mexico	2
Saudi Arabia	1
South Korea	9
Taiwan	2
Turkey	2
United Arab Emirates	1
Vietnam	1
Total	28

"No-Show" International Students

No-show numbers consist of students who were admitted and issued immigration documents but were not able to attend UNM in the Fall semester for any of the following reasons: denial of visa, insufficient financial resources, deferment of admission, etc.

Chart 1: Total "No-show" Students by Year

Category	Fall 2004	Fall 2005	Fall 2006	Fall 2007	Fall 2008
Graduate	49	33	44	86	80
Undergraduate	7	11	11	24	18
Other (Certificate Programs)	1	1	0	0	0
Exchange	3	3	2	9	9
Intensive English (CELAC Program)	9	7	13	23	20
Total	69	55	70	141	127

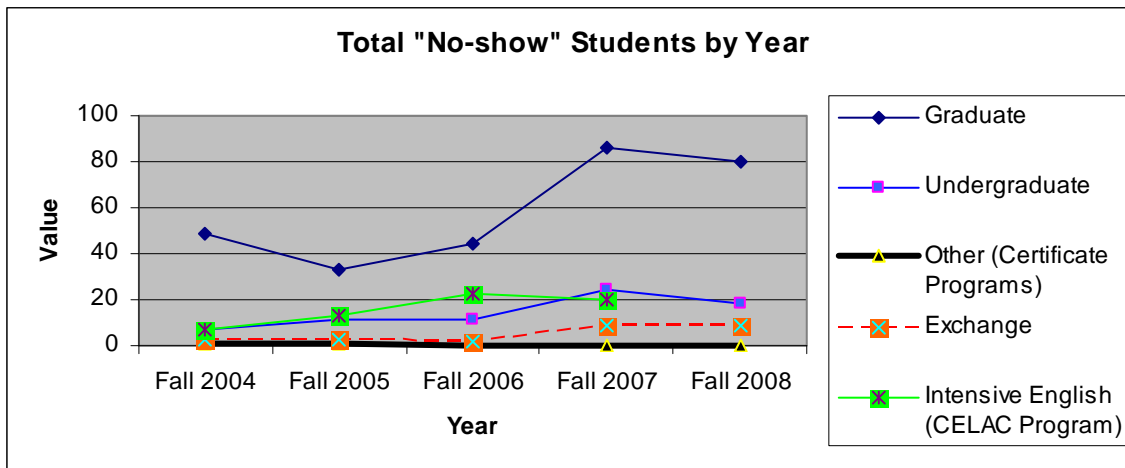


Chart 2: "No-Show" as percentage of total admitted with Immigration Documents

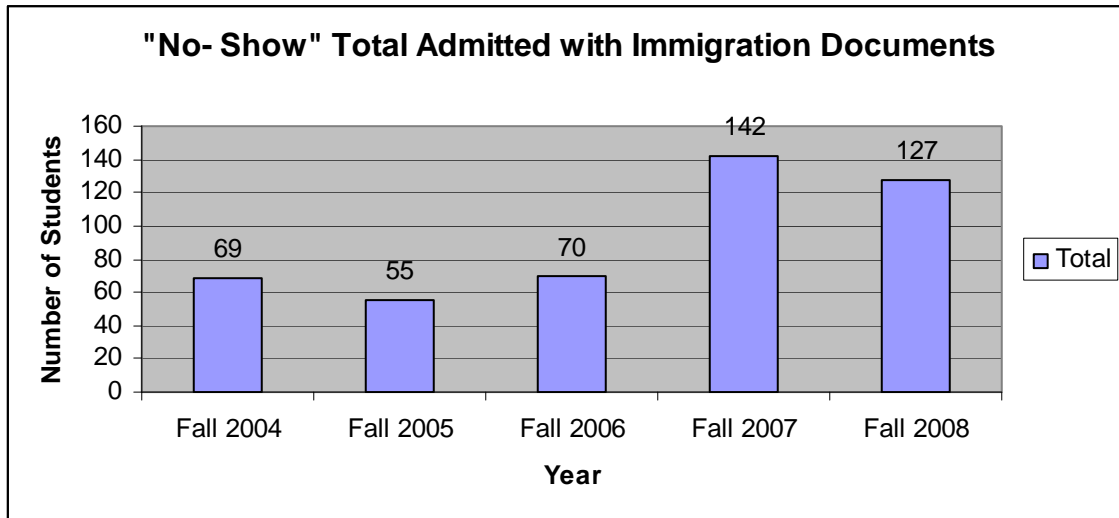
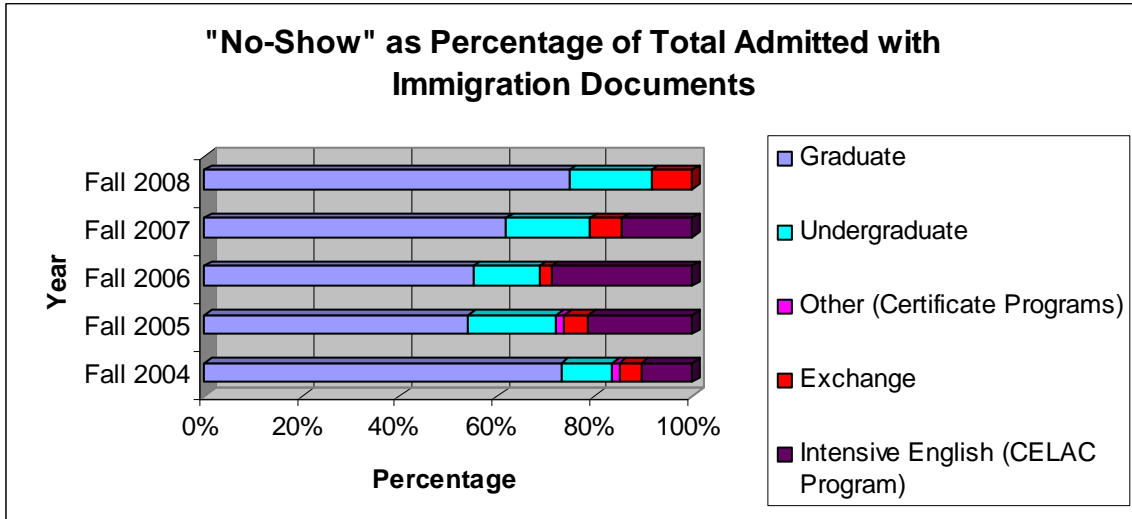


Chart 3: Gender Distribution: "No-Shows"

Gender Distribution			
Category	Male	Female	Total
Graduate	60	20	80
Undergraduate	7	11	18
Other	0	0	0
Exchange	6	3	9
Intensive English	6	14	20
Total	79	48	127

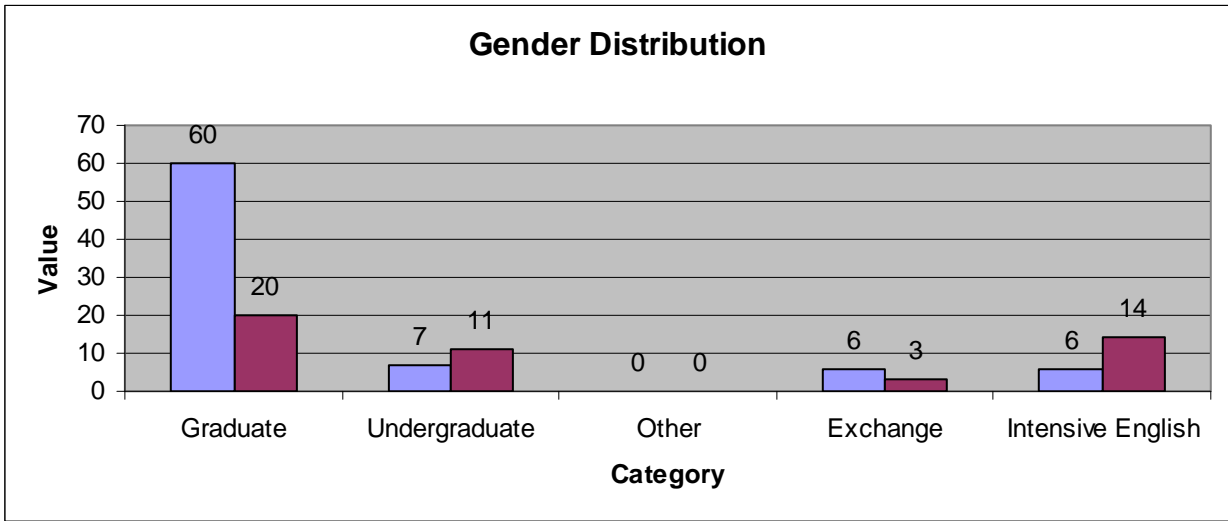


Chart 4: World Region: "No-Shows"

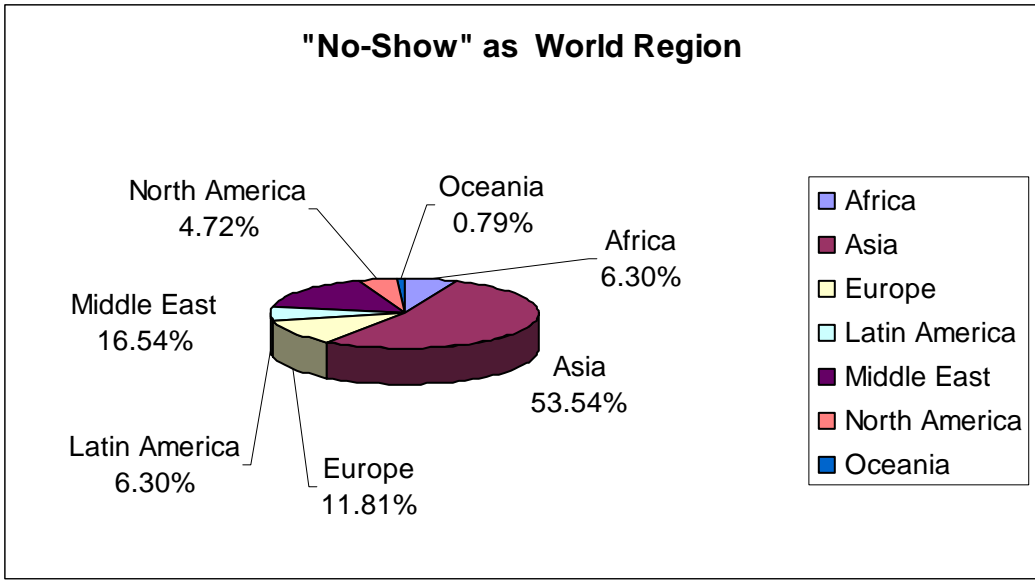


Chart 5: Primary Source of Funds: "No-Shows"

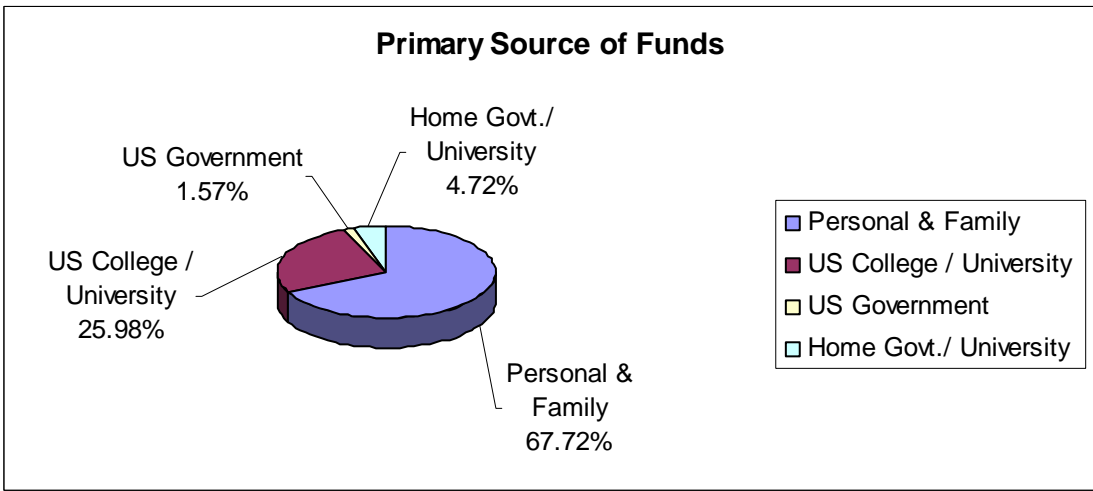


Chart 6: Graduates By Country: "No Shows"	
Country	Number of Students
Bangladesh	3
Canada	2
China	13
Ecuador	1
Egypt	1
France	1
India	24
Iran	12
Japan	1
Jordan	1
Mexico	1
Nepal	2
Nigeria	1
Pakistan	4
Russia	2
Saudi Arabia	1
South Korea	1
Taiwan	6
Turkey	2
Ukraine	1
Total	80

Chart 7: Undergraduates by Country: "No Shows"	
Country	Number of Students
Australia	1
Cameroon	1
Canada	2
China	3
Colombia	1
France	1
Honduras	1
Hong Kong	1
India	1
Nigeria	2
Norway	1
Peru	1
United Kingdom	2
Total	18

Chart 9: Exchange by Country: "No Shows"	
Country	Number of Students
Canada	1
China	1
El Salvador	1
Germany	1
Spain	4
United Kingdom	1
Total	9

Chart 10: Intensive English (CELAC) by Country: "No Shows"	
Country	Number of Students
China	3
Ecuador	1
Egypt	1
Equatorial Guinea	1
Mexico	1
Honduras	1
Poland	1
South Korea	2
Sudan	1
Syria	1
Thailand	1
Vietnam	6
Total	20