



**UNIVERSITY OF NEW MEXICO
BOARD OF REGENTS**

Agenda

**April 18, 2017
8:00 AM
Hodgin Hall, Bobo Room**

The Board of Regents of the University of New Mexico
Meeting in Open Session and Executive Session
April 18, 2017, 8:00 AM
Hodgin Hall, Bobo Room
Executive Session - SUB, Sandia Room
AGENDA

TAB

I. Call to Order, Confirmation of a Quorum, Adoption of the Agenda 1
Regent President Rob Doughty

II. Approval of Minutes: March 13, 2017 regular meeting..... 2

Public Comment – comments related to items on the agenda (limit 3 min.)

Regent Advisors – comments related to agenda items (limit 3 min.)

Comments from Regents

III. Regent Committee Reports

Consent Docket

(Action items on Regent’s Committee agendas may move to the Board of Regents’ agenda as consent items; the below items are placed on the consent docket by the respective committee chairs; items on the consent docket received unanimous approval in committee; per Regents’ Policy 1.2, “Any member of the Board of Regents shall have the right upon request to remove any item from the Board’s consent agenda and place the item on the Board’s regular agenda for discussion.”)

1. Finance and Facilities Committee (F&F) Consent Item, Regent Marron Lee, Chair

a. Approval of the Disposition of Surplus Property for Main Campus for February and
 March 2017, *Bruce Cherrin, Chief Procurement Officer* C-1

Audit and Compliance Committee, Regent Jack Fortner, Chair

Information Items

1. Meeting Summary Reports – March 2, March 31, & April 13 meetings 3
Manu Patel, Director, Internal Audit

Action Item

2. Approval of the Contract for UNM FY17 Annual Financial Statements Audit..... 4
Liz Metzger, Controller

Academic/Student Affairs and Research Committee (ASAR), Regent Bradley Hosmer, Chair

Action Item

1. Form D: Native American Studies, *Lloyd Lee, Associate Professor, University College* 5

Finance and Facilities Committee (F&F), Regent Marron Lee, Chair

Action Items

1. Approval of UNM Taos Project – STEMH Technical Career Center Phase II..... 6
Chris Vallejos, AVP ISS

2. Discussion and Possible Approval of FY18 Employee Benefits..... 7
Dorothy Anderson, VP HR; Brenda De La Pena, Dir. University Benefits

Information Item

3. Monthly Consolidated Financial Report, *Liz Metzger, University Controller* 8

Public Comment – comments not related to items on the agenda (limit 3 min. per speaker)

- IV. Advisors' Reports (limit 3 min.) 9

- V. Vote to close the meeting and proceed in Executive Session
 1. Discussion and determination where appropriate of the purchase, acquisition or disposal of real property as permitted by Section 10-15-1.H(8), NMSA (1978)
 2. Discussion and determination where appropriate of threatened or pending litigation as permitted by Section 10-15-1.H(7), NMSA (1978)
 3. Discussion of personally identifiable information about any individual student as permitted by Section 10-15-1.H(4), NMSA (1978)

- VI. Vote to re-open the meeting and certification that only those matters described in Agenda Items VI. were discussed in Closed Session and if necessary, final action with regard to those matters will be taken in Open Session.

- VII. Adjourn

Minutes of the Regular Meeting of the Board of Regents of the University of New Mexico
March 13, 2017
Student Union Building (SUB), Ballroom C
Executive Session-Cherry Silver Room
Main Campus

Members present

Robert M. Doughty, President; Marron Lee, Vice President; Jack Fortner, Secretary Treasurer; Tom Clifford; Brad Hosmer; Suzanne Quillen; Garrett Adcock

Administration present

Chaouki Abdallah, President; Paul Roth; Chancellor for Health Sciences Center; Craig White, Provost and EVP for Academic Affairs; David Harris, EVP of Administration, COO, CFO; Elsa Cole, University Counsel; Richard Larson, Executive Vice Chancellor for Health Sciences; Dorothy Anderson, VP HR; Liz Metzger, Controller; Ava Lovell, Sr. Exec. Officer of Finance and Administration, HSC; Dana Allen, VP Alumni Relations; Gabriel López, VP Research; Eliseo 'Cheo' Torres, VP Student Affairs; Paul Krebs, VP Athletics; Amy Wohlert, President's Chief of Staff

Regents' Advisors present

Glenda Lewis, President GPSA; Kathy Guimond, President Retiree Association; Danelle Callan, President Staff Council; Pamela Pyle, President Faculty Senate; Kyle Biederwolf, President ASUNM

Presenters in attendance

Jason Strauss, CEO Lobo Energy, Inc.; Chris Vallejos, AVP ISS; Norma Allen, Assoc. Dir. University Budget Operations; Joe Cecchi, Dean School of Engineering; Nicole Dopson, Financial Officer, Office of the Provost

Others in attendance

Members of administration, faculty, staff, students, the media and others.

CALL TO ORDER, CONFIRMATION OF A QUORUM, ADOPTION OF THE AGENDA

Regent President Rob Doughty called the meeting to order at 10:06 AM and confirmed a quorum. There were no amendments to the agenda; Regent Doughty asked for a motion to adopt the agenda.

The motion to adopt the agenda passed by unanimous vote (1st Lee; 2nd Fortner).

APPROVAL OF MINUTES

There were no corrections to the minutes of the February 14, 2017 regular meeting or to the minutes of the March 2, 2017 special meeting; Regent Doughty asked for a motion to approve the minutes.

The motion to approve the minutes of the February 14, 2017 regular meeting and the March 2, 2017 special meeting passed by a unanimous vote (1st Fortner; 2nd Lee).

THE PRESIDENT'S ADMINISTRATIVE REPORT

Acting President Chaouki Abdallah opened his report with comments on recent activities around the University's focus on the Academic Mission, including strengthening partnerships with the national labs with a recent meeting with the new Sandia National Labs management team; the School of Engineering was awarded a \$7 million research grant from the Air Force Research Lab (AFRL); and the AFRL announced plans to move its Technology Engagement Office to Innovate ABQ. In the area of Research, over the last 5 years UNM researchers have received 16 National Science Foundation CAREER awards, making a total of 54 since 1995. Professor Tiffany Lee of the Native American Studies program is part of a \$1 million, multi-university study designed to examine the effect Indigenous-language immersion schools have on Native American student success, both in the classroom and beyond. The Department of Biology is continuing its Post-baccalaureate Research and Education Program (PREP), thanks to a five-year, \$2 million grant from the National Institutes of Health (NIH). President Abdallah gave a legislative update and spoke briefly about the status of recent House Bills, including HB2, HB202, HB237, and HB412. The President closed with the reaffirmation that UNM promotes a culture of trust and respect. President Abdallah announced a third campus town hall scheduled for March 28.

After the President's administrative report, there was discussion about International Students. Additionally, Regent Clifford requested periodical updates from the VP Research, more specifically overviews of research programs in each of the different colleges in order to have a better understanding of UNM's overall research, policies and plans. President Abdallah responded the VP for Research is finalizing the strategic plan for Main Campus in collaboration with Health Sciences which already had a strategic plan.

PUBLIC COMMENT (no comments)

ADVISORS COMMENTS (no comments)

COMMENTS FROM REGENTS

Regent Doughty introduced Garrett Adcock:

"We have a new regent here today, Garrett Adcock, he's our new student regent. He is currently a law student at UNM and he did that also while he played football. He has an excellent GPA, is on the deans' list, he got a bachelor of science, graduated summa cum laude here from UNM in Biology in 2015 with a 4.03 GPA with many honors, five academic scholarships, top GPA for the football team for every time he was here, Mountain West Football All Academic First-Team, Mountain West Scholar Athlete, the list goes on and on, one of three national finalist for the Wuerffel Trophy for Fall 2016, presented to college football player who best combines exemplary community service with athletic and academic achievement. Really, the list goes on and on, but it is a pleasure and I want to be the first to welcome Garrett as a student regent. You've got big shoes to fill and I think you will do a great job, and I certainly welcome you and I'm certain the rest of the Board of Regents welcome you, so welcome to the Board of Regents."

Regent Doughty also recognized David Harris, recently appointed to the Association of Public & Land-grant Universities (APLU) Board of Directors:

"In December 2016 David Harris was appointed to the Association of Public & Land-grant Universities (APLU) Board of Directors and serves on the Council on Business Affairs, comprised of the senior finance and administrative professionals at APLU member institutions. The Association of Public and Land-grant Universities (APLU) is a research, policy, and advocacy organization dedicated to strengthening and advancing the work of public universities in the U.S., Canada, and Mexico. With a membership of 235 public research universities, land-grant institutions, state university systems, and affiliated organizations, APLU's agenda is built on the three pillars of increasing degree completion and academic success, advancing scientific research, and expanding engagement. The association's work is furthered by an active and effective advocacy arm that works with Congress and the administration as well as the media to advance federal policies that strengthen public universities and benefit the students they serve. So David, on behalf of the Board of Regents, I want to recognize you and congratulate you on this really great appointment."

Regent Clifford relayed other news for the campus community on behalf of the HSC Committee:

"There is mixed news in the sense that we have a couple of our deans who are leaving and we want to acknowledge their great service to the University of New Mexico."

Nancy Ridenour, who has been dean of our College of Nursing since 2008, will become the next dean of the Goldfarb School of Nursing and president of the Barnes-Jewish College in St. Louis. She is set to start in that role on September 1. Dean Ridenour has made tremendous strides in expanding our College's enrollment, and implementing a statewide bachelor's of science in nursing curriculum and in growing our endowment and enabling us to double the College's advanced practice nursing programs, all of which are really important programs for the State of New Mexico. Our congratulations to Dean Ridenour, we will miss her, but this is a great set of accomplishments and we owe her a debt of gratitude."

In addition, Lynda Welage has been named dean of the University of Minnesota's College of Pharmacy, and will be overseeing the professional and graduate programs on those campuses. Since joining our College of Pharmacy, Dean Welage has overseen the development of innovative educational and practice models, as well as the growth of the College of Pharmacy's very impressive research program. On the clinical front, she launched the Medication Therapy Call Center to optimize medication therapy management in underserved rural communities. Under her leadership, the college has completed a strategic plan, updated the PharmD curriculum and launched a dual PharmD/MS program in pharmaceutical sciences and has led a successful accreditation effort. So thank you very much to those two deans."

Two of our faculty at the HSC have recently been named Women of Influence in New Mexico by NM Business Weekly. That's an honor. They were chosen from a pool of approximately 250 nominees who will be honored at a luncheon in early April, and that includes Martha McGrew, Executive Vice-Dean of the School of Medicine, and Jamie Silva-Steele, RN, MBA who is currently President and CEO of Sandoval Regional Medical Center, Inc.."

We also have awardee of the Clinton P. Anderson Award from the New Mexico Chapter of the American Lung Association, and that is Dr. Lana Melendres-Groves, Assistant Professor in the Department of Internal Medicine, and another awardee is Dr. Dona Upson is an Associate Professor in the Department of Internal Medicine and a pulmonologist at the Veterans Administration Hospital."

Also, Dr. Howard Yonas, was selected to receive Louis Gorin Award for Outstanding Achievement in Rural Health Care given by the National Rural Health Association. Dr. Yonas is our Chair of the Department of Neurosurgery and has made

tremendous strides in improving access to neurological research for 30 hospitals around New Mexico, so a very important source of support for the other medical facilities around the State.

Finally, Rosalyn Nguyen, Associate University Counsel in the Office of University Counsel, but she serves on the Health Sciences side, was inducted as a Young Alumni Honoree into the UNM Anderson School of Management Hall of Fame.

So congratulations to all those honorees on behalf of the Regents; we are really proud of the work you are doing; you really make UNM an outstanding institution."

ELECTION OF OFFICERS

Regent Doughty clarified that by state statute election of Board of Regents' officers is the second Monday in March.

Regent Doughty asked for nominations for President; Regent Marron Lee nominated Rob Doughty for President; Regent Fortner seconded the nomination; Regent Doughty called for a vote on the motion; the vote was 7-0 in favor; the motion passed.

For Vice President, Regent Doughty nominated Marron Lee for Vice President; Regent Fortner seconded the nomination; Regent Doughty called for a vote on the motion; the vote was 7-0 in favor; the motion passed.

For Secretary, Regent Doughty nominated Jack Fortner for Secretary Treasurer; Regent Lee seconded the nomination; Regent Doughty called for a vote on the motion; the vote was 7-0 in favor; the motion passed.

REGENT COMMITTEE REPORTS

CONSENT DOCKET

Regent President Doughty presented the consent docket. There were no questions or any request to remove an item from the consent docket. There were no questions or requests to remove items from the Consent Docket.

1. Health Sciences Center Committee (HSCC) Consent Item, Regent Marron Lee, Chair
 - a. Approval of Nominations to the UNM Medical Group, Inc. Board of Directors
 - b. Approval of Nominations to the Lovelace UNM Rehabilitation Hospital Board of Directors
2. Finance and Facilities Committee (F&F) Consent Items, Regent Marron Lee, Chair
 - a. Approval of Appointment of Erica Jorgensen as Non-Positional Board Member to the Lobo Development Corporation Board
 - b. Naming Committee Request for Approval to Name the Antoine Predock Architectural Studio at 300 and 308 12th Street NW exterior space, the "Antoine Predock Center for Design and Design Research"

The motion to approve the Consent Docket items passed by a unanimous vote (1st Lee; 2nd Fortner).

HEALTH SCIENCES CENTER COMMITTEE

Approval of the UNM Hospitals Contract with Cyberonics, Inc.

Ava Lovell presented the item. The request is for approval to purchase the Vagus Nerve Stimulation Therapy System for use in the Operating Room. The system is surgical implanted devise that delivers pulsed electrical signals to the vagus nerve which helps patients with epilepsy achieve long-term seizure control. Cyberonics is the sole provider of the stimulators and purchases were made under a sole source procurement in prior years. The previous contract amount FY16 expenditures were \$1.1 million. The contract term is for one year, the current year estimated cost is \$1.3 million based on prior year usage. The contract reflects a 10% savings over list price.

Regent Clifford inquired if the HSC is able to use its hospital network to find out what others are paying for this technology. Ms. Lovell responded they are members of a large purchasing group, Novation, which is used for pricing data.

The motion to approve the UNM Hospitals Contract with Cyberonics, Inc. passed by a unanimous vote (1st Clifford; 2nd Fortner).

HSC Financial Update (information item)

Ava Lovell presented the material that was provided in the agenda eBook. The report is for 7 months, or 58% of the year. All of the spring tuition has been booked which gives 94%. This is 10% above last year which is being driven by the increase in nursing enrollment facilitated by the New Mexico Nursing Education Consortium (NMNEC) and academic partnerships.

Transfers are a little bit lower and so are other expenses, primarily due to holding off on discretionary items. If the \$6 million tuition and the advance tuition is taken out, there would be about a \$1.6 million bottom line favorable for I&G at the end of January. For unrestricted research, there is an elevation on the State and Local appropriations, which is cigarette tax, favorable at about \$500K. Some programs like project ECHO are spending down funds that came in last year. Most of clinical operations benchmarks are at 58% of the year; salaries are somewhat higher than last year to meet volume increases and there were 4.5-5% raises to keep nurses and hospital staff jobs competitive. Supply costs are also higher than last year to meet volume demand. Overall, the bottom line of clinical operations is \$804K positive, of which \$168K is the hospital and \$636K for the rest of clinical operations. The spring tuition that was booked in January will be spent down over the rest of the year.

Regent Hosmer inquired regarding the drawdown in the 2nd quarter of cash-on-hand if there was anything significant to report on that. Ms. Lovell responded this is probably due to timing issues of delay in expected funds coming in and payments going out. There are no revenue cycle problems. There was brief discussion about the accounts receivable and brief comments on uncompensated care dependent upon outcomes in congress.

Regent Clifford commented patient revenue is up 6% and salaries and benefits are up about 9%. Ms. Lovell responded various factors at play, including anticipated larger reductions in Molina revenues contingency, and this was met with spending cuts, but the actual Molina reductions were not as extreme as anticipated. Other factors were the increased volumes and expenditures to meet increased volumes. Regent Clifford urged going forward paying close attention to the expense line item.

FINANCE AND FACILITIES COMMITTEE

Contract Approval: UNM Division of Human Resources - Dental Health Plan Administrative Services

Bruce Cherrin and Joey Evans presented the contract for the Dental Health Plan Administrative Services. The contract is a re-bid and they received two, Delta Dental and Blue Cross Blue Shield. The contract is for administrative services. The incumbent was Delta Dental; the University has been with that vendor for many years. The benefit plan begins in July.

Regent Clifford's concern regarding benefits is that it is an area they may need to look to save money in the future from a budget standpoint. It needs to be a part of the budget review. He inquired if they already locked in the FY18 plan. Mr. Cherrin responded the University is self-insured and the contract was for only the administrative portion. EVP Harris clarified the benefit structure had not been determined yet.

Regent Quillen inquired about the detailed plan they had to reduce their ASO by 20% and put 20% at risk, she stated it was a broad statement and inquired what it was based on. Mr. Evans responded that with Delta Dental's proposal, they have offered a network strategy to save the total plan of approximately \$800K over the next fiscal year. The dental plan is only \$7 million in total it is a little too good to be true to see \$800K in savings. So with that offering they are willing to put 20% of their ASO fees at risk if we are not able to achieve 20% savings on a claim per claim basis with the network strategy they are looking at implementing. The network strategy is no disruption to patients. It is an overall win for the University as well as the employees.

Regent Quillen does not understand how that is a strategy for a large reduction of their ASO. If they approve this contract that would be worth tracking as it does not seem possible. Mr. Evans responded they are still in the process of negotiating the final wording that will be in the agreement and they use their Benefits Consultant from Aon to assist in how that will be tracked and measured to ensure they are abiding by their guarantee.

Regent Quillen stated she has never seen 20% at risk and would like specifics on how they propose to reduce costs by 20% before they sign. She inquired if their rates went up. Mr. Evans said rates did not go up and they were able to negotiate a slight decrease in ASO fees. For clarification, they are not reducing their ASO fee by 20%, but they are willing to put 20% of the ASO at risk if they are not able to save 20% on a claim by claim basis.

Regent Quillen inquired about the plan on how they are saving the University 20% per member, per month as it is not laid out. Mr. Evans responded the way the network guarantee works is Delta Dental has two networks, the premier and PPO network. A lot of the premiere dentists participate in the premiere network so in general if an individual is under the premier network and a dentist accepts PPO patients then the reimbursements are based on the PPO rate rather than the premiere rate. That is how they are proposing the 20% differential.

Regent Clifford inquired how that 20% discount compared to what they've seen in the past. Mr. Evans can provide more detail. Delta Dental's reimbursement schedule is based on a maximum allowable charge that Dentists agree to rather than a discount off of bill charges. Those are based on analysis done behind the scenes by both benefits consultant and Delta Dental. The 20% is based off of a differential between the two networks Delta Dental offers and the reimbursement rates

between the premiere and the PPO network. If a premiere dentist gets \$100 the PPO reimbursement is \$80; that is the 20%. Regarding the contract, it has an option to renew and they could go a maximum of 8 years under procurement. The ASO fee they are quoting is \$2.94 per employee, per month it will be a potential 10% increase on that ASO fee after they've locked it in for two years. Current plan design will remain the same as it is competitive and cost effective for the University.

Regent Quillen inquired what the Delta Dental plan had to offer that Blue Cross Blue Shield did not. Mr. Evans responded the major concern for the committee was network disruption, currently the BCBS network is not as robust as the Delta Dental network, and they were concerned employees would no longer have access to their dentists.

The motion to approve the contract for the Division of Human Resources Dental Health Plan Administrative Services with Delta Dental passed by a unanimous vote (1st Doughty; 2nd Fortner).

Contract Approval: Cogeneration Turbine Unit #1 Engine Overhaul

Bruce Cherrin and Chris Vallejos presented the contract for the Cogeneration Turbine Unit #1 Engine Overhaul. The contract is for the 2005 cogeneration turbine for major maintenance that needs to occur every 30,000 hours. They have had this maintenance agreement with the manufacturer since 2005. It is over \$1 million. It is the third overhaul on this unit.

Regent Lee stated they have established this as standard and not out of the ordinary but is benchmarked usage and required for proper maintenance.

The motion to approve the Contract for the Cogeneration Turbine Unit #1 Engine Overhaul passed by unanimous vote (1st Doughty; 2nd Fortner).

LOBO DEVELOPMENT CORPORATION - MEETING OF THE MEMBER

Regent Doughty called the Lobo Development Corporation "Meeting of the Member" to order at 10:58 AM. The motion to approve the minutes of the Lobo Development April 8, 2016 meeting of the member passed unanimously (1st Fortner; 2nd Lee).

Regent Clifford inquired if Lobo Development has an audit committee and if there is Regent representation. Mr. Vallejos stated the Lobo Development Corporation Board of Directors has two Regent members. There is no separate audit committee for Lobo Development; they are a component unit that goes through the same process the University goes through.

Regent Doughty turned the gavel over to Regent Jack Fortner, Chair of the Lobo Development Corporation Board of Directors.

Regent Fortner asked Chris Vallejos to present the External Audit report for FY15-16. Mr. Vallejos stated there were no findings in the audit. There was one prior finding that was resolved from the previous year. They follow the same auditing procedures as the rest of the University. The University Controller is also apprised of all the different transactions that are going on through the Lobo Development Corporation as it is a component unit.

Regent Clifford requested a representative from the University Controller's Office be represented in the audit to ensure all areas are looked at on these audits. Regent Doughty clarified the request would apply to Lobo Development Corporation and Lobo Energy, Incorporated.

The motion to approve the External Audit for FY15-16 for Lobo Development Corporation passed unanimously (1st Clifford; 2nd Lee). Regent Doughty adjourned the Lobo Development Corporation "Meeting of the Member" at 11:02 AM.

LOBO ENERGY, INCORPORATED - MEETING OF THE MEMBER

Regent Doughty called the Lobo Energy, Inc. (LEI) "Meeting of the Member" to order at 11:02 AM. The motion to approve the minutes of the Lobo Energy, Inc. April 8, 2016 meeting of the member passed unanimously (1st Lee; 2nd Fortner).

Jason Strauss, CEO of Lobo Energy, Incorporated presented the External Audit for FY15-16; Lobo Energy received a clean audit with no findings.

The motion to approve the External Audit for FY15-16 for Lobo Energy, Inc. passed unanimously (1st Lee; 2nd Fortner).

Jason Strauss, CEO of Lobo Energy, Incorporated presented an update on the Energy Conservation Program. Lobo Energy is tasked, along with the rest of the University, to reduce the consumption of energy on campus to save funds as well as be sustainable. The ultimate task for energy conservation is to reduce energy consumption while they are dealing with the load creep that happens in all of the buildings; all the office machinery is defined as load creep. They are dealing with the constant increase of rates external to campus, which has allowed them to remain low because they are able to produce their own energy at a much cheaper rate than the outside market. They continue to build new buildings with no increase to funding, while still dealing with the decreased efficiency in the older buildings. A review of total avoided percentage by performance year was discussed regarding the energy conservation program that began in 2008. They are right on par with where they were last year and he anticipates they will be somewhere around 26-27% avoided use for our entire campus, including all of UNM including Branch Campuses. The percentage is a summary of every meter in all of the buildings benchmarked against it, and they take all the factors that roll into that into a single unit and that equals the avoided use percentage. Since the program began they have avoided 21.7% in total use.

Regent Clifford inquired about the estimates; the baseline is not easy to calculate as upgrades are done. He is unsure what they are taking credit for. Mr. Strauss responded they take every building and meter and baseline year, before they began the program, and they have the exact usage that was there and then the substantial changes that occurred, such as buildings staying open longer. Those are calculated in e-cap software which is the highest energy star rated energy system in the marketplace. They are comparing energy consumption against itself for all buildings. In the first four years they were using an outside vendor.

Regent Lee stated it would be helpful for discussions to take place with Regent Adcock and Regent Clifford regarding Lobo Energy.

The avoided cost over 9 years was at \$45 million gross avoided cost, with a \$33 million net. They anticipate \$7 million avoided cost this year. For the 10 year projection, they anticipate \$56.8 million gross avoided cost gross and \$43 million net avoided cost. Avoided cost does not mean they have those funds in an account but rather that means they are that amount less in debt they would have had to come up with to pay for utility costs.

Regent Doughty adjourned the Lobo Development Corporation "Meeting of the Member" at 11:14 AM.

Regent Doughty reconvened the Board of Regents regular meeting at 11:14 AM.

Monthly Consolidated Financial Report (information item)

Liz Metzger presented the monthly consolidated financial report for the University that was included in the agenda eBook. The financial report is as of January 31, 2017 which is 7 months into the fiscal year. Ms. Metzger provided highlights; the first regarding the current projected shortfall in the pooled tuition. Currently it has been estimated the University will be \$1.5 million short in the budgeted FY17 tuition and fees. That is primarily due to student credit hours. The second was a follow up to last month's presentation, the I&G exhibit is continuing to be affected by the big swing in investment income, which is reflected in the other revenue line item. They are rebounding but there is a time lag on how it appears on the financial reports. The report only shows investment income through the end of December. A graph was presented on the consolidated result of operations and the various campuses; bottom line is about \$60.1 million to the good which is made up of the three campuses including Main Campus totaling a \$49 million balance to the good, HSC is \$7.8 million to the good, and Branch Campuses are \$2.4 million to the good. A big part of the Main Campus finance is the influx of spring tuition, which will be spent over the course of the semester. Another graph illustrated revenues and expenses for the I&G exhibit, which is where the pooled tuition, fees, and investment income are represented, and was at a \$59 million result of operations to the good at the end of January 2017.

Regent Clifford inquired about the current projection for the end of the year relative to what was budgeted, specifically for Academic Affairs I&G projected a \$3.6 million use of reserve, and inquired if that was in addition to the amount that was budgeted. Ms. Metzger responded EVP Harris and Provost White will provide an update on projected balances as far as current fiscal year and looking forward to next fiscal year.

BLT Progress Report on FY17-18 Budget Development (information item)

EVP David Harris and Provost Craig White presented the item, a progress report provided on the FY17-18 budget development. The material was included in the agenda eBook.

EVP Harris stated they have provided budget updates to the ASAR and F&F Committees. They are talking about what they are doing with respect to the budget development for next fiscal year. EVP Harris and Provost White have been leading the effort but they have a very broad Budget Leadership Team (BLT). Since the recession in 2009, this format has been used of a broad based administrative team which attempts to identify where they sit currently and those items that they would be presenting in April. This year they have deviated and organized into sub-committees including: FY18 Budget Development,

New Revenue Models, Tuition and Fee Modeling, Cost/Reallocation Committee, Long-Term Strategic Planning, and Branch Campuses. A scenario has not yet formulated not knowing what is going to happen with the Legislature, they will be doing that after adjournment. New spending requests have been the focus. Regarding new revenue models, the focus has been on how they can better maximize online education as they feel it is a new revenue opportunity that has not been fully developed at UNM. Regarding tuition and fee modeling, they are looking at better ways to streamline the tuition model. Regarding cost reallocation, they are looking at areas where they could affect savings on the expenditure side of the budget. A draft FY18 budget recommendation summary spreadsheet was presented and on the revenue side they are projecting a 7% reduction from the original appropriation the fiscal year started with, it includes the 5% cut the University absorbed in the fall and they are planning on another 2%. President Abdallah indicated they hope to only absorb a 2% reduction but things are uncertain pending the Legislature concluding. The House Bill 2 and Tax bill will be delivered to the Governor before the day concluded. They are unsure if vetoes may occur. With respect to tuition, they have had a decline in the second semester due to student credit hour decline. The tuition model is generated based on student credit hours taken. They are projecting a 3% reduction in tuition next year. Mandatory student fees reflect the bond issue the Regents approved last week. Miscellaneous revenues are projecting a slight increase in investment income. On the revenue side, they are projecting a \$16.4 million reduction in revenues that would be available for expenditure.

Provost White reviewed the expenditures and their goal is to make up the \$11.6 million gap/shortfall during this year's budget process. There were several changes to the budget for the current fiscal year reflecting the cuts made based on last year's outcomes. They are building the mandatory student fees for the bond issuance into the budget. There will be increases in fixed costs to health care which will be taken into account in terms of where they need to be working against. The Department of Justice compliance is being built into the budget based on outcomes last year for compliance issues, incremental costs. Faculty promotions are always going to be an incremental cost each year. They will continue to discuss UNM Press and the subsidy needed from I&G to fund that unit.

Regent Clifford inquired what groups are represented on the BLT, and stated they need to look at their benefit plans very carefully if they are not locked down for FY18. He also inquired about the 3% decrease in tuition and how much of that is what they've already seen. He also inquired about foreign student enrollment. EVP Harris responded the Deans, faculty, staff, and students are represented on the BLT. They are also projecting a 4.1% increase for group health insurance with no change in benefits. Regarding tuition, he believes \$1.5 million the amount they absorbed in the second semester and the rest is a firewall they are building into the budget. President Abdallah added they are not assuming any major changes in international students but if that decreases they will take it into account in the tuition budget firewall.

EVP Harris stated regarding student fees, they had a decrease in student fees in the fall due to decreased enrollment. They've increased the basic fee by 0.7% next semester. Regarding reserves, they will not use reserves until they reduce spending first.

Regent Hosmer stated it would be helpful to see the operational impacts behind the deficits.

Differential Tuition Proposal - School of Engineering (information Item)

Joe Cecchi presented the item, information was provided on the School of Engineering Differential Tuition request that was included in the agenda eBook. The rationale for the SOE differential tuition request is based on the fact that revenues have not kept pace with the cost to delivering high quality research driven graduate engineering and computer science degree programs. It has become more difficult to recruit and retain outstanding research-active faculty who are successful in bringing in external research funding, they are the foundations of excellence in our graduate programs. They also face challenges in recruiting high quality graduate students. While they are working towards their MS or PhD, they are carrying out the research and working closely with faculty. Unique among UNM's graduate programs 70-80% of graduate students are funded by their companies, Teaching Assistantships, or by a tuition stipend support from research faculty contracts. The SOE differential tuition request proposed a \$100/credit hour fee to be phased in over two years. The average course load for their students is typically 6 credit hours per semester, 12 credit hours per year or an increase of \$1,200 per year. The SOE graduate programs are the only programs not to have differential tuition. The SOE faculty are supported by the state I&G budget by \$16 million per year but these faculty generate more than \$33 million per year in external research contracts and grants. They are leveraging the state I&G budget by more than a factor of 2. Only 20-30% of graduate students are unsupported, they have included a 20% financial set-aside in the proposal for those students. The main financial impact would be on the faculty research contracts and grants.

A comparison with the present SOE tuition and average over 22 peers was presented. It would be 24% below the AY16-17 engineering tuition average of the peers. That places UNM 15th in tuition among 23 schools; however, UNM ranks 10th in annual research per faculty and 12th in current US News graduate program rankings. Faculty are competing in a national market for graduate students so they have to provide tuition, mandatory fees, and a stipend to be competitive; the average stipend is \$27,330 per year. The stipend incurs facilities and administrative charges for the Research Office of almost \$14K. The total cost for supporting a graduate student in SOE on average is over \$45K. With the increase in

differential tuition, the total cost per student would rise to \$46,358 which represents a 3% increase. A slide illustrated the comparisons for MS and PhD post graduate salaries. SOE MS students earn \$30K more and SOE PhD students earn \$12K more. The proposed graduate differential tuition for SOE would be the third lowest at UNM. All of the differential would be allocated to graduate educational expenses. They believe it will generate \$1.2 million and will be used for need-based financial aid, recruitment and retention of faculty, TA/RA/GA, graduate student recruiting, and operating expenses. There have been extensive discussions regarding the request and it was presented to faculty. They understand the importance.

Regent Clifford inquired if they have discussed the request with students.

Dean Cecchi stated they have had some discussions with students but President Abdallah advised since the burden falls heavier on faculty that they focus on faculty outreach as they will mostly be the ones bearing the cost. The unsupported students will get all of their increase covered by the 20% set aside financial aid.

Differential Tuition Proposal - School of Law (information item)

President Chaouki Abdallah presented the item for Daniel Ortega. Information was provided on the School of Law Differential Tuition request. The material was included in the agenda eBook.

President Abdallah stated this is to support a Master's Degree in Legal Education. The Law School currently has differential tuition and the request is asking to apply the differential tuition to those students who are in the Master of Law program. The program was taken to the Regents, HED, and State Board of Finance where it received approval. This is meant for non-lawyers who are professionals in other areas to work in companies to be the first examiners of legal issues. It is not to allow them to practice law or take the Bar exam. The students are intended to be experts at some level but not to give legal advice in front of the court, but rather vet some of these issues beforehand.

Regent Clifford questioned if these students are going to receive the same benefits as other law students such as taking the Bar exam, should they pay the same tuition. He would like the students' feedback on this request.

Regent Lee stated they need to have more information on the program as she can see it in conjunction with another degree, but as a freestanding degree is more of a paralegal degree; she has concerns about the program. President Abdallah responded the program has already been approved and in existence, it is not unique to UNM. These concerns are valid and they can address them. The request is to see if the students should be treated the same when they are in the program.

Regent Lee stated if the differential tuition does not happen the program will not be self-sustaining.

PUBLIC COMMENT

Michelle Melendez Elevalle; Nkazi Jingdile; Antionette Sedillo Lopez of Enlace Comunitario; Margani La Galviz; Leah Strimel of Junto Coalition; and Dr. Kristine Swozzi, all spoke in favor of the Pathways to a Healthy Bernalillo Country Program and urged the Regents to support increased funding for the program to \$2 million, a funding level recommended by Bernalillo County. They also spoke in favor of the signing of the MOU with Bernalillo County.

ADVISORS' REPORTS

Kyle Biederwolf, ASUNM President, reported on recent and upcoming ASUNM activities. Mr. Biederwolf welcomed Student Regent Adcock and looks forward to working with him. They are discussing the fiscal climate and doing all they can to have a student voice in that. Mr. Biederwolf sits on BLT and other ASUNM representative sit on other committees. They have a town hall scheduled to discuss a potential tuition increase and the fiscal climate overall. They are encouraging students to attend the President's Town Hall. April 8th is Spring Storm and Fiestas for students. They are in the middle of ASUNM President and Vice President Elections; they have four candidates for both positions.

Glenda Lewis, GPSA President, reported on recent and upcoming GPSA activities. Ms. Lewis stated GPSA attend Graduate Studies Day with Dean Coonrod at the Legislature, and they were able to network with other NM graduate students. She noted UNM has the most progressive research in the State. Ms. Lewis reiterated Spring Storm on April 8th and GPSA will participate in community service at Sanchez Farms in the South Valley. They have three presidential candidates for GPSA. Voting will be held on April 7th.

Pamela Pyle, Faculty Senate President, reported on recent and upcoming Faculty Senate activities. Ms. Pyle stated she saw many young students on campus to see a show at Popejoy Hall, which is a great opportunity for students to have an experience on campus. This community relies on UNM and UNM does a lot for the community. The interactions people have with the faculty and research happening on campus does change lives. The research and creative works that are constantly percolating at UNM are the energetic cells that push the state forward. It is extremely short-sighted to neglect

higher education at this time, support is essential for UNM's growth. It is her hope that Regents, as appointees of the Governor, might be able to share this perspective in the most vigorous manner. Ms. Pyle was happy to hear Regent Clifford's highlight of academic achievement. She asked the Regents to encourage those in government to view UNM as a priceless resource.

Regent Clifford requested Ms. Pyle's comments be sent to the Regents via email.

Aaron Cowan, Staff Council President-Elect, reported on recent and upcoming Staff Council activities. Mr. Cowan stated there are a lot of difficult choices UNM faces, given the State budget. Staff is worried about the impact these choices could have on programs, services, community partnerships, students, and jobs. There are no easy solutions, but before decisions are made he reminded the Regents the importance of staff to the success of students, faculty, educational programs, and research. Over the past several years, staff have taken on more job duties, assignments, and roles to assist in the trimming of budgets. Staff are vital to UNM's mission and vision and it is estimated if we don't receive a tuition increase on some level we could stand to lose 112 jobs, including faculty and staff. Staff Council is happy to provide data on staff morale. Cost of living is going up each year while pay remains stagnant, staff have accommodated these challenges because they love what they do and believe in the mission of the institution.

Regent Clifford inquired about the 112 potential job cuts and which scenario. Mr. Cowan stated they have received that information from more than one source.

VOTE TO CLOSE THE MEETING AND PROCEED IN EXECUTIVE SESSION

The vote to close the meeting was unanimous (1st Lee; 2nd Fortner.) The meeting closed at 12:27 PM. Regents Doughty, Clifford, Fortner, Hosmer, Lee, Quillen and Garrett Adcock were present at the closed session luncheon.

VOTE TO RE-OPEN THE MEETING

There being no executive session items, Regent Doughty asked for a motion to re-open the meeting. The motion to re-open the meeting passed unanimously (1st Lee; 2nd Fortner). The meeting re-opened at 12:36 PM. The doors to the Cherry-Silver room were opened.

ADJOURN

Regent Doughty asked for a motion to adjourn the meeting. The motion to adjourn the meeting passed unanimously (1st Lee; 2nd Fortner). The meeting adjourned at 12:37 PM.

Approved:

Attest:

Robert M. Doughty III, President

Jack L. Fortner, Secretary/Treasurer

CONSENT DOCKET

(Action items on Regent's Committee agendas may move to the Board of Regents' agenda as consent items; the below items are placed on the consent docket by the respective committee chairs; items on the consent docket received unanimous approval in committee; per Regents' Policy 1.2, "Any member of the Board of Regents shall have the right upon request to remove any item from the Board's consent agenda and place the item on the Board's regular agenda for discussion.")

1. Finance and Facilities Committee (F&F) Consent Items, Regent Marron Lee, Chair
 - a. Approval of the Disposition of Surplus Property for Main Campus for February and March 2017, Bruce Cherrin, Chief Procurement OfficerC-1




University Services

University Services Business Operations
UNM Surplus Property
UnivServ Shipping and Receiving
UNM Mailing Systems
UNM Records Management
<http://www.unm.edu/~univserv/>

Date: February 21, 2017

To: Bruce Cherrin, Chief Procurement Officer
Purchasing Department

From: Marcos Roybal – Manager, Administrative Operations
University Services 

Subject: Surplus Property Disposition – February 2017

Attached for your review and submission to the Board of Regents are the Surplus Property Disposition Detail list for the month of February 2017.

Consistent with UNM Board of Regents Policy 7.9 and the NM Disposition of Surplus Property Act, 13-6-1, NMSA 1978, and based upon documentation submitted by the UNM departments responsible for the equipment, I certify that the equipment identified on the monthly list is worn-out, unusable or obsolete to the extent that the items are no longer economical or safe for continued use by the University. I recommend that the items be deleted from UNM's inventory and disposed of in accordance with the above noted Regents Policy and NM Surplus Property Act.



University Services – Disposition of Surplus Property
February 2017



Board of Regents' Finance & Facilities Committee

Surplus Property Disposition - February FY17

Memo	Asset Tag	Department	Description	Manufacturer	Model	Purchased	Total Cost (\$)	NBV (\$)	Disposal Method
1	228104	Institute of Meteoritics	MICROSCOPE ELECTRON	Jeol	JSM5800LV	9/22/1997	\$193,425.00	\$0.00	Obsolete
1	228106	Institute of Meteoritics	PROCESSOR IMAGE	Oxford	1100 098	9/22/1997	\$76,014.00	\$0.00	Obsolete
2	258624	COP Pharmaceutical Sci	OPTICAL UNIT	BioRad	iCycleriQ	11/8/2002	\$24,794.00	\$0.00	Beyond Repair
2	258626	COP Pharmaceutical Sci	OPTICAL UNIT	BioRad	iCycleriQ	11/8/2002	\$24,784.00	\$0.00	Beyond Repair
3	N00006541	Ctr Adv Research	Data Storage	Overland	NEO 2000	1/3/2006	\$15,570.00	\$0.00	Obsolete
	221432	Neurology Adult	READER MICROPLATE	BioRad	3550	9/4/1996	\$9,534.00	\$0.00	Obsolete
	236351	Mechanical Engineering	PROJECTOR	InFocus	800 Ansi Lumen	5/7/1999	\$6,881.00	\$0.00	Obsolete
	245436	Obstetrics Gynecology	SPEEDVAC CONCENTRATO	SavantInst	UCS 100	2/7/2001	\$6,211.00	\$0.00	Obsolete
	205804	Pediatrics Neonatology Div	INCUBATOR WATER JACK	Nuaire	NU2700	5/5/1994	\$6,131.00	\$0.00	Obsolete
	N00005596	Anthropology	Computer	Dell	Intel D 840	10/18/2005	\$5,463.18	\$0.00	Obsolete
	240258	Mechanical Engineering	PROJECTOR	InFocus	LP755	1/31/2000	\$5,226.00	\$0.00	Obsolete
Total Asset Disposition (#)									0
Total Capitalization (\$)									\$374,033.18
Total Net Book Value (\$)									\$0.00



University Services



Institute of Meteoritics
Department of Earth and Planetary Sciences
MSC03-2050
1 University of New Mexico
Albuquerque, New Mexico 87131

Telephone: (505) 277-1644
FAX: (505) 277-3577

January 24, 2017

UNM University Services
 MSC12-7020
 University of New Mexico

Re: Request to surplus analytical instrument

To whom it may concern:

The Institute of Meteoritics (IOM) is requesting that the following items be surplused:
 1) UNM Tag Number 228104: JEOL JSM5800 Scanning Electron Microscope (SEM)
 2) UNM Tag Number 228106: Oxford Instruments X-ray Analyzer and Image Processor

These two items make up an analytical SEM that was purchased by the IOM and installed in 1997. The original cost was \$269,439, purchased with funds from NASA, NSF, and UNM. Both items are now 20 years old and obsolete. The microscope, although still in working condition, requires extensive and expensive upkeep and repair; many parts are no longer available and substitutes must be made, with some repair parts that have been manufactured in-house at the UNM machine shop. The Oxford X-ray analyzer operates on a Windows 98 computer, and because of hardware limitations of the communication cards and software, cannot be upgraded to a more modern computer. Because of the limitations imposed by this outdated equipment, our ability to perform our research and teaching obligations is seriously limited.

In 2016 we applied for and received funds from NASA and NSF to purchase a modern replacement instrument, which will arrive in February 2017. The current outdated instrument occupies the SEM Laboratory (Room B03 in Northrop Hall) and will need to be removed so that the new SEM can occupy this space. Therefore, we request that it be transferred to UNM Surplus Property for disposition.

Sincerely,

Dr. Carl Agee
 Director, Institute of Meteoritics

Asset	Description	Acq. Cost	NBV	Date
228104	Microscope Electron	\$193,425.00	0.00	1997
228106	Processor Image	\$76,014.00	0.00	1997

Date: January 5, 2017
 To: University Services
 From: Linda Felton, Department Chair 
 Subject: Surplus Property Equipment Disposition

Request authorization to surplus a BioRad iCycler quantitative PCR instrument UNM Inventory Tag#s 258626 and 258624 are on separate modules of the instrument (Ser # 528BR-007123 and 528BR-02691). The instrument is currently not functioning after a long service lifetime. It is considered worn out and has been replaced with a new instrument.

Thank you

LF/maf

Asset	Description	Acq. Cost	NBV	Date
258626	Optical Unit	\$24,784.00	0.00	2002
258624	Optical Unit	\$24,794.00	0.00	2002

Center for Advanced Research Computing
 MSC01-1190
 1601 Central Ave.
 Albuquerque, NM 87131-0001
 (505)277-8249

February 2, 2017

To Whom it May Concern,

The Center for Advanced Research Computing is disposing of asset #N00006541, an Overland Neo2000 tape storage system, that was originally purchased for \$15,570. This system is being surplused as it has been replaced by newer tape storage systems with higher capacity and speed (2 HP MSL2014 Ultrium Tape libraries). In addition, the current market value of the original Neo2000 asset is significantly lower than the original purchase price, now approximately \$4,000 new.

Sincerely,



Prof. Patrick G. Bridges
 Interim Director
 UNM Center for Advanced Research Computing
 The University of New Mexico

Asset	Description	Acq. Cost	NBV	Date
N00006541	Data Storage	\$15,570.00	0.00	2006




University Services

University Services Business Operations
UNM Surplus Property
UnivServ Shipping and Receiving
UNM Mailing Systems
UNM Records Management
<http://www.unm.edu/~univserv/>

Date: March 27, 2017

To: Bruce Cherrin, Chief Procurement Officer
Purchasing Department

From: Marcos Roybal – Manager, Administrative Operations
University Services 

Subject: Surplus Property Disposition – March 2017

Attached for your review and submission to the Board of Regents are the Surplus Property Disposition Detail list for the month of March 2017.

Consistent with UNM Board of Regents Policy 7.9 and the NM Disposition of Surplus Property Act, 13-6-1, NMSA 1978, and based upon documentation submitted by the UNM departments responsible for the equipment, I certify that the equipment identified on the monthly list is worn-out, unusable or obsolete to the extent that the items are no longer economical or safe for continued use by the University. I recommend that the items be deleted from UNM's inventory and disposed of in accordance with the above noted Regents Policy and NM Surplus Property Act.



University Services – Disposition of Surplus Property
March 2017



Board of Regents' Finance & Facilities Committee

Surplus Property Disposition - March FY17

Memo	Asset Tag	Department	Description	Manufacturer	Model	Purchased	Total Cost (\$)	NBV (\$)	Disposal Method
6	N0002670	IT Computing Platforms	Computer Server	IBM	EServer P5 530	1/11/2005	\$125,738.80	\$0.00	Obsolete
2	N00010255	CHTM	Microwave Spectrum	HewlettPac	70206A	1/4/2007	\$109,000.00	\$0.00	Obsolete
1	N00019360	Manufacturing Engineering	Nit/Diel Etcher	LAM	490B LRC	1/20/2009	\$75,000.00	\$0.00	Too Costly to Repair
6	N00021035	IT Computing Platforms	ServerSystem/8204-E8A	MainlineIbm	8204 - E8A	6/2/2009	\$59,347.32	\$0.00	Obsolete
6	N00021435	IT Computing Platforms	Server IBM P550	MainlineIbm	8204-E8A	6/30/2009	\$56,616.32	\$0.00	Obsolete
6	N00015971	IT Computing Platforms	Server	MainlineIbm	8204-E8A	5/1/2008	\$55,897.32	\$0.00	Obsolete
6	N00017186	IT Computing Platforms	Computer Equipment	IBM	P550	6/30/2008	\$55,897.32	\$0.00	Obsolete
6	N00017187	IT Computing Platforms	Computer Equipment	IBM	P-550	6/30/2008	\$55,897.32	\$0.00	Obsolete
3	198541	CHTM	ETCHING MACHINE	PlasmaQues	S7001	8/24/1992	\$46,586.00	\$0.00	Cannibalized
6	N00002669	IT Computing Platforms	Computer Server	IBM	EServer P5 530	1/11/2005	\$42,399.70	\$0.00	Obsolete
6	N00002668	IT Computing Platforms	Computer Server	IBM	EServer P5 530	1/11/2005	\$39,451.90	\$0.00	Obsolete
3	251280	CHTM	PLASMA DEPOSITION SY	EPI	UNI BULB	7/6/2001	\$39,234.00	\$0.00	Obsolete
6	N00030902	IT Networks	Log Manager	LogManager	NitroView	6/13/2011	\$36,147.00	\$0.00	Obsolete
2	N00010266	CHTM	Spectrum Analyzer	Tektronix	2755AP	1/5/2007	\$30,895.00	\$0.00	Obsolete
5	N00010232	CHTM	Oscilloscope	HewlettPac	54100A	1/3/2007	\$30,000.00	\$0.00	Obsolete
5	N00010262	CHTM	Spectrum Analyzer	HewlettPac	8567A	1/5/2007	\$28,253.00	\$0.00	Obsolete
4	253836	Pediatrics Para Los Ninos	COLPOSCOPE	Leisengang	3MTL BULL	1/18/2002	\$27,254.00	\$0.00	Obsolete
2	N00010272	CHTM	Generator	HewlettPac	Generator	1/5/2007	\$26,631.00	\$0.00	Obsolete
2	N00010271	CHTM	Generator	8672A	Generator	1/5/2007	\$25,749.00	\$0.00	Obsolete
5	N00010269	CHTM	Spectrum Analyzer	HewlettPac	4195A Analyzer	1/5/2007	\$25,000.00	\$0.00	Obsolete
2	N00010274	CHTM	High Power Laser Source	ATXTele	1047-U	1/5/2007	\$20,000.00	\$0.00	Obsolete
6	263878	IT Computing Platforms	COMPUTER FILE SERVER	Dell	PowerEdge 6650	10/31/2003	\$18,307.00	\$0.00	Obsolete



University Services

Board of Regents' Finance & Facilities Committee

Surplus Property Disposition - March FY17

Memo	Asset Tag	Department	Description	Manufacturer	Model	Purchased	Total Cost (\$)	NBV (\$)	Disposal Method
2	N00010260	CHTM	Laser	ILX	Pumped Ring	1/5/2007	\$17,750.00	\$0.00	Obsolete
6	264428	IT Computing Platforms	Server/POWEREDGE 6550	Dell	6550	12/19/2003	\$17,228.00	\$0.00	Obsolete
6	N00030901	IT Networks	Monitoring System	Accuvant	NitroView	6/13/2011	\$15,747.00	\$0.00	Obsolete
6	N00005032	IT Computing Platforms	Server/PowerEdge 6850	Dell	PowerEdge 6850	8/10/2005	\$14,985.52	\$0.00	Obsolete
6	N00005035	IT Computing Platforms	Server/PowerEdge 6850	Dell	PowerEdge 6850	8/10/2005	\$14,985.52	\$0.00	Obsolete
6	N00005037	IT Computing Platforms	Server/PowerEdge 6850	Dell	PowerEdge 6850	8/10/2005	\$14,985.52	\$0.00	Obsolete
2	N00010259	CHTM	Microlaser	Amoco	ALCD500	1/4/2007	\$13,076.00	\$0.00	Obsolete
4	227418	Pediatrics Para Los Ninos	COLPOSCOPE	Leisengang	3ML	7/11/1997	\$12,875.00	\$0.00	Obsolete
6	265178	IT Computing Platforms	COMPUTER FILE SERVER	Dell	PowerEdge 6650	2/20/2004	\$10,711.00	\$0.00	Obsolete
	N00010263	CHTM	Sampling Head	Tektronix	SD-30 40GHz	1/5/2007	\$9,715.00	\$0.00	Obsolete
	N00010275	CHTM	MOPA Laser	SdlInc	SDL-5762-A6	1/5/2007	\$9,600.00	\$0.00	Obsolete
	N00004183	IT Computing Platforms	SERVER	Dell	6600	6/1/2005	\$8,740.13	\$0.00	Obsolete
	N00010277	CHTM	Generator	HewlettPac	3780A	1/5/2007	\$7,479.00	\$0.00	Obsolete
	246149	College of Pharmacy	INCUBATOR	FisherScien	Gas w/Humidity	4/3/2001	\$6,792.00	\$0.00	Obsolete
	N00010265	CHTM	Laser Head	MellesGrio	06DLL807 Diode	1/5/2007	\$6,773.00	\$0.00	Obsolete
	N00011476	IT Computing Platforms	Server	Dell	Dual Core Xeon	4/28/2007	\$6,593.70	\$0.00	Obsolete
	N00011477	IT Computing Platforms	Server	Dell	Dual Core Xeon	4/28/2007	\$6,593.70	\$0.00	Obsolete
	N00011478	IT Computing Platforms	Server	Dell	Dual Core Xeon	4/28/2007	\$6,593.70	\$0.00	Obsolete
	N00011479	IT Computing Platforms	Server	Dell	Dual Core Xeon	4/28/2007	\$6,593.70	\$0.00	Obsolete
	N00011480	IT Computing Platforms	Server	Dell	Dual Core Xeon	4/28/2007	\$6,593.70	\$0.00	Obsolete
	N00016399	IT Computing Platforms	Server	Dell	PowerEdge 2950	6/9/2008	\$6,427.40	\$0.00	Obsolete
	N00008345	MTS Distance Ed.	Videoconferencing unit	WireOne	VSX 7000 Series	7/25/2006	\$6,069.08	\$0.00	Obsolete
	N00010267	CHTM	Measure Unit	Keithley	Source Unit	1/5/2007	\$6,038.00	\$0.00	Obsolete
	264427	IT Computing Platforms	Server/POWEREDGE 2650	Dell	2650	12/19/2003	\$6,002.00	\$0.00	Obsolete
	N00010270	CHTM	Generator	HewlettPac	Generator	1/5/2007	\$5,853.00	\$0.00	Obsolete



University Services

Board of Regents' Finance & Facilities Committee

Surplus Property Disposition - March FY17

Memo	Asset Tag	Department	Description	Manufacturer	Model	Purchased	Total Cost (\$)	NBV (\$)	Disposal Method
	179010	KNME Operations	GENERATOR STEREO	Orban	8185A	12/21/1987	\$5,615.00	\$0.00	Obsolete
	201804	KNME Operations	GENERATOR AUDIO	Orban	8182A	4/8/1994	\$5,595.00	\$0.00	Obsolete
	265047	IT Computing Platforms	COMPUTER FILE SERVER	Dell	PowerEdge 2650	2/13/2004	\$5,010.00	\$0.00	Obsolete
	N00016400	IT Computing Platforms	Server	Dell	PowerEdge 2950	6/9/2008	\$5,006.48	\$0.00	Obsolete
	N00016401	IT Computing Platforms	Server	Dell	PowerEdge 2950	6/9/2008	\$5,006.48	\$0.00	Obsolete
	N00016402	IT Computing Platforms	Server	Dell	PowerEdge 2950	6/9/2008	\$5,006.48	\$0.00	Obsolete
	N00016403	IT Computing Platforms	Server	Dell	PowerEdge 2950	6/9/2008	\$5,006.48	\$0.00	Obsolete
	N00016404	IT Computing Platforms	Server	Dell	PowerEdge 2950	6/9/2008	\$5,006.48	\$0.00	Obsolete
	N00010276	CHTM	Sampling Head	Tektronix	SD-24 TDR	1/5/2007	\$5,000.00	\$0.00	Obsolete
Total Asset Disposition (#)									56
Total Capitalization (\$)									\$1,320,355.07
Total Net Book Value (\$)									\$0.00



University Services

To: David W. Harris, Executive Vice President for Administration

From: John Wood, Director of Manufacturing Engineering

Date: 16 November 2016

Re: Approval for Liquidation of 1997 and later Intel Donated Equipment

Subject to your approval, I am requesting Board of Regents approval for the liquidation of a set of semiconductor equipment, enumerated in the attached listing, that are on the UNM inventory.

The Intel Corporation donated this equipment directly to UNM in 1997, or at later dates, or via the Next Generation Economy (NGE) donation to UNM at later dates, to support research, education and workforce development in technical areas related to semiconductor devices and microsystems. In particular, this equipment supports the Manufacturing Training and Technology Center (MTTC) cleanroom that is used by UNM engineering and community college technician training classes (including dual enrolled high school students), by UNM researchers, and by small local companies to develop commercial products.

This equipment is currently stored in the "Galles" building (UNM #126, bays C and D). This equipment is now obsolete or inconsistent with the 6-inch wafer process line that the MTTC cleanroom operates. The equipment can now best support the MTTC cleanroom through proceeds of its sale. The eventual sale of this equipment is consistent with the original donation terms set by Intel.

Purchasers will handle any moving costs.

Asset	Description	Acq. Cost	NBV	Date
N00019360	Nit/Diel Etcher	\$75,000.00	0.00	2009

Date: February 20, 2017

To: University Services

From: Veronica Graven, CHTM

Subject: Surplus Property Disposition Memo

UNM Tag Number: N00010255 (Microwave Spectrum); N00010259 (Microlaser); N00010260 (Laser); N00010266 (Programmable Spectrum Analyzer); N00010271 (Generator); N00010272 (Generator); N00010274 (High Power Laser Source)

These items were all donated by ARFL/SN in 2007 to a professor who is no longer here. These items were donated on a large pallet and since their arrival to CHTM ten years ago they have not been used at all.

For this reason we wish to have these items sent to surplus.

Thank you,

Veronica Graven



Arash Mafi, Interim Director of CHTM

Asset	Description	Acq. Cost	NBV	Date
N00010255	Microwave Spectrum	\$109,000.00	0.00	2007
N00010259	Microlaser	\$13,076.00	0.00	2007
N00010260	Laser	\$17,750.00	0.00	2007
N00010266	Programmable Spectrum Analyzer	\$30,895.00	0.00	2007
N00010271	Generator	\$25,749.00	0.00	2007
N00010272	Generator	\$26,631.00	0.00	2007
N00010274	High Power Laser Source	\$20,000.00	0.00	2007

Date: February 20, 2017

To: University Services:

From: Veronica Graven, CHTM

Subject: Surplus Property Disposition Memo

UNM Tag # 198541 (Etching Machine) :

This item has been cannibalized for parts and what is left of the original item is unusable. It has been out of use for years.

UNM Tag # 251280 (Plasma Deposition) :

This item was part of a piece of equipment that was sold by CHTM to another entity. What remains of the item has been cannibalized for parts.

For these reasons, we are requesting that these items be taken to surplus.

If you have any questions, please contact me at: 505-330-1937

Thank you,

Veronica Graven



Arash Mafi, Director of CHTM

Asset	Description	Acq. Cost	NBV	Date
198541	Etching Machine	\$46,586.00	0.00	1992
251280	Plasma Deposition	\$39,234.00	0.00	2001



Department of Pediatrics

To: University Services
Dora Dominguez, Accountant III

From: Jennifer Akien-Nysus 
Program Manager, Para Los Niños, Department of Pediatrics

Date: March 6, 2017

RE: Surplus Equipment

We are hereby requesting the disposal of the following items which are no longer in use in the Para Los Niños Clinic.

- UNM Tag# 227418 purchased on 7/11/1997, acquisition cost \$12,875.00; Colposcope is obsolete and unusable.
- UNM Tag# 253836: purchased on 1/18/2002, acquisition cost \$27,254.00; Colposcope is obsolete and unusable.

Both items are obsolete and cannot be repaired as parts are no longer available.

Should you have any questions or concerns, I can be contacted at 272-4325. Thanks for your assistance.

Asset	Description	Acq. Cost	NBV	Date
227418	Colposcope	\$12,875.00	0.00	1997
253836	Colposcope	\$27,254.00	0.00	2002

Date: March 1st, 2017

To: University Services

From: Veronica Graven, CHTM

Subject: Surplus Property Disposition Memo

UNM Tag # N00010232 (Oscilloscope):

This piece of equipment is ineffective and obsolete. It has been out of use for years.

UNM Tag # N00010262 (Spectrum Analyzer System)

This piece of equipment is unusable. It has been sitting on the shelf because it has not been used in years.

UNM Tag # N00010269 (Network/ Spectrum Analyzer)

This piece of equipment is ineffective and obsolete. It has been out of use for years.

For these reasons, we are requesting that these items be taken to surplus.

If you have any questions, please contact me at: 505-330-1937

Thank you,

Veronica Graven



Arash Mafi, Interim Director of CHTM

Asset	Description	Acq. Cost	NBV	Date
N00010232	Oscilloscope	\$30,000.00	0.00	2007
N00010262	Spectrum Analyzer System	\$28,253.00	0.00	2007
N00010269	Network/Spectrum Analyzer	\$25,000.00	0.00	2007



To: University Services
Cc: Lorraine Tafoya, Associate Director IT-Platforms
From: Chuck Phillips, Manager IT-Platforms
Date: 3/8/2017
Subject: Asset Disposal

The following assets have exceeded their useful lifespan and are now obsolete:

Nitro Security Appliances were replaced with Groundwork Centralized Logging in January 2014

UNM Tag# N00030901 (acquisition cost of \$15,747.00)

UNM Tag# N00030902 (acquisition cost of \$36,147.00)

Oracle Database Servers were migrated from AIX on IBM Coupute Servers to Linux on VMWare

UNM Tag# N00017187 (acquisition cost of \$55,897.32)

UNM Tag# N00015971 (acquisition cost of \$55,897.32)

UNM Tag# N00017186 (acquisition cost of \$55,897.32)

UNM Tag# N00021435 (acquisition cost of \$56,616.32)

UNM Tag# N00021035 (acquisition cost of \$59,347.32)

IBM Backup Server was migrated from an IBM Compute server to an IBM Blade Server

UNM Tag# N00002669 (acquisition cost of \$42,399.70)

Banner Application Servers were migrated from AIX on IBM Compute Servers to Linux on VMWare

UNM Tag# N00002668 (acquisition cost of \$39,451.90)

Banner ODS server was Migrated from AIX on an IBM Compute Server to Linux on VMWare.

UNM Tag# N00002670 (acquisition cost of \$125,738.80)

Hyperion Reporting was migrated from DELL Compute Servers to Oracle WebLogic on VMWare

UNM Tag# 263878 (acquisition cost of \$18,307.00)

UNM Tag# 264428 (acquisition cost of \$17,228.00)

UNM Tag# 265178 (acquisition cost of \$10,711.00)

UNM Tag# N00005032 (acquisition cost of \$14,985.52)

UNM Tag# N00005037 (acquisition cost of \$14,985.52)

UNM Tag# N00005035 (acquisition cost of \$14,985.52)

Thank You,
Chuck Phillips
Manager IT-Platforms

Asset	Description	Acq. Cost	NRV	Date
N00030901	Database Monitoring System	\$15,747.00	0.00	2011
N00030902	Log Manager	\$36,147.00	0.00	2011
N00017187	Computer Equipment	\$55,897.32	0.00	2008
N00015971	Server	\$55,897.32	0.00	2008
N00017186	Computer Equipment	\$55,897.32	0.00	2008
N00021435	Server	\$56,616.32	0.00	2009
N00021035	Server	\$59,347.32	0.00	2009
N00002669	Computer Server	\$42,399.70	0.00	2005

Chuck Phillips • UNM IT Platforms Manager • (505) 277-8038 • chuckp@unm.edu

The University of New Mexico • MSC02 1520 • 1 University of New Mexico • Albuquerque NM 87131-0001

N00002668	Computer Server	\$39,451.90	0.00	2005
N00002670	Computer Server	\$125,738.80	0.00	2005
263878	Computer File Server	\$18,307.00	0.00	2003
264428	Server	\$17,228.00	0.00	2003
265178	Computer File Server	\$10,711.00	0.00	2004
N00005032	Server	\$14,985.52	0.00	2005
N00005037	Server	\$14,985.52	0.00	2005
N00005035	Server	\$14,985.52	0.00	2005

New Mexico Compilation Commission

13-6-1 . Disposition of obsolete, worn-out or unusable tangible personal property.

A. The governing authority of each state agency, local public body, school district and state educational institution may dispose of any item of tangible personal property belonging to that authority and delete the item from its public inventory upon a specific finding by the authority that the item of property is:

- (1) of a current resale value of five thousand dollars (\$5,000) or less; and
- (2) worn out, unusable or obsolete to the extent that the item is no longer economical or safe for continued use by the body.

B. The governing authority shall, as a prerequisite to the disposition of any items of tangible personal property:

- (1) designate a committee of at least three officials of the governing authority to approve and oversee the disposition; and
- (2) give notification at least thirty days prior to its action making the deletion by sending a copy of its official finding and the proposed disposition of the property to the state auditor and the appropriate approval authority designated in Section 13-6-2 NMSA 1978, duly sworn and subscribed under oath by each member of the authority approving the action.

C. A copy of the official finding and proposed disposition of the property sought to be disposed of shall be made a permanent part of the official minutes of the governing authority and maintained as a public record subject to the Inspection of Public Records Act [Chapter 14, Article 2 NMSA 1978].

D. The governing authority shall dispose of the tangible personal property by negotiated sale to any governmental unit of an Indian nation, tribe or pueblo in New Mexico or by negotiated sale or donation to other state agencies, local public bodies, school districts, state educational institutions or municipalities or through the central purchasing office of the governing authority by means of competitive sealed bid or public auction or, if a state agency, through the surplus property bureau of the transportation services division of the general services department.

E. A state agency shall give the surplus property bureau of the transportation services division of the general services department the right of first refusal when disposing of obsolete, worn-out or unusable tangible personal property of the state agency.

F. If the governing authority is unable to dispose of the tangible personal property pursuant to Subsection D or E of this section, the governing authority may sell or, if the property has no value, donate the property to any organization described in Section 501(c)(3) of the Internal Revenue Code of 1986.

G. If the governing authority is unable to dispose of the tangible personal property pursuant to Subsection D, E or F of this section, it may order that the property be destroyed or otherwise permanently disposed of in accordance with applicable laws.

H. If the governing authority determines that the tangible personal property is hazardous or contains hazardous materials and may not be used safely under any circumstances, the property shall be destroyed and disposed of pursuant to Subsection G of this section.

I. No tangible personal property shall be donated to an employee or relative of an employee of a state agency, local public body, school district or state educational institution; provided that nothing in this subsection precludes an employee from participating and bidding for public property at a public auction.

J. This section shall not apply to any property acquired by a museum through abandonment procedures pursuant to the Abandoned Cultural Properties Act [18-10-1 to 18-10-5 NMSA 1978].

K. Notwithstanding the provisions of Subsection A of this section, the department of transportation may sell through public auction or dispose of surplus tangible personal property used to manage, maintain or build roads that exceeds five thousand dollars (\$5,000) in value. Proceeds from sales shall be credited to the state road fund. The department of transportation shall notify the department of finance and administration regarding the disposition of all property.

L. If the secretary of public safety finds that the K-9 dog presents no threat to public safety, the K-9 dog shall be released from public ownership as provided in this subsection. The K-9 dog shall first be offered to its trainer or handler free of charge. If the trainer or handler does not want to accept ownership of the K-9 dog, then the K-9 dog shall be offered to an organization described in Section 501(c)(3) of the Internal Revenue Code of 1986 free of charge. If both of the above fail, the K-9 dog shall only be sold to a qualified individual found capable of providing a good home to the animal.

History: 1953 Comp., § 6-1-7.1, enacted by Laws 1961, ch. 100, § 1; 1979, ch. 195, § 2; 1984, ch. 47, § 1; 1987, ch. 15, § 1; 1989, ch. 211, § 6; 1995, ch. 181, § 1; 1998, ch. 16, § 1; 2001, ch. 317, § 1; 2007, ch. 57, § 4; 2012, ch. 10, § 1; 2013, ch. 9, § 1.

Summary Meeting Report (Not Approved Minutes) Regents' Audit and Compliance Committee Meeting on March 2, 2017

The Regents' Audit and Compliance Committee (Committee) held a Quarterly Meeting on March 2, 2017.

ACTION ITEMS:

- The Committee approved the meeting agenda of March 2, 2017 and the minutes from the Special Meeting of November 11, 2016.

The Committee unanimously approved the following UNM Hospital audits:

- Hospital Outpatient Coding Audit, Report #2016-04
- Access UNM/PALS, Report #2016-05

The Committee unanimously approved the following UNM Audit:

- UNM Continuing Education and University-Wide Reimbursements Audit, Report #2017-05

INFORMATION ITEMS:

- **Indigent Health Care at University of New Mexico Hospital.** Sanjay Bhakta, Deputy State Auditor, and Sarita Nair, Chief Government Accountability Officer and General Counsel from the New Mexico State Auditor's Office, and Josh Lewis from Moss Adams gave a presentation to the Committee regarding a special audit of indigent health care at UNMH. UNMH has, according to the State Auditor's Office, the most comprehensive data on the subject.

Ms. Nair stated there are a lot of general misunderstandings about payments and funding for indigent health care, specifically with regard to the changing healthcare landscape. The areas they looked at included UNM Hospital, the UNM Medical Group, and the Sandoval Regional Medical Center. Ms. Nair reported staff were wonderful and cooperative.

There were four objectives: 1) a general layperson's understanding of healthcare finance; 2) address the issue of dedicated revenue and use of Bernalillo/Sandoval county mill levies; 3) costs compared to people served; and 4) research processing of people who have an insurance plan but also qualify for charity care.

The State Auditor's Office found costs for providing indigent care have decreased between 2014 and 2016, but UNMH is actually serving approximately 34% more people. A \$16 million shortfall still exists between what is truly dedicated to indigent healthcare and what is spent. They also found the Hospital was indeed processing people who qualify for charity care even if they have a form of insurance. If the patients could not afford to pay co-pays and deductibles, they are provided by charity care.

Mr. Lewis from Moss Adams presented the technical data to the Committee. It was structured as an agreed-upon procedures engagement, meaning that Moss Adams would not provide an opinion. It is merely procedures performed and exact results. Included are over- and under-funding reports for Bernalillo and Sandoval counties. Also included is information regarding how the costs were determined. They tested the mathematical accuracy of the schedules with no issues found. The funding schedule has three parts – funding of indigent care (dollars coming in), costs, and number of patients receiving indigent care.

They also tested completeness of information with sampling of the cost piece. There are different categories – uninsured patients, patients qualifying under EMSA, etc. On the subject of cost of care related to the patient portion of bills (if they are unable to pay the deductible, etc.), the numbers that are recorded as to the cost of providing that charity are actually understated in the report.

Mr. Lewis stated they did testing around payment of copayments. Of the sampled items, there were 101 transactions that should have a copayment according to policy. Only 19 copayments were collected, although an attempt was made. According to Mr. Lewis, that is not uncommon. Regent Clifford stated what would be really helpful to see how much money is being forgiven, and in each category. Because, for instance, there are people who qualify at 300 percent over poverty level, and that is way over the average income in this state. Ms. Watt stated they are considered charity care so they would not take action to collect, but she agrees that the policy is very generous. Ms. Watt stated she will run the data. For charity care-qualified patients, if there is a bill at the time of service for \$100, and the co-pay is five dollars, they will make an attempt at the payment of the five dollars. If they cannot get that payment, they will write the entire \$100 off. The copayments are counted as money received for indigent care. Moss Adams verified that information and found no discrepancies.

Mr. Lewis noted that the ratios of cost to charge differ every year depending on the category where people land. Mr. Lewis replied that is the shift of patients that are now buying insurance through the exchange. So they are shifting off of the uninsured “bucket” to a different reporting area of charity care

Mr. Lewis concluded with discussion about the final item that Moss Adams looked at, which was to compare number of patients to detail provided on the schedule. Again, there is an increase in number of patients, as Ms. Nair pointed out, with costs going down. That is due to the shift from covering 100 percent of the costs to only covering the deductible or copayment portion the patient is unable to pay.

Regent Clifford stated it is a helpful report but it still leaves a lot of questions. He also asked for a glossary of terms. The good news, according to Regent Clifford, is that Moss Adams found compliant results. Regent Clifford asked how much we paid for this audit. The response was \$50,000. He then stated he thinks our staff could do this work.

Regent Clifford stated if he was the County right now and sitting in this meeting, he would say that UNM has policies where it subsidizes care to non-indigent people. Ms. Watt replied everyone has to be indigent. Regent Clifford stated that is where definitions matter. In his mind, if someone is making more than the average income in the state, they are not indigent. The county is unhappy because they would like to know where their money is going.

Legally, technically, all it does is support operations of the Hospital. That is not a very satisfying answer to them, and we owe them more. Implicitly, that funding is helping to subsidize this care. Even though it has come down, there is still a \$60 million hole in this report. So, how is that getting filled? Partly with the mill levy. Ms. Watt stated that is correct, so that we can continue to treat all patients. Regent Clifford stated he knows the County is still not happy.

Regent Clifford asked if it goes to the question of whether we are complying with statute, complying with the mill levy. What kind of statutory standard are we testing? Mr. Bhakta replied he does not think that is what they are testing. The County was not happy with what was provided by UNM in the past. The County came to the State Auditor's Office and asked them to look at it and asked if they could audit it. The State Auditor's office told the County they did not have the expertise in that area, but UNM agreed to an independent auditor. Regent Clifford asked if it would be a fair paraphrase to say that we are doing what we told the County we are doing. Mr. Bhakta replied yes. Mr. Lewis added that as far as what they have put on this report that is correct.

Chairman Fortner stated he agrees with Regent Clifford that it is a good start, but it is not enough information to satisfy.

- **Main Campus Quarterly Compliance Report.** Amy Wohlert, Chief of Staff, President's Office, stated that Francie Cordova, Director, Office of Equal Opportunity (OEO), will provide an overview of the operations of OEO. Ms. Cordova reports through Libby Washburn, Chief Compliance Officer, up to Ms. Wohlert. The OEO staff includes a Title IX Coordinator, Heather Cowan, and a Clery Coordinator, Rob Burford.

Chairman Fortner asked if the investigators investigate both Clery and Title IX issues. Ms. Cordova replied yes. She stated their office investigates all civil rights complaints. Their authority flows out of Regent and University administrative policies. The policies are all informed by federal and state laws. It is every protected status including age, race, veteran status, sexual orientation, gender identity, religion, etc.; there are 16 protected classes that they investigate claims based on. The bulk of their work is investigations, but that is a portion of what they do.

Chairman Fortner said that each time Ms. Cordova presents to the Committee, the presentation could be focused on one area, like Title VII, then Clery, etc. Ms. Cordova added that the Regents are the appellate body for some of their findings.

Ms. Cordova stated their case number is growing pretty significantly, in part because they are increasing partnerships and collaborations with the campus community. One of her charges when she came in was to revamp the office in terms of staffing and training outreach. The work that they do is very stressful.

Chairman Fortner asked for clarification on Title IX and if it only applies to students. Ms. Cordova said it does not only apply to students. The Chairman then asked how long ago the Title IX Coordinator came on board. Ms. Cordova stated it was about 18 months ago. Chairman Fortner decided he should restate the earlier comment and ask that the first presentation be about Title IX. It is such a new field and so difficult to investigate.

Ms. Cordova informed the Committee that they do a great deal more than investigations. They do all the civil rights training for the campus community. She is the ADA Coordinator for the University, so everything regarding access goes through their office. They compile the federally-required annual Affirmative Action plan for the University. This plan determines if any positions are underutilized for women, minorities, veterans, and individuals with disabilities. This University actually does pretty well in terms of underutilization. Her area is also key in terms of the Department of Justice compliance. Ms. Wohlert added that UNM's diversity goals are not necessarily the same as the Affirmative Action Plan.

Ms. Cordova informed the Committee about what OEO does not do. They do not sanction. They are independent, neutral fact-finders. They are not telling anyone to fire or suspend, etc. That authority lies with others. Students are sanctioned by the Dean of Students. The Dean, Chair or Provost sanction faculty, and for staff it is Human Resources.

Ms. Cordova provided statistics on the number of trainings they provide. This year they also instituted a mandatory training for all faculty and staff through Learning Central. There was nearly a 99% compliance rate. Ms. Cordova provided data on case load, including types of cases and outcomes. In 2016, almost 500 inquiries came in. Very few come in through the Hotline; it's mostly walk-ins or call-ins, as well as an on-line form or witnessed events. They attempt to resolve a great deal of them informally, and may include a non-punitive educational conference. The goal is to try to change the behavior. It is a very successful practice, as approximately 98% of the cases do not come back. Chairman Fortner asked to see a breakout of sexual harassment cases by students or by staff. Regent Clifford added a time series is helpful as well to see what the trends are. Ms. Cordova noted a finding can get appealed and any sanction can get appealed as well. Ms. Cordova stated when she comes back the next time, she will present on Title IX as requested.

Summary Meeting Report (Not Approved Minutes) Regents' Audit and Compliance Committee Special Meeting on March 31, 2017

The **Regents' Audit and Compliance Committee (Committee)** held a Special Meeting on March 31, 2017.

ACTION ITEMS:

- The Committee approved the meeting agenda of March 31, 2017 meeting and the minutes from the meeting of March 2, 2017.

The Committee unanimously approved the following UNM Audits:

- The University of New Mexico Press Audit of Business Practices and Processes, Report #2016-08, and
- Audit of the Stairwell Project by Remodel Division, Report #2017-03.

INFORMATION ITEMS:

- **Main Campus Quarterly Compliance Report.** Libby Washburn, Chief Compliance Officer, provided the Committee with a status update on the compliance area. The Department of Justice (DOJ) agreement is the biggest thing that is touching the Compliance Office at the moment. There are quite a few tasks to be done, particularly in 2017 where there is a great deal of infrastructure to get up and running. Ms. Washburn stated there are a lot of tasks that have been approved by the DOJ. There is still a lot to do, but UNM is getting to a better place. Since Ms. Washburn last met with this Committee, the Compliance Office has filed three status reports with the DOJ. Two included hundreds of pages of documentation. The most recent one was filed February 1, 2017. A major task in that report that the Compliance Office has identified as the most difficult was a blueprint of how UNM is going to provide in person training for all students. There are 27,000 students. They identified a plan, submitted the plan, and the DOJ is thrilled with it. Training has already begun, with the majority of it starting in August and September.

At the end of calendar year 2016, the Compliance Office had to provide the DOJ with the compliance for employees. UNM hit it out of the park, and the DOJ was shocked that we had such a high compliance rate.

Regent Clifford noted there are several items that say the Compliance Office is coordinating with IT. Ms. Washburn replied that all the internal references with outdated information on UNM's website have been updated; however there are external sites such as the Rape Crisis Center, etc., that UNM does not have control over. They had incorrect Title IX Coordinator contact information and they asked IT to help get these external sites fixed.

Chairman Fortner asked about the monitoring program to assess effectiveness of efforts. He noted that historically, most sexual assaults occur in dorms or among athletes and that is where the education should be focused. Ms. Washburn replied they did implement a monitoring program involving training evaluation forms and a climate survey. UNM is paying a professional organization to compile the statistics from the survey. Additionally,

focus is on athletics, Greek life, and the dorms, where they are doing some specialized things in addition to the broad, campus-wide effort. The DOJ felt like there were pockets of the population such as graduate students that didn't know where to go for resources.

Regent Clifford stated "to monitor the effectiveness" is a loaded phrase that requires program evaluation methodology. He wanted to know if Compliance is working with anyone on that. Ms. Washburn replied that they are teaching themselves. They are planning to ask the DOJ to assist them with examples from other institutions that have it in place. Regent Clifford responded that the DOJ says to invent your own. If UNM does their own, it shows good faith effort and there might be the ability to have more control, but Compliance needs help from somewhere internally. Acting President Abdallah responded there are social programs that have program evaluations. Regent Clifford added that UNM needs to be careful about presenting naïve statistics. There are important steps that you would take in any evaluation like this. UNM has people who can do this. Director Patel suggested Paul Guerin at the Institute for Social Research. Eileen Sanchez, Compliance Specialist, stated they are going to have Institutional Analytics assist with the raw data that comes in. The Compliance Office has also done some work in Ethics Point (where Title IX cases are captured) running reports the DOJ is requesting. They have informed the DOJ that they will run reports monthly and look for trends and patterns in Title IX cases to see if they come from any certain area on campus.

Ms. Washburn concluded the DOJ discussion and began discussion of Minors of Campus. There is a new policy regarding this subject and the Minors on Campus task force has reconvened. The President is going to send out a reminder to the campus community that summer camps are coming up. The Compliance Office is working with IT and will be sending out a questionnaire to get data on where these camps are on campus and how many minors there are. This data can be populated and stored in a database.

- Ms. Sanchez provided the Committee with an update on the hotline statistics. She is running the benchmark report every quarter. The benchmark is against Navex Global clients, the owners of Ethics Point. The first benchmark is reporting volume; it is extremely low compared to other Ethics Point institutions: 0.64 compared to 1.90. The anonymous reporting rate has actually gone down a little. That is helpful because they can contact the reporter if they need additional information. Regent Clifford asked if we contact the ones who identify themselves with how the case was resolved. Ms. Sanchez stated there is a follow-up section where there is just a general notice that the case has been resolved. Specific information may occur within the department.

As mentioned, the substantiated rate is very low and that is a concern. Most of the time they are not frivolous, as the reporter really does feel there is an issue, but the investigator goes out and it is not substantiated.

The case closure time has been creeping up, from 80 days to 82 days. The benchmark in Ethics Point is 46 days. There are some very complex cases with multiple areas working them. Sometimes this number is skewed by a few lengthy items.

Reports of retaliation are starting to go up. This is a new benchmark report through Ethics Point. It was four percent in 2016, and now it is up to eight percent.

Ms. Sanchez informed the Committee that she is retiring from the University. At UNM, she started in HR. She has been at UNM for 13 years, and in Higher Ed for 27 years total.

- Ms. Washburn informed the Committee that the Risk Assessment process has started. Electronic survey questionnaires will go out in the next week or so. Compliance and Internal Audit should have some preliminary response information at the next meeting.
- **Audit Recommendations Follow-up.** Audit Manager Yeh discussed previous audit follow-up items with the Committee. Regent Clifford asked for discussion of the Payroll audit items first.

Liz Metzger, University Controller discussed the Payroll items. She confirmed some information is updated since the last meeting, and some hinge on the implementation of the Talent Management System. The first piece of implementation, applicant tracking, is set to go live on Monday, April 3rd. The implementation team is hoping that integration with Banner will happen sometime in May. The first recommendation is regarding processing of adjustments outside of the normal cycle and ways to determine what is causing the adjustments. Rather than spending a lot of time with the old system and programming there, the thought was to build it into the implementation of the new system. Work has begun on that, but it is a little complex, because it is not a simple process to determine the root cause of each adjustment.

Regent Clifford stated he would like Dorothy Anderson to come to the next meeting to get a diagram of how this works, what the new system does, and how they ensure that people are knowledgeable and doing what they should be doing. It worries him that HR is telling people to do things that do not report to them. Ms. Metzger added the point of implementing the new system is to make these processes easier and so that less things are missed and less mistakes happen. The hope is once the system is fully implemented and there are less manual parts, it will fix many of these things. Ms. Metzger stated they do run a payroll almost every day due to adjustments and perhaps they could use more discretion as to whether or not to make somebody wait a little longer on an adjustment.

Carla Domenici and Che Nyamboli addressed the Committee regarding chemical purchases. They have upgraded their tracking system for hazardous materials. When Ms. Domenici came to UNM in 2011, the campus did not have a chemical inventory. Safety and Risk Services worked with Purchasing. They found a SciQuest product called Enterprise Reagent Manager (ERM), and they hired six advanced-level students called Chemical Inventory Specialists. These specialists have gone into every lab on all areas of campus, as well as branches, and manually implemented everything. Each lab is visited at least once a year, some more frequently. They continually go in and update the inventory. They work with the Physical Plant to obtain quarterly data and also work with Chem Stores, providing them with bar codes. They code the chemicals and provide an Excel spreadsheet that is downloaded into the software. Because ERM is a SciQuest product, it communicates with LoboMart. The Provost's Office has asked academic departments to purchase through ERM. If they do that, inventory automatically updates.

There is an additional finding similar to the purchase of chemicals that Ms. Domenici stated is really the next phase. The finding was directed to the EVP for Administration, the Provost's Office, and the Chancellor for the Health Sciences Center. The portion assigned to the Provost has been cleared. The portion assigned to the EVP for Administration that remains open is a central receiving area. Safety is partnering with Bruce Cherrin, Chief Procurement Officer, who has stated he would like to take responsibility for central receiving because he oversees mail services that has a type of central receiving. If they receive all the chemicals ordered through CRLS or LoboMart, they can bar code those and close that loop. The portion remaining that is assigned to the Chancellor is not something Ms. Dominguez would be working with on the HSC side. Director Patel stated that Dr. Richard Larson oversees their labs. Internal Audit is updating that portion and can get back to the Committee at the next meeting with more information.

Mr. Yeh informed the Committee that one finding regarding program requirements under the review of College of Education operations was recently implemented but not yet updated to the implemented list. Acting President Abdallah verified that they did decrease the requirement for amount of hours. Regent Clifford asked for information on the Brain Safe project. Mr. Yeh responded that Internal Audit has not been provided the evidence to verify the data to close the recommendation. Regent Clifford asked Mr. Yeh and Mr. Patel to let them know if Internal Audit cannot get a response.

Regent Clifford inquired about an Arts and Sciences process to track research activities. He has been wondering how we track research activities campus-wide. Acting President Abdallah stated that Dr. Heileman, Associate Provost, has been overseeing work to collect information on research activities. UNM looked at commercial products but that was going to be very expensive, so it was determined that information could be collected internally. They are working with the Vice President for Research to develop the application that will become UNM software that could potentially be sold to other institutions. UNM has developed other tracking systems that became available for outside use. Regent Clifford stated he would like a demonstration of it when it is ready – either in this committee or ASAR. He added that the recommendation should remain open, because even if the system is developed, there is still the question of implementation.

- **Internal Audit Director's Report.** Director Patel addressed the Committee regarding his Director's report. At the end of this fiscal year, the department should have a carry forward balance of approximately \$65,000. The National Science Foundation is going to be on campus next week auditing UNM and Director Patel will be meeting with them. There will likely be focus on IT security and research functions. UNM is just one of the entities they have chosen to audit.

**Summary Meeting Report (Not Approved Minutes)
Regents' Audit and Compliance Committee
Special Meeting on April 13, 2017**

The **Regents' Audit and Compliance Committee (Committee)** held a Special Meeting on April 13, 2017.

ACTION ITEMS:

- The Committee unanimously approved the meeting agenda.
- Chairman Fortner asked for a motion to approve the contract for the FY17 Annual Financial Statements Audit. Regent Clifford asked Bruce Cherrin, Chief Procurement Officer, for a summary of the revised recommendation based on additional review following the prior meeting of this Committee. Mr. Cherrin stated it was contingent upon obtaining good references, and that key members are acceptable to this Committee. Because that was found to not be the case with the first bidder, they then went to the second bidder, negotiated price, and recommended the second bidder for approval. The Committee unanimously approved the award of the UNM FY17 Annual Financial Statements Audit contract to Moss Adams for Main Campus and KPMG for the Health Sciences Center.



The University of New Mexico
Purchasing Department
MSC01 1240
1 University of New Mexico
Albuquerque, NM 87131-0001

To: Jack Fortner, Chair Regent's Audit Committee
From: Bruce Cherrin, Chief Procurement Officer
Subject: **Contract Approval**
Date: April 12, 2017

The following is being submitted for approval per Regent Policy 7.4. This will need to proceed to the full Board of Regents.

UNM Financial Services – Audit Services (Revised)

Proposals were solicited on February 1, 2017 on behalf of the Financial Services Division for an Audit Firm for Financial Statements and Compliance Audits for the years ending 6/30/2017, 6/30/2018 and 6/30/2019. There were a total of 4 respondents for the request for proposal as follows:

1. CliftonLarsonAllen LLP
2. Deloitte Consulting LLP
3. Moss Adams LLP and KPMG LLP
4. Ricci and Company and RSM

Proposals and evaluation criteria were distributed to the 6-member evaluation committee on February 27, 2017. The Committee consisted of the University Controller, Executive Officer for Finance and Administration for the HSC, Controller for the UNM Foundation, Finance Director for the University Hospital, Associate Controller for Procurement Services, and the University Acting Provost. In accordance with appropriate selection criteria established for the procurement, the written proposals were evaluated for responsiveness to mandatory requirements.

The selection committee recommends awarding the contract to Moss Adams/KPMG as the highest ranked offer. The 1 year proposal cost for the FY17 audit is \$860,965 plus NM GRT. For comparison purposes, the 1 year cost for the FY16 audit was \$885,514 plus NM GRT (FY16 cost is adjusted down for the three component units to be audited by the State Audit Office for FY17).

The various sources of funds depend on the unit: The Main Campus and HSC portion of the audit will be paid from I&G funds. Each component unit pays their own share, in addition KNME, KUNM, and Athletics are billed for the work done for their departments. The UNM Hospitals, UNMMG and SRMC are also separately charged.

NEW GRADUATE DEGREE OR GRADUATE CERTIFICATE FORM D

UNIT PREPARES IN QUADRUPLICATE
Route as indicated below under approvals. Return to the Registrar's Office once all signatures have been obtained.

Date: 11/18/15

Dr. Lloyd Lee
(Name of individual initiating Graduate Degree or Graduate Certificate)

Associate Professor, (505) 277-1822
(Title, position, telephone number)

triplel@unm.edu
(Email address)

Native American Studies - University College
(Department/Division/Program)

*Allow up to one year for the process to be completed for a certificate, and 18 months for a degree.

Note: Proposals for new graduate degrees or graduate certificates need to follow an approved format. Please call the Office of Graduate Studies and ask for an outline. Revisions of graduate degrees and some new certificates also may need state approval, depending on the extent of changes proposed. Please consult the Office of the Provost for advice prior to initiating this form.

RECEIVED

JAN 28 2016

Received

JUN 29 2016

Attach the following required documents:

1. Executive Summary.
2. Program Proposal (in the approved format).
3. Catalog Description (to include program curriculum).
4. Graduate Program Projected Costs (only for new degrees).
5. Library Impact Statement.

Does this new degree affect any existing program? Yes No If yes, attach statement.

Proposed date to admit new students: Term Fall Year 2018

Required Signatures:

Department Chair	<u>Gregory A. Cajete</u>	Date	<u>11/18/15</u>
College Curricula Committee	<u>[Signature]</u>	Date	<u>11/19/15</u>
College or School Dean	<u>[Signature]</u>	Date	<u>11/18/15</u>
Dean of Library Services	<u>Ronald Clump</u>	Date	<u>12/18/15</u>
Office of the Registrar—Catalog	<u>Elizabeth H. Foster</u>	Date	<u>06/28/16</u>
FS Graduate Committee	<u>[Signature]</u>	Date	<u>11/3/16</u>
Dean of Graduate Studies	<u>[Signature]</u>	Date	<u>11/03/16</u>
FS Curricula Committee	<u>[Signature]</u>	Date	<u>2-2-17</u>
Office of the Provost	<u>[Signature]</u>	Date	<u>2/7/17</u>
Faculty Senate	<u>[Signature]</u>	Date	<u>2/28/17</u>
Board of Regents		Date	

Additional Approvals for Degrees:

Board of Regents	Date
Council of Graduate Deans	Date
Academic Council of Higher Education	Date
Higher Education Department	Date
State Board of Finance	Date

Entered Banner

Entered Catalog


For Registrar's Office ONLY:

Copies Mailed

Master of Arts Degree Proposal

For Native American
Studies, University
College, University of
New Mexico

MSC06 3740 1 University of New
Mexico Albuquerque, NM 87131
Website: nas.unm.edu
Telephone: 505.277.3917



 **UNM**
UNIVERSITY COLLEGE
Native American Studies

Full Proposal Prepared by the Native American Studies
Faculty and Staff: Dr. Gregory A. Cajete, Dr. Tiffany S. Lee,
Dr. Lloyd L. Lee, Dr. Robin Minthorn, Dr. Leola Tsinnajinnie,
and Dr. Wendy S. Greyeyes including Catherine Montoya,
Student Programs Specialist, and Delia Halona, NAS

Master of Arts Degree Proposal for Native American Studies, University College

Executive Summary

This proposal outlines the rationale, academic orientation and budgetary requirements for the development of a nationally and internationally prominent Masters and future Ph.D. program in Native American Studies (NAS) at the University of New Mexico. The NAS B.A. degree program has already demonstrated significant success in graduating over 200 majors and minors during the past eleven academic years.

Currently, the Native American Studies Program, in conjunction with University College proposes to establish a Master of Arts (M.A.) degree with a focus in ***Indigenous Leadership, Self-Determination, and Sustainable Community Building***. The purpose of this program is to provide the present and future leaders of American Indian nations and other Indigenous peoples with relevant leadership, research and training in community building, policy development and education for sustaining Indigenous communities that meet the highest academic and professional standards while reflecting the needs, circumstances, goals, and concerns of those communities and peoples. The degree will be applicable to positions in tribal leadership, leadership of tribal organizations, leadership of community based organizations, positions related to educational outreach and training, social and cultural program development, and sustainable community building. The State of New Mexico and the 23 Pueblos and Tribes of New Mexico have a pressing need for graduate educated students prepared to work towards healthier and fully engaged communities economically and socially within the State of New Mexico.

An M.A. in NAS will require successful completion of thirty (30) credit hours. Students must take eighteen (18) credit hours of the required core courses including a three credit hour foundation seminar course. An additional twelve (12) credit hours must come from the Indigenous Leadership, Self-Determination, and Sustainable Community Building elective emphasis/focus. These courses are chosen during advisement based on how well they may complement the student's program of study.

The target audience for the M.A. includes both mid-career professionals and recent Bachelor's degree graduates who may be either enrolled part-time or full-time, who are working or anticipate working for a Native community or an Indian nation, in a supra tribal program or federal agency, or in an Indian Country Non-Governmental Organization.

In our survey with 223 individuals conducted in the spring and summer of 2015, over 200 (98%) wanted us to develop a M.A. degree program. 220 individuals (99%) felt producing students with a M.A. in NAS would benefit all Native and non-Native communities in New Mexico and beyond. In 2013, results were similar. In

addition to the surveys, 208 students signed a petition supporting a NAS M.A. program and several schools, tribal leaders, and organization have submitted letters of support. Student and public demand is high for a M.A. degree in NAS at the University of New Mexico. The NAS M.A. program will be the only program of its kind in the state of New Mexico and there are no conflicts with other program offerings in the state and at the university.

NAS will collaborate with community partners to identify areas of research that will build community capacity, provide support for policy initiatives, and build stronger and more diverse local economies. Possible collaborators are the Native Nations Institute, New Mexico Department of Indian Affairs, and the American Indian Law Center.

Alumni in the NAS Bachelor of Arts and minor degree program have already reached over 200 students, with an anticipated additional 100 new students enrolling in the program over the next three years as a result of the development of on-line and Zoom course capacities. The growth and demand for the program along with student demand for a Native American graduate studies program in the state are compelling reasons for this proposal.

There is an increased interest in the NAS degrees. The NAS B.A. program has produced over 200 graduates (majors and minors) since the degree was approved in 2005. It is anticipated the size of the graduating classes will gradually increase in subsequent years. The NAS program currently offers on average 20 courses per semester taught by NAS faculty, adjuncts or affiliated faculty serving from 200-300 students per year.

There are over 1,500 Native American students enrolled at the UNM Main campus and an additional 3,000 + students enrolled through the Gallup, Farmington, Taos, Bernalillo, Los Alamos and Valencia campuses. It is anticipated many undergraduate and graduate students will be interested and will enroll in the courses and the new graduate degree program offered through NAS.

The current growth and demand for NAS courses is reaching the maximum carrying capacity of the faculty and program. Further growth and capacity can be facilitated through an increase in faculty and staff lines and program development monies in the future. As the program grows we do project the need for recurring appropriation for the augmentation of faculty, staff and program development.

1. Program Description and Purpose

What is the program and why should we offer it? Include the program's major goals (both primary and secondary, if any)

Native American Studies (NAS) is an academic program committed to Indigenous research and scholarship. NAS offers a Bachelor of Arts degree and a minor degree granted through University College at the University of New Mexico. Our goal is excellence in educating all students and the public in/on the Native experience of Indigenous peoples with significant attention given our complex history and intercultural heritage of New Mexico and the United States.

The Bachelor of Arts Degree in Native American Studies is awarded by University College and has UNM Institutional Accreditation from The Higher Learning Commission of the North Central Association. The Bachelor of Arts degree and minor in NAS are designed to give students a background in Native American Studies theory, Indigenous research, and relevant application of their knowledge among Indigenous communities.

This proposal requests the creation of a master's level graduate degree program in Native American Studies. It calls for a unique program of study whose central mission is to support leadership development and community education that fosters critical investigation and interpretation, social justice, and social transformation of knowledge. Native American Studies prepares students to be community engaged leaders who work toward socially plural, culturally inclusive and healthy communities that drive positive human interactions and acknowledge the diversity of human experience and creative expression.

The proposal is for a Master of Arts (M.A.) Degree in Native American Studies with a focus in ***Indigenous Leadership, Self-Determination and Sustainable Community Building***. This degree will be unique among tier one Universities in the United States in that its emphasis will be on community-based education for Indigenous leadership and sustainable community building. The degree program will use a multiple instruction approach where instruction will be face-to-face, Zoom, and on-line. No other Native American Studies graduate program in the country offers their curriculum through this multiple approach. UNM would be the first in the country to do so and will set us apart from peer institutions. We would also like to implement a BA/MA program based on a 3-2 model. We anticipate the 3-2 model to begin at some point within the first six years of the M.A. program.

By promoting the NAS offerings online, our MA program will reach out to potential Native Studies students in a capacity that is not offered by major neighboring universities, such as Arizona State University and the University of Arizona. Many students who would be interested in pursuing a Master's degree in NAS are working professionals with constrictive schedules, individuals with full-time family responsibilities, are fully immersed in remote communities, and/or are

geographically limited in other ways for various reasons (economic, traditional ties, housing, etc.). With our selection of online courses, we are able to better accommodate exceptional students who may study and serve their respective responsibilities at the same time. Without this option, these students would not be allowed the opportunity to further their studies. Pedagogically, NAS faculty members have often found that allowing students an online voice provides for more intensive interaction amongst students and with instructors. In this capacity, we are not limited to the time allotted for face-to-face meetings or are dominated by the more outspoken class members. By offering as many avenues of involvement as possible, the quality of our program will be an outstanding pillar across the nation.

Those students who opt to take online classes will be made fully aware of the time investment, scholastic commitment, and internet connectivity requirements of each course. Students must ensure that they have reliable access to the internet during *their* planned course working times via school campuses, libraries, tribal buildings, local businesses, or at home. The NAS faculty will build work into each course module that can be completed in relation to various student schedules. For example, the students will be given clear due dates for discussion postings and it will be up to each student to plan when they will complete their posts each week prior to the deadline. The first eleven alumni, and potential student MA recruits, to complete our NAS survey all indicated that they have reliable internet access at home. Furthermore, most of them indicated secondary access options at work or community centers and libraries.

How does the program fit within the unit's future plans?

Through community oriented curricular offerings and programs, faculty and students will develop action-based research to address complex social issues associated with Native American and other Indigenous communities such as social and economic inequities, self-determination, human rights and social transformation. Interdisciplinary in nature, the proposed M.A. programming, research and community engagement will emphasize cultural and community based learning that includes critical thinking, analytical skills, effective communication leadership and community building.

Arizona State University (ASU), a peer institution of the University of New Mexico, has recognized the importance of developing strong relations with Indigenous peoples. President Michael M. Crow stressed a commitment to American Indian tribes, and we hope the NAS M.A. degree program can help build UNM's commitment to Native peoples, communities, and nations in a similar way:

ASU continues to develop an impressive cohort of scholars engaged in American Indian cultural, social, educational, legal, and economic issues. We have built world-class programs in American Indian Studies, American Indian Legal Studies, and Indigenous conceptions of justice. Our work, however, is not complete. We must further enhance our capacity to leverage

place, transform society, conduct use-inspired research, enable student success, work across disciplines, integrate Indigenous knowledge and engage Indigenous issues globally. We are committed to providing access, retaining and graduating American Indian students in a climate that is welcoming and respectful of their languages and cultures. Foundational to these goals, we commit to creating an environment of success and possibility for American Indian students at ASU. We are dedicated to supporting tribal nations in achieving futures of their own making. We will partner with tribal nations to: address the ravages of paternalism; improve educational achievement of American Indian children, youth, and adults; create innovative and appropriate use and development of natural resources; conceptualize and implement responses to physical and mental health challenges; and build and strengthen leadership capacities to address challenges for Native nations in the 21st Century and beyond. And we will enhance and foster an environment of success and unlimited possibilities for American Indians at ASU.¹

The purpose of the NAS M.A. program at UNM is to provide the present and future leadership of Native communities and other Indigenous peoples with relevant leadership and research training and policy analysis that meet the highest academic and professional standards while reflecting the needs, circumstances, goals, and concerns of those communities and peoples.

This master's degree necessarily will have as its first area of focus the research and skill development needs of New Mexico tribal communities and tribal organizations. The next area of focus includes both rural and urban Native American populations with emphasis on a program of study, which provides relevant content and experiences for addressing the educational, research and community building needs of Native communities and organizations. Toward this aim, the development and implementation of the curriculum will take place in close consultation with an NAS Advisory Council drawn from New Mexico Indian tribes and organizations.

¹ <https://president.asu.edu/node/1547>
Native American Studies Advisory Council

Relevance of program offerings and external program support will rely heavily on regular consultation with an Indigenous Advisory Council drawn from New Mexico Indian nations and organizations and, when appropriate, from Indigenous populations elsewhere. This is envisioned as a group of approximately 5 persons with relevant experience and expertise who can provide regular consultation, advice, and guidance in the design and execution on Indigenous Community Building. It will include tribal leaders and ex-leaders, representatives of tribal colleges, representatives from Native-based organizations, and other persons who can lend expertise and wisdom to our efforts. Membership will be for a specified term and by invitation from the Dean of University College at the University of New Mexico.

How does the program fit within the UNM mission and strategic plan?

UNM has defined the mission and vision of the university through the UNM 2020 plan. Seven targeted goals outlined in the UNM 2020 plan are well-aligned with NAS's vision and mission. The seven goals include: 1. Become a destination university, 2. Prepare Lobos for lifelong success, 3. Promote institutional citizenship, 4. Enhance health and health equity in New Mexico, 5. Advance discovery and innovation, 6. Ensure financial integrity and strength, and 7. Advance and accelerate economic development.

NAS provides a range of academic resources for the student, the university community, and the larger Native American community. In keeping with the Memorandum of Understanding with New Mexico tribes, NAS is organized into three major components, which reflects the overall mission and vision of the University. The UNM 2020 goals served in NAS's components are delineated below:

Academic, Research, and Community Outreach

1. The Academic Component includes an extensive array of courses, internships, individual studies, and summer institutes. The course content is aligned with historical and contemporary issues affecting Native communities in New Mexico, nationally, and internationally. A primary goal of the academic component is to inspire and motivate NAS students toward careers and lifelong learning that address these issues in significant ways. This goal is directly aligned with UNM 2020 goals 2, 3, and indirectly aligned with goal 1. NAS promotes lifelong learning through its courses and provides opportunities for NAS students to participate in university life and activities to build their capacity to solve complex issues affecting Native communities of New Mexico and beyond. NAS is sought out by many researchers, faculty, students, and others as a source of important connections with Native students and communities, and in this respect, contributes to UNM's goal to become a destination university.

2. The Research Component is integrated into every NAS course and provides training and experience in doing research in a Native American context. The NAS student learning outcomes are directly tied to the development of research skills among our students. Research skills are highly valued as a way to contribute to Native communities in any field of study. The Research component also provides research opportunities and teaching assistantships to Native American students currently in graduate degree programs. Incorporated into the Research Component is the NAS library. This collection of materials (2,800 volumes) by and about Native Americans (books, journals, articles, research papers, video and audiotapes) including the highly prized Reno Collection, is available to students, the university community and the larger public community. The family of Philip Reno donated the Reno Collection to NAS. The collection consists of materials that Philip Reno utilized in his book, *Navajo Resources and Economic Development* (1988) University of New

Mexico Press. This component directly aligns with UNM 2020 goals 2, 5, and indirectly aligns with goals 1, 4, and 7. Research skills advance discovery and innovation by advancing knowledge and student learning. Research skills also prepare students for lifelong learning as these skills can be applied in any context and setting over time. Depending on the fields our students enter with their degree, their skills can contribute to health equity and economic development of their communities and beyond.

3. The Community Outreach component occurs through NAS in a variety of ways. One significant avenue community outreach is achieved is through NAS courses with their research focus on issues pertaining to tribal leadership, self-determination and economic development. Specialized courses, workshops and research are offered as necessary via NAS programming and activities based on main campus and branch campus system. This component aligns directly with UNM 2020 goals 1, 2, and 5, and is indirectly aligned with goals 3, 4, 6, and 7. The community focus of our mission and vision make NAS a destination program for the university. The partnerships and relationships we create and build with communities contribute to students' lifelong relationships and learning. Aligning our curriculum with current realities and issues of Native communities advances discovery and innovation by promoting research and teaching that is community-based, driven and collaborative.

How does the program fit with related offerings at UNM?

UNM has affiliated programs in the Community and Regional Planning program and Law School but they are not replications of the M.A. degree proposal NAS is submitting.

The NAS M.A. program will support leadership development and community education that fosters critical investigation, interpretation, and analysis, social justice, and social transformation of knowledge. The M.A. program will prepare students to be community engaged leaders who work toward socially plural, culturally inclusive and healthy communities that drive positive human interactions and acknowledge the diversity of human experience and creative expression. Students will learn to be researchers, critical thinkers, effective communicators, nations builders, and change agents of Native communities, organizations, and/or nations. Students will develop action-based research to address complex issues associated with Native communities such as social and economic inequities, human rights, self-determination, and social transformation. The M.A. at UNM will be a distinct program where the faculty will provide a conceptual understanding of leadership, both from a historical and contemporary viewpoint, leading to the advancement of self-determination in Native communities, organizations, and nations, and the sustaining of distinct peoples.

The Community and Regional planning program teaches students to be future planners and professionals with the knowledge and skills to support planning that is responsive to people and place. Their students create community-based plans,

programs, and policies that sustain and enhance their culture, resource base, built environment and economic vitality. A major difference between the community and regional planning program and the NAS M.A. program is it does not stress the importance of being effective and relevant researchers, critical thinkers, effective communicators, and nation builders. It does not have a strong leadership strand and this shows the sharp distinction between the two programs.

The Law school is design to educate and train students to be excellent lawyers who will serve local, state, tribal, national, and international communities. While Native nations and communities do need lawyers to help sustain a distinct way of life, the NAS M.A. program will educate students on how to be community engaged leaders in all areas including the law. The M.A. program will include an understanding of how the law impacts Native communities, organizations, and nations and will extend how students utilize critical analytical skills to help build their nations, organizations, and/or communities.

Assuming timely approval, what is the program development and implementation timeline?

The implementation timeline is the following:

Fall 2015 –Acquire preliminary approval; Submit full proposal

2016 & 2017—Obtain all UNM-related approvals including the Board of Regents; Obtain all state-related approvals; Develop marketing and recruitment plan

Fall 2017—Implement the marketing and recruitment plan

Spring 2018—Accept applications by February 1

Fall 2018—First group of student begin their studies

Describe the curriculum (including coursework and other degree requirements). Discuss any new courses and the impact of the curriculum on existing courses, including courses in other departments. (Draft catalog copy will be required for full proposal.)

Study Requirements: 30 credit hours for Master of Arts

A Master of Arts degree in Native American Studies will require successful completion of thirty (30) credit hours. Students must take eighteen (18) credit hours of the required core courses including a three credit hour foundation seminar course. An additional twelve (12) credit hours must be elected from the Indigenous Leadership, Self-Determination and Sustainable Community Building focus. These courses are chosen through advisement based on how well they may complement the students' program of study.

This M.A. degree will be a coursework only program concluding with the completion of NATV 590: Project of Excellence. The goal of NATV 590 is to demonstrate a student's accumulation of the theoretical foundation that warrants Native American Studies in the service of the academy that can be successfully applied to address a target topic or issue relevant to a particular Native community, inter/national audience or Native group or organization. Examples of works include a research paper, community-based project, and research service learning projects.

M.A. CORE COURSE REQUIREMENTS (18 CREDIT HOURS)

NATV 550	Indigenous Nations & Sustainable Communities Seminar	3 Hours
NATV 555	Native American Policy & Community Building	3 Hours
NATV 560	Research Method & Practice in Indigenous Scholarship	3 Hours
NATV 570	Indigenous Thought & Ethics	3 Hours
NATV 590	Project of Excellence	6 Hours

REQUIRED FOCUS (12 CREDIT HOURS)

In consultation with advisor, students will select a combination of twelve (12) credit hours of the following courses:

- NATV 402/502 Education, Power, and Indigenous Communities[^]
- NATV *423 Self-Determination and Indigenous Human Rights
- NATV 424/524 Principles of Leadership in Indigenous Contexts^{^^}
- NATV *445 Politics of Identity
- NATV 522 Indigenous Community Approaches in Restorative Justice^{^^}
- NATV 530 Gender & Indigenous Leadership ^{^^}
- NATV 535 Issues in Contemporary Native Leadership^{^^}
- NATV 540 Indigenous Economies, Sustainability, and Environmental Protection^{^^}

[^] Current courses that will be updated and revised for Masters (see attachments for course syllabi and form A)

^{^^} New courses that will be introduced (see attachments for course syllabi and form B)

*For undergraduate students with a minimum 3.5 overall GPA, up to 6 credit hours can be shared for both graduate and undergraduate credit with approval of the department's advisor.

All courses will be offered through the following approaches: online, Zoom, & face-to-face during the graduate program. We will only use two double-numbered courses (400/500) NATV 402/502 and NATV 424/524 and only two 400 level courses among our course options. NATV 402/502 is a relevant course to the M.A.

program as it examines how economic, political, and social power influences the education of Native youth. Education in Native communities is key to community building. NATV 424/524 will be an updated course that examines critical understanding of theoretical concepts and frameworks of leadership from a western and Native experience. The M.A. program emphasizes Native leadership. The two 400 level courses offer students relevant knowledge related to tribal enrollment, politics of identity, international human rights, and sustainable community building.

NOTE: The following courses may be petitioned for approval by NAS to substitute up to six (6) credit hours of appropriate 500 or above level UNM courses from the following related disciplines: American Studies, Anthropology, History, Community & Regional Planning, Language Literacy Sociocultural Studies, Public Administration, Sociology, and other interdisciplinary-related program.

AMST 552: Colonialism & Decolonization
AMST 552: Topics in Native American Studies
ANTH 532: Indigenous Peoples of South America
ANTH 578: Indigenous Mexico
CRP 503: Community-based Practice
CRP 534: Foundations of Indigenous Planning
CRP 539: Indigenous Space Place Mapping
CRP 540: Pueblo Design & Planning
CRP 541: Navajo Design & Planning
HIST 546: Native America to 1850
HIST 646: Native American Southwest
LAW 552 Federal Jurisdiction
LAW 554: Indian Water Law
LAW 579: Tribal Courts
LAW 582: Economic Development in Indian Country
LAW 584: Indian Law
LAW 628: Law of Indigenous Peoples
LLSS 551: History of American Indian Education
LLSS 554: Teaching the Native American Child
LLSS 560: Language & Education in Southwest Native American Communities
LLSS 564: Issues in American Indian Education
LLSS 570: Science & Native American Education
PADM 590: Topical Seminars
SOC 595: Special Topics in Sociology

DRAFT CATALOG COPY

Master of Arts in Native American Studies

The Master of Arts in the Native American Studies program is targeted to students holding a B.A. degree in Native American Studies, History, Anthropology, American Studies, Education, Sociology, or any interdisciplinary-related program. The

program prepares students for positions in tribal leadership, leadership of tribal organizations, leadership of community based organizations, positions related to educational outreach and training, social and cultural program development, policy development, and sustainable community building.

Admission Requirements

- Graduate application and fee
- Completed bachelor's degree
- Generally, applicants must have a minimum cumulative grade point average of 3.0 or its equivalent in their last two undergraduate years and in their major field. Students who do not meet the GPA requirement can be conditionally accepted provided they meet other requirements and have a successful first semester in the M.A. program. The NAS department will make this determination.
- One writing sample (between 10-15 pages double spaced) of original work that is academic, technical, professional, or artistic in nature
- Two recommendation letters
- Personal statement (3 to 5 pages) that addresses your educational goals, professional plans, interest in the M.A. program and background in Native American Studies or Indigenous communities

Advisement and Plan of Study

NAS M.A. students will meet with the NAS Academic Advisor at least once a semester. Students will create a degree plan by the start of the second semester. Students will be required to take the 18 credit hours of the NAS M.A. Core classes as well as pick 12 credit hours of coursework from the required focus that match their intended career path. NAS understands that some students may attend part-time 3-6 credit hours a semester and others may be full-time taking 9 credit hours a semester. NAS faculty will be available to mentor and to provide support to students in the NAS M.A. degree program.

Program Requirements

Students must complete a minimum of 30 credit hours within the following:

- Core Courses—18 credit hours—NATV 550 (Indigenous Nations and Sustainable Communities seminar), NATV 555 (Native American Policy & Community Building), NATV 560 (Research Method & Practice in Indigenous Scholarship), NATV 570 (Indigenous Thought & Ethics), and NATV 590 (Project of Excellence)
- Elective Focus—12 credit hours chosen from—NATV 402/502 (Education, Power, and Indigenous Communities), NATV *423 (Self-Determination and Indigenous Human Rights), NATV 424/524 (Principles of Leadership in Indigenous Contexts), NATV *445 (Politics of Identity), NATV 522

(Indigenous Community Approaches in Restorative Justice), and NATV 540 (Indigenous Economies, Sustainability, and Environmental Protection). Additional elective UNM courses of appropriate 500 or above level (up to 6 hours) may be petitioned for NAS approval from related disciplines such as American Studies, Anthropology, History, Community & Regional Planning, Language, Literacy, & Sociocultural Studies, Public Administration, Sociology, or an interdisciplinary-related program.

Prior to submission to the NMHED and NMGDC, include a brief statement regarding institution's priority and refer to documentation provided by Provost's Office (see section 9).

In the preliminary proposal approval letter, Gregory L. Heileman, Associate Provost for Curriculum, stated the proposed master's degree will provide a unique opportunity for graduate level education in Native American Studies for the State of New Mexico. (Attached to end of this document (Provost & HED notification))

2. Justification for the Program

Evidence of Need

The last three decades have seen a remarkable change in the governing and economic situations of Native communities. In the 1970's, the federal government moved to a policy of Self-Determination for Indian tribes. Although the federal policy intent was modest – to allow tribes to run federal Indian programs – assertive Native communities have used the opportunity opened by this policy to take dramatically increased control of their own affairs, realizing in practice much of the sovereignty long promised them in treaties, court decisions, and legislation. Added to these factors are the new and evolving challenges of global climate change and the specific associated issues, which directly affect Native communities environmentally, socially, economically and culturally.

Such assertions, however, have posed major leadership, management, and community challenges for Native communities. Confronted with many of the same institutional, strategic, and administrative problems faced by most contemporary societies, many of these communities also are trying to preserve distinctive cultural legacies, control and re-channel often destructive forces of change, and maintain a maximal degree of political autonomy within the often hostile political atmosphere of the contemporary United States, where tribal sovereignty has been recurrently under attack over the last half century. All too often, they face these complex tasks with only limited contemporary experience in sovereign government and meager informational and educational resources. Native American leaders often have to make momentous decisions without the benefit of the focused, customized educational experience that the leaders of other societies find readily available at leading educational institutions or through major executive education programs.

Tribal governments also typically lack access to the kinds of policy analyses that other governments regularly employ in making major policy decisions.

Tribal leaders in New Mexico and all across the country have often called for access to the kinds of sophisticated policy resources that have traditionally been part of the decision-making processes of non-Indian governments in the United States. The development of the current NAS program is a response to this need and to similar needs among Indigenous groups elsewhere in the world. The primary mission of the program is to be an educational resource, making available to Native communities a comprehensive and high quality masters level program of study designed specifically to meet the educational needs of Indigenous leadership and community building, and providing tribes, organizations, and other policymakers with research analysis in usable, accessible form. In addition, the NAS program aims to develop a body of theory, research and practice which is founded upon Indigenous thought, values, principles and research protocols. It also is intended to be a vehicle for supporting the work of New Mexico and Indian country educational institutions, in particular tribal colleges, through cooperative relationships, curriculum development, and the transfer of skills. The NAS M.A. Program's overall aim is to evolve an educational process for Indigenous community building, which flows from Indigenous based theory and practice. The goal of the UNM-NAS educational process is to make a long-lasting, relevant contribution to the effort of Indigenous communities to improve the community, economic and social well-being of their peoples and support their development of effective control of their own futures on their own terms. The UNM-NAS program will offer a distinct graduate program emphasizing leadership and sustainable community building no other Native American Studies graduate program currently offers.

Provide evidence of student demand

In our survey with 223 individuals conducted in the spring and summer of 2015, over 200 (98%) wanted us to develop a M.A. degree program. 220 individuals (99%) felt producing students with a M.A. degree in NAS would benefit Native and non-Native communities in New Mexico and beyond. In a previous survey conducted in 2013 with 70 individuals, 65 (93%) wanted a NAS M.A. degree program and 63 individuals (90%) felt producing students with a M.A. degree in NAS would benefit Native and non-Native communities in New Mexico and beyond. In addition to the surveys, over 200 students signed a petition supporting an NAS M.A. program and several schools, tribal leaders, and organizations have submitted letters of support (see attachments). Student and public demand is high for a M.A. degree in NAS at the University of New Mexico.

Provide evidence of demand for program graduates

We anticipate that an M.A. program will absorb several students in the NAS B.A. program for the first few years but as the program matures we anticipate student growth from across the country, the branch campuses, and regional states. We

anticipate 10 students entering the M.A. program for the first two years, 15 students in year three and four with a total of 20-30 students rotating in and out every two years. Within year five and six, we anticipate entering enrollment at 20 students with a total of 35-40 students overall in the program and a graduation rate of 15-20 students per year.

For full proposal, an in-depth needs assessment is required. Department of Labor statistics or surveys of likely employers are potential mechanisms for this.

US Department of Labor Estimates

The data was compiled from the US Department of Labor, Bureau of Labor Statistics, and Occupational Handbook for 2012-2022. These labor statistics displays changing employment from 2012 to 2022. Native American Studies alumni from 2006 to 2015 reported careers serving Indigenous communities in the following sectors: public relations specialist; arbitrators, mediators and conciliators; technical writers; education: training and development managers; and management analysts. We anticipate with an M.A. our graduates will find positions with tribes, organizations, and entities serving Native peoples and communities similar to the listing and in areas such community building.

Public Relations Specialist

Public Relations Specialists are liaisons between State, Federal and tribal government agencies to report out information to serve their communities on behalf of Indian Education, Economic development, Environment, Health, and numerous important issues. Some tribal nations also have their own newspapers.

Quick Facts: Public Relations Specialists	
2012 Median Pay	\$54,170 per year \$26.04 per hour
Entry-Level Education	Bachelor's degree
Work Experience in a Related Occupation	None
On-the-job Training	None
Number of Jobs, 2012	229,100
Job Outlook, 2012-22	12% (As fast as average)
Employment Change, 2012-22	27,400

Arbitrators, Mediators and Conciliators

NAS alumni found themselves in careers such as arbitrators, mediators and conciliators that these type of position are often addressing multiple issues because Federal or State agencies do not know policies related to Native communities. The

most common situations are educating the public about state, tribal, and federal laws, policies, acts, and statutes impacting Native communities.

Quick Facts: Arbitrators, Mediators, and Conciliators	
2012 Median Pay	\$61,280 per year \$29.46 per hour
Entry-Level Education	Bachelor's degree
Work Experience in a Related Occupation	Less than 5 years
On-the-job Training	Moderate-term on-the-job training
Number of Jobs, 2012	8,400
Job Outlook, 2012-22	10% (As fast as average)
Employment Change, 2012-22	900

Technical Writer

Technical writers communicate to governmental agencies, apply for grants, and develop critical policies within Native governments. Other career choices include global visibility of Indigenous-based education via published children's books or producing critical literacy among adults as well.

Quick Facts: Technical Writers	
2012 Median Pay	\$65,500 per year \$31.49 per hour
Entry-Level Education	Bachelor's degree
Work Experience in a Related Occupation	Less than 5 years
On-the-job Training	Short-term on-the-job training
Number of Jobs, 2012	49,500
Job Outlook, 2012-22	15% (Faster than average)
Employment Change, 2012-22	7,400

Education: Training and Development Managers

A high percentage of NAS alumni are in the education field working or serving in charter, public, tribal controlled, and Bureau of Indian Education schools. They work in various levels of education from educational assistant, Native American Language and culture teacher, to State certified teachers, athletic coaches, mentors, tutors, and managing multiple federal funds including partnerships with surrounding Native and non-Native communities.

Quick Facts: Training and Development Managers

Quick Facts: Training and Development Managers	
2012 Median Pay	\$95,400 per year \$45.86 per hour
Entry-Level Education	Bachelor's degree
Work Experience in a Related Occupation	5 years or more
On-the-job Training	None
Number of Jobs, 2012	28,600
Job Outlook, 2012-22	11% (As fast as average)
Employment Change, 2012-22	3,200

Management Analyst

A management analyst organizes and processes information for various agencies that deal with various levels such as the U.S. Environmental Protection Agency in relation to tribal water rights, political organizations, and non-governmental organizations such as the National Congress of American Indians. Some alumni have transitioned to law school or graduate school as well.

Quick Facts: Management Analysts	
2012 Median Pay	\$78,600 per year \$37.79 per hour
Entry-Level Education	Bachelor's degree
Work Experience in a Related Occupation	Less than 5 years
On-the-job Training	None
Number of Jobs, 2012	718,700
Job Outlook, 2012-22	19% (Faster than average)
Employment Change, 2012-22	133,800

Additional career choices include health related-areas such as individual family counseling programs, community food and housing programs, community health nurses, nutrition, and physical therapists. These career choices also lead into helping to improve health policies among Native communities and collaborating with the US Indian Health Service throughout the United States (See Attachments Full Proposal - Attached List of NM Department of Labor Statistics)

For full proposal, a discussion of the program's relationship to workforce development is also required.

A B.A. degree is an entry-level education for each occupation, higher-level degrees are essential to community building. Thus, the program provides workforce development for many employees in the federal government, tribes, tribal

organizations, non-governmental organizations, education-related, law-related, health-related, policy-related, and development-related fields. The federal government, tribes, tribal organizations, and non-governmental organizations are seeking individuals with graduate degrees to help with Indigenous community building. Our M.A. program will educate individuals who will help and lead Indigenous community building.

At other institutions such as Northern Arizona University, they started an online graduate certificate in Tribal Public Administration and they have partnered with Political Science to have it transfer into a Master's of Public Administration. They anticipate graduates will go on to work for their local communities in a similar fashion that Public Administration graduates work for municipalities, counties, state, etc. They also anticipate graduates will go on to graduate school in any social science field or law school.

At the University of Arizona, fourteen of their alumni entered their own American Indian Studies doctorate program and a few others went to law school. Most of their alumni are now faculty in various universities and colleges. Some of the M.A. alums are working for non-profit organizations, state and institutional museums, tribal colleges, and universities.

At the University of Oklahoma, their graduates find employment with tribes, public schools, non-profit organizations, research centers, and law firms. They also have a joint M.A.-J.D. initiative with the College of Law, so quite a few of their students entered the program and become attorneys. Some of their M.A. graduates choose to go onto to a doctorate/professional program such as English, Anthropology, Psychology, Education, and Law.

Include any other information as appropriate that will support evidence of need for the university, state, or region.

Attached to end of this document (Petitions)

Duplication

Identify, if any, similar programs offered at New Mexico public or private institutions of higher learning. Also identify comparable programs in other states through which New Mexico students have access via the WICHE professional student exchange or WICHE regional graduate program.

If similar programs are offered within the state, describe how the proposed program will meet needs that are currently not met by existing programs already being offered (e.g., programmatic considerations, geographic needs, economic development factors, student demand, etc.)

The UNM-NAS program is the only program of its kind in the State. There is no

graduate level degree in NAS at any other university or college program in the State of New Mexico. There are no conflicts with other program offerings in the university.

The Native American Studies department at UNM would recommend for the Dean of University College to submit a nomination to add UNM-NAS Master of Arts degree program to the WICHE list to encourage students in the Western Regional Graduate Program (WRGP) to apply to the UNM NAS Master of Arts degree program once the graduate program is available.

Only one Native American Studies graduate program is listed on WICHE, American Indian Studies at Arizona State University. No other peer institution or similar graduate program is listed. The American Indian Studies graduate program is a traditional graduate program with only face-to-face classes and offers two concentrations distinct from UNM-NAS. The graduate program we are proposing is not the same at Arizona State University due to our multiple pedagogical approach, content, and focus.

For full proposal, data must be provided for each program within the state for three consecutive years of number of students admitted, number of degrees awarded, and current capacity to support justification of need for proposed program.

N/A—no similar programs exist in the state.

For full proposal, attach statements from representatives of existing programs in the state or from WICHE institutions regarding their position on the proposed program, if available.

N/A—no similar programs exist in the state

3. Inter-institutional Collaboration and Cooperation

If applicable, describe opportunities for collaborative relationships with other institutions for shared instruction, faculty arrangements, or student experiences. For full proposal, outline specific details of any planned collaborative relationships with other institutions and provide supporting documentation if available. Address the governance structure for the collaboration in Section 9.

No other institution in New Mexico has a Native American Studies program or department but the opportunity for those institutions to collaborate and work with our department is good. With support letters from New Mexico State University, Western New Mexico University, Eastern New Mexico University, Central New Mexico Community College, San Juan College, Southwestern Indian Polytechnic

Institute, Navajo Technical University, and Diné College, our department will collaborate and bring in students for the graduate program.

Native American Studies will also collaborate with community partners to identify areas of research that will build community capacity, provide support for policy initiatives, increase health and food security, and build stronger and more diverse local economies. Possible research collaborators are the Nation Nations Institute—Udall Center for Policy Development at University of Arizona, The University of New Mexico Law School, American Indian Law Center, Inc., New Mexico Department of Indian Affairs, Diné Policy Institute, Indigenous Leadership Institute at Santa Fe Indian School, and specific tribal entities.

NAS will provide best practices expertise (i.e., empirical, theoretical, methodological) and consulting to researchers in community education and social sciences seeking to incorporate Indigenous perspectives and an understanding of the dynamics of Indigenous leadership into their studies. We will provide expertise and consulting community members and policy-makers at the federal, tribal, state, county and municipal levels for measuring (assessing) and ameliorating (addressing) social and cultural disparities; create successful research partnerships between the university and surrounding local and national communities. We will create conferences that convene researcher, scholars, community for capacity building toward promising practices on Indigenous leadership development and building sustainable Indigenous communities.

NAS will also foster an institutional context for ongoing scholarly conversations about the empirical, theoretical and methodological understanding and empirical study of "race;" hold regular lecture series, symposium, that reach out beyond academia to include tribal leaders, tribal community members, Indigenous scholars, policy makers, stakeholders, and community based organizations.

NAS will mentor graduate students in their graduate research in their career development; build the next generation of scholarship on Indigenous leadership and building sustainable Indigenous communities. We will nurture research agendas of UNM faculty as they relate to mapping racial disparities and promoting equity and social justice community viability, education, law, health and criminal justice as they relate to Indigenous populations with a particular focus on New Mexico.

4. Clientele and Projected Enrollments

Clientele

Describe the population of students that will be recruited for the program.

The target audience for the M.A. Degree includes both mid-career professionals and recent Bachelor degree graduates who may be either enrolled part-time or full-time who is working or anticipates working for a Native community, in a supra tribal program or federal agency, or in an Indian Country Non-Governmental Organization. The primary clientele the UNM-NAS Master of Arts degree program will mainly come from UNM or other students from within New Mexico. Secondly, it will serve students out of the state of New Mexico who seek a Master of Arts degree in Native American Studies.

Describe the admission requirements for the program.

The NAS M.A. degree will require the following admission standards: (1) graduate application and fee, (2) generally, applicants must have a minimum cumulative grade point average of 3.0 or its equivalent in their last two undergraduate years and in their major field and must hold a Bachelor's degree (requests for conditional admission is allowed and determined by the NAS faculty), (3) one writing sample (between 10-15 pages double spaced) of original work that is academic, technical, professional, or artistic in nature, (4) two recommendation letters, and (5) a personal statement (3 to 5 pages) which addresses student's educational goals, professional plans, interest in the M.A. program and background in Native American Studies or Indigenous communities. A graduate committee of three faculty members will review each application and recommend admission. The number of students the program can accommodate in a given two-year cycle will also be a factor. Another primary factor for graduate admission will be identifying a faculty member whose expertise matches the interests of an applicant and who is willing to mentor the student.

Potential application and enrollment has been evaluated based on statistics for a similar program at ASU. ASU gets about twenty applications per year and they have accepted on average between ten and fifteen students. They are in their fourth cohort (11, 11, 10, and 13). Some of their students were admitted but decided not to come. The first cohort was mostly recent ASU graduates and the American Indian Studies undergraduate program. Since that time, an equal number of their students come from their graduates and out of state. On average, most of their students take an extra semester to graduate so two and half years. The minimum grade point average of the students is 3.0 with a few exceptions but they consider their experience, writing, and focus. They have admitted a few students on probation status.

At the University of Oklahoma, they have a number of their students graduate from their bachelor's program and matriculate into their Master's program. They also get students from other undergraduate programs on campus such as Anthropology, English, Business, and History. About half of their students come from other institutions and states such as Texas, California, Colorado, Arizona, New Mexico, South Dakota, and Wisconsin.

Indicate how you plan to recruit students. For full proposal, demonstrate how recruitment plan addresses underrepresented student populations within the state and contributes to preparing a diverse workforce.

Recruitment of students will be via print and online media, college and graduate school fairs, community outreach, undergraduate program, community presentations, etc. We anticipate for the first six years of the graduate program to meet the goal of 10 students in the first two years, 15 students in years three and four, and by year five and six 20 students.

Projected Enrollment

Provide a five-year projection of enrollments. For full proposal, detailed tables of enrollment projections are required and should include new student headcount, returning student headcount, the number of students expected to enroll full-time and part-time, and the total number of student credit hours expected to be generated for the first five years. A description of the methodology used to arrive at these projections should also be provided.

Alumni in the NAS Bachelor of Arts and minor degree program have already reached over 200 students, with an anticipated additional 100 new students enrolling in the undergraduate program over the next three years as a result of the development of on-line and Zoom course capacities. The growth and demand for the program along with student demand for the graduate program are the compelling reasons for this proposal.

For first six years of the graduate program, we anticipate 10-20 graduate students per year utilizing Zoom and on-line course capacities.

YR	Headcount New FT	New PT	Return FT	Return PT	FT E	Credit Hrs New FT	New PT	Return FT	Return PT	Total
1	10	0	10	0	10	150	0	0	0	150
2	10	0	20	0	20	300	0	300	0	600
3	15	0	25	0	25	375	0	375	0	750
4	15	0	30	0	30	450	0	450	0	900
5	20	0	35	0	35	525	0	525	0	1050
6	20	0	40	0	40	600	0	600	0	1200

5. Institutional Readiness for the Program

How many faculty are necessary for program delivery?

How will this program affect the workload of current faculty and support staff? Will additional faculty or staff be required? What is the cost?

Degree program	Faculty	Current Course Load
B.A.	A – Full line	4-5 courses per year
B.A.	B – Full line	4-5 courses per year
B.A.	C – Full line	4-5 courses per year
B.A.	D – Full line	4-5 courses per year
B.A.	E – Half line	2 courses per year
B.A.	F – 30%	2 courses per year

There are currently 4 full-time faculty, 1 half-time appointment, and one-third appointment director. We will have no adjunct faculty starting Fall 2016. This number of faculty is able to cover the undergraduate course load, which ranges between 10-12 sections of courses per semester. The B.A. program will offer online courses leading to an online degree starting in Fall 2017.

We would also like to implement a BA/MA program based on a 3-2 model. We anticipate the 3-2 model to begin at some point within the first six years of the M.A. program. The MBA program at UNM has implemented such a model. For the first three years of university studies, the student pursues an undergraduate degree and during the second semester of the junior year, the student applies for admission in the M.A. program. The student is expected to meet regular M.A. admission requirements. Once admitted to the 3-2 BA/MA program, students will complete 15 hours of M.A. courses during the senior year. In the fifth year, the student will be admitted to graduate status for the M.A. program and complete the remaining 15 hours left of the graduate degree program. Students will need to meet with a college advisor to ensure timely progress to graduation. Once in the stages of applying to the 3-2 program, students will need to complete a 3-2 supplemental application and checklist. This form will require signatures from the graduate advisor and the student. The form will be included with the 3-2 admission application.

To accommodate both the B.A. and M.A. program, we will need to add three-additional faculty (2 full-time tenure/tenure-track faculty & 1 lecturer). We will request and pursue additional funds to ensure the additional faculty is met. The M.A. program will admit 20 students by year five and six. Two full-time faculty will teach 2 sections of required M.A. courses to 10-15 admitted M.A. students (plus additional students from other departments who enroll, when applicable) each semester. The intent is for the M.A. students to take courses as a cohort, thus these courses will be held online or through Zoom, with some adaptations for face-to-face meetings. The lecturer will primarily teach the B.A. courses as we move online and as current faculty begin to teach sections of graduate level courses for the M.A. degree.

The cost for the two full-time faculty positions will range from \$65,000 to \$70,000 plus fringe benefits and the lecturer position will range from \$50,000-\$55,000 plus benefits.

Will any GA/TA positions be used to assist graduate faculty in the program?

NAS has no GA position currently but we would like to increase to 2-3 GA/TA positions to support teaching faculty and research programs in the M.A. program by year six.

What faculty and staff development services will be needed?

Faculty will need development in creating and sustaining online and Zoom courses for the M.A. program. NAS will work with New Media and Extended Learning for support.

What technology, media, equipment and instructional supplies are needed to support the program's intended outcomes? Are these resources available? What is the estimated cost?

NAS will need technological, media, equipment, and instructional support for delivering the online courses for the M.A. degree and through other distance learning modalities. We estimate the cost for purchasing such technology (computers) and equipment to come to \$20,000. Costs thereafter will depend on the state of the equipment and any needed upgrades.

Are there any needs for additional or renovated space?

Currently, only five faculty offices are located on the third floor of Mesa Vista Hall. Additional space includes offices and classrooms located on the third floor but the Global Education Office is the current occupant. Initially, Native American Studies was assigned those offices and classrooms. If NAS is to maintain current location, we will need those offices and classrooms returned.

What, if any, existing external facilities will be used? For full proposal, discuss any agreements that have been or will be entered into for use of the facility.

N/A

6. Projected Cost of the Program

Provide a six-year projection of program costs including the new costs for program start up and recurring costs to sustain the program including any new costs identified in Sections 5 or 7.

The current growth and demand for NAS courses is reaching the maximum carrying capacity of the faculty and program. Further growth and capacity can be facilitated through an increase in faculty and staff lines and program development monies. As the program grows we do project the need for recurring appropriation for the

augmentation of faculty, staff, and program development. We cannot afford future budget cuts and we will request additional internal funding after the M.A. program's implementation.

If applicable, describe anticipated sources of new revenue required for the program.

Sources of new revenue for the NAS M.A. degree may include external grant sources, Kellogg Foundation, and funding from the New Mexico State Legislature.

Provide a rationale for any course fees or other expenses (in addition to tuition) that students will be expected to cover.

NAS students will pay an online class fee of \$100 per course. These fees will apply to all courses within the B.A./M.A. program. Online fees cover incremental costs of online course delivery including some related technology, faculty training, and support staff dedicated to online course support. Students will also pay a class fee of \$200 per course for field trips. The M.A. program focuses on leadership, self-determination, and sustainable community building. Instructors and students will at times visit Native Nations, communities, and organizations to learn and understand how the knowledge, theories, and research methods apply to these entities.

Part of the planning process will involve specification of costs and the development of a plan for seed funding and long-term funding of the program surpassing tuition revenue. The likely sources are standard ones: state legislative, foundations, corporations, and possibly federal funds.

For full proposal, a detailed six-year program budget is required outlining program costs and anticipated state support based on the state funding formula and other areas of support.

Six-Year Projection Budget

These projections are over and above NAS FY 2015-2016 budget of \$385,864.

We project for the first six years of the program based on current costs. The university will review for the next couple of years each department, program, and the entire university to prioritize an efficient and productive university. This will impact how Native American Studies will delivery both the undergraduate and graduate program. The budget scenario is provided in the table below. We project Native American Studies to have a positive budget projection where all expenses will be covered with tuition generated, B.A. online degree, and other external sources.

ESTIMATED	Year 1	Year 2	Year 3
-----------	--------	--------	--------

REVENUES						
	Existing	New	Existing	New	Existing	New
Projected University I&G or Tuition	407,923	0	407,923	0	407,923	0
External Grants and Contracts	24,963	0	24,963	0	24,963	0
Other	0	2000	2000	2000	2000	2000
TOTAL REVENUE	434,886		436,886		436,886	
ESTIMATED EXPENSES						
	Year 1		Year 2		Year 3	
	Existing	New	Existing	New	Existing	New
Salaries and/or benefits (Faculty & Staff)	407,923	0	407,923	50,000	457,923	0
Learning Resources	2,400	0	2,400	0	2,400	0
Equipment	2,000	0	2,000	0	2,000	0
Facilities & modifications	0	0	0	0	0	0
Other	22,563	0	22,563	8,333	30,896	0
TOTAL EXPENSES	434,886		493,219		493,219	
DIFFERENCE (Rev.-Exp.)	0		-56,333		-54,333	
ESTIMATED IMPACT OF NEW PROGRAM						
	Year 1		Year 2		Year 3	
FTE Enrollment	10		20		25	
Projected Annual Credits Generated	150		300		375	
Tuition Generated	35,356.80		70,713.60		88,392.00	

Total (1st 3 years): \$ 194,462.40

ESTIMATED REVENUES						
	Year 4		Year 5		Year 6	
	Existing	New	Existing	New	Existing	New
Projected University I&G or Tuition	407,923	0	407,923	0	407,923	0
External Grants and Contracts	24,963	0	24,963	0	24,963	0
Other	6000	2000	8000	2000	10,000	2000
TOTAL REVENUE	440,886		442,886		444,886	

ESTIMATED EXPENSES	Year 4		Year 5		Year 6	
	Existing	New	Existing	New	Existing	New
Salaries and/or benefits (Faculty & Staff)	457,923	65,000	522,923	0	522,923	65,000
Learning Resources	2,400	0	2,400	0	2,400	0
Equipment	2,000	0	2,000	0	2,000	0
Facilities & modifications	0	1,000	1,000	0	1,000	0
Other	30,896	8,333	39,229	0	39,229	8,333
TOTAL EXPENSES	567,552		567,552		640,885	
DIFFERENCE (Rev.-Exp.)	-126,666		-124,666		-195,999	
ESTIMATED IMPACT OF NEW PROGRAM	Year 4		Year 5		Year 6	
FTE Enrollment	30		35		40	
Projected Annual Credits Generated	450		525		600	
Tuition Generated	106,070.40		123,748.40		141,427.20	

Total (2nd 3 years): \$ 371,246.40 Total (All 6 years): \$565,708.80

Estimated program costs include salary for full-time faculty, learning resources, technology equipment, administrative support, and program development. We will collaborate with other UNM entities and programs to prevent duplication of efforts and funds. Costs not considered include administrative support outside of University College.

Some key assumptions underlying the budget scenarios include:

- Sections taught and average enrollments are based on courses in the B.A. program
- Full-time faculty teach an average of 5 courses per year (2/3 load)
- NAS will start an online B.A. degree in Fall 2017. At this time, we do not know what the tuition generated will be for the department yet. We anticipate the funds from the online program will help the department's existing budget and the M.A. program.
- All salary cost projections do not include indirect costs (benefits)
- Three graduate assistants by year six
- One lecturer, Two tenure-track faculty by year six

- Enrollment level for first two years of the M.A. program is ten students each, with fifteen each in years three and four, and twenty students each in years five and six
- No inflation assumptions are incorporated into costs or funds
- External sources of funding from the New Mexico State Legislature, grants, and other entities is not included in the budget forecast but we anticipate the department will apply and pursue such initiatives
- At the end of the six year projection, all expenses for the graduate program will be covered with tuition generated, the online B.A. degree, and other external sources

7. Quality of the Program

Describe the qualifications of the faculty and how the expertise and experience will contribute to the quality of the program.

Faculty and their areas of expertise

Faculty	Tribal affiliation	Areas of expertise	FT/PT status with NAS - % with NAS
Full/Associate Professor			
Gregory A. Cajete, Director of Native American Studies	Santa Clara Pueblo	American Indian Education – Science, Indigenous Epistemology, Creating Sustainable Indigenous Communities.	PT (joint appointment with College of Education – Language, Literacy and Sociocultural Studies); 30%
Tiffany S. Lee, Associate Director of Native American Studies	Diné and Lakota	Indigenous education, educational self-determination, and language socialization experiences.	FT 100%
Lloyd L. Lee	Diné	American Indian identity, masculinities, philosophies, leadership, and nation building	FT 100%

Assistant Professor			
Robin Minthorn	Kiowa, Apache, Nez Perce, Umatilla and Assiniboine	Indigenous Higher Education, Indigenous Leadership (women, college students, intergenerational), and	PT (joint appointment with College of Education – Educational Leadership); 50%

Leola Tsinnajinnie	Diné and Filipino	International Indigenous Community-based education and leadership Indigenous Education, Decolonization, and Nation Building	FT 100%
Wendy S. Greyeyes	Diné	Political Sociology, Organizational Analysis, American Indian Education, and Nation Building	FT 100%

Show how the proposed admission standards (identified in Section 1) compare with those of other institutions offering a similar program.

The NAS M.A. degree will require the following admission standards: (1) graduate application and fee, (2) generally, applicant must have a cumulative grade point average of at least 3.0 and above in their last two undergraduate years and in their major field and must hold a B.A. degree, (3) one writing sample (between 10-15 pages double spaced) of original work that is academic, technical, professional, or artistic in nature, (4) two recommendation letters, and (5) a personal statement (3 to 5 pages) including your educational goals, professional plans, your interest in our M.A. program and your background in Native American Studies or Indigenous communities. A graduate committee of three faculty members will review each application and recommend admission. The number of students the program can accommodate in a given two-year cycle will also be a factor.

In comparison to other institutions offering a similar program, it is comparable such as the American Indian Studies program at ASU requires a graduate application, bachelor's or graduate degree, and TOEFL score from any applicant whose native language is not English and at the University of Oklahoma they require transcripts on undergraduate/graduate coursework, GRE aptitude test, three letters of recommendation, and TOEFL score from any applicant whose native language is not English.

What instructional model(s) will be used in presenting the program? What types of technology will be used for delivery of instruction?

Content will be delivered primarily via online and Zoom, followed by face-to-face using a modified schedule. Technology requirements include computers and video broadcast capabilities (through Zoom).

By promoting the NAS offerings online, our MA program will reach out to potential Native Studies students in a capacity that is not offered by major neighboring universities, such as Arizona State University and the University of Arizona. Many students who would be interested in pursuing a Master's degree in NAS are working professionals with constrictive schedules, individuals with full-time family responsibilities, are fully immersed in remote communities, and/or are geographically limited in other ways for various reasons (economic, traditional ties, housing, etc.). With our selection of online courses, we are able to better accommodate exceptional students who may study and serve their respective responsibilities at the same time. Without this option, these students would not be allowed the opportunity to further their studies. Pedagogically, NAS faculty members have often found that allowing students an online voice provides for more intensive interaction amongst students and with instructors. In this capacity, we are not limited to the time allotted for face-to-face meetings or are dominated by the more outspoken class members. By offering as many avenues of involvement as possible, the quality of our program will be an outstanding pillar across the nation.

Those students who opt to take online classes will be made fully aware of the time investment, scholastic commitment, and internet connectivity requirements of each course. Students must ensure that they have reliable access to the internet during *their* planned course working times via school campuses, libraries, tribal buildings, local businesses, or at home. The NAS faculty will build work into each course module that can be completed in relation to various student schedules. For example, the students will be given clear due dates for discussion postings and it will be up to each student to plan when they will complete their posts each week prior to the deadline. The first eleven alumni, and potential student MA recruits, to complete our NAS survey all indicated that they have reliable internet access at home. Furthermore, most of them indicated secondary access options at work or community centers and libraries.

What types of opportunities for experiences outside of the classroom will be available to students and utilized in the program (e.g., internships, service learning projects, research-based service learning).

Native American Studies currently offers service-learning courses that will be modified to teach at the graduate level. These courses will be among the elective options for the M.A. students. Additionally, NAS will seek funds to operate a highly selective internship program for NAS graduate students in self-determination and leadership through New Mexico State Government, tribal governments, tribal organizations, school, and community programs.

The potential of this program to contribute to future Indigenous leadership is readily apparent. These individuals gain invaluable experiences by actually working with tribes on real issues. They typically work on Indian-related issues but see them from the "other side," so to speak: that is, from within the federal and state structure. The program will need to recruit for sufficient numbers to make it cost effective. It

would be a full three months in duration and would contain an educational element designed to prepare these individuals to make the most of their state government experience and to take from that experience useable lessons that can be applied in Indian country.

What student support services are likely to be needed and to what extent (tutoring, library, IT, advising, etc.)? What is the estimated cost?

No additional student support services are anticipated beyond those already provided for NAS students.

What student support will be needed (GA & TA positions, scholarships, internships, etc.)?

We anticipate offering GA/TA positions to support research initiatives and teaching in both the B.A. and M.A. programs: 1 position by year 2 of the program, 2 positions by year 4, and 3 positions by year 6. NAS M.A. degree students would be encouraged to apply for a department scholarship through NAS. We would encourage students to submit the appropriate Free Application for Federal Student Aid (FAFSA), to apply for funding from the UNM American Indian Student Services (AISS) department, tribal scholarship funding, and other outside scholarship entities that fund both part-time and full-time degree seeking students. Students would also be encouraged to look into additional resources from the UNM Scholarship Office, Office of Graduate Studies (OGS), the Graduate Resource Center (GRC), and the Institute for American Indian Research (IFAIR).

NAS has currently existing partnerships for internship opportunities with the following entities: Native American Community Academy (NACA), Indian Pueblo Cultural Center (IPCC), Native Health Initiative (NHI), Center for Native American Health (CNAH), and the New Mexico State Legislature. NAS plans to develop more defined internship opportunities in the future.

What are the expected student learning outcomes for the program? What will the students know and what will they be able to do when they complete this program?

The expected student learning outcomes of the graduate program include the following:

1. Students will acquire an understanding of leadership and how to address current challenges across Indigenous communities.
2. Students will develop the skills necessary to contribute to the sustainability of healthy Native communities.
3. Students will demonstrate a practical and theoretical grounding in Indigenous community building.

How will the program's learning outcomes be measured? For full proposal, also describe any final integrating experiences in the program that will be used to assure graduates have acquired the knowledge and skills expected for the degree/certificate awarded.

The three Student Learning Outcomes will be fully evaluated at the completion of year two of the implementation of the MA degree. However, assessment activities (data collection and reflection) will begin throughout year one. Measurements of the outcomes will be based upon student performances in the course requirements of NATV 550, 560, and 590. For detailed information, please see the Assessment Plan in Additional Information.

In respect to measuring the outcomes at the exit level, all students must present their Final Project of Excellence (completed in 590) to Native American Studies faculty in a formal presentation as well as to community members in a Symposium. Students will also evaluate their learning opportunities and how they took advantage of those learning opportunities by addressing each outcome in their Projects. Community members will also have the opportunity to evaluate how well students demonstrate these outcomes. These evaluations will be considered an indirect measure in the assessment report.

Prior to submission to the NMHED and NMGDC, the proposal should state that UNM is institutionally accredited by the Higher Learning Commission of the North Central Association and has approval to offer any degree program appropriate to UNM's mission.

If applicable, describe any accreditation issues, including the following:

Will accreditation be sought for the program? If so, describe the process and expenses involved.

How does the program affect any existing accreditation and licensure requirements?

N/A—there are no existing accreditation and licensure requirements.

8. Assessment of Operations and Impact

In addition to student learning outcomes, what other measures to evaluate program effectiveness are contemplated?

The Native American Studies department is in University College and reports directly to Kate Krause, Dean of the College. Assessments will be based on appropriately for a graduate level program including community through a research symposium.

For full proposal, a long-range plan (at least 5 years) for program assessment and evaluation must be included.

In addition to the table below, please see Assessment Plan in Additional Information under Formal needs assessment.

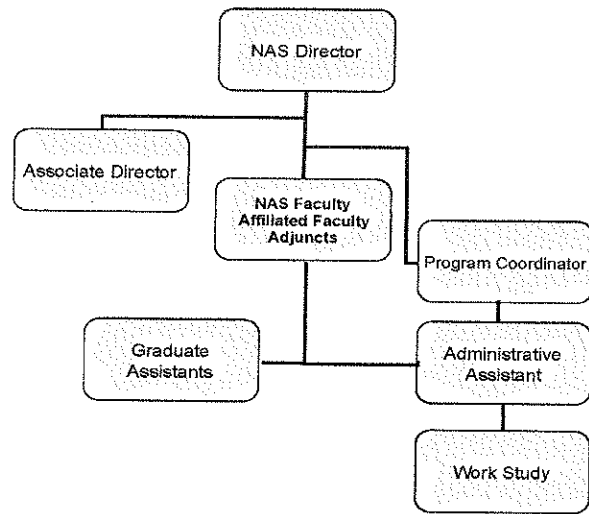
Measurement of Student Learning Outcomes

Outcome	Direct Measures	Indirect Measures	Years
1. Leadership & Challenges	Final assignments in 550 & 590 by NAS Faculty	Student self-evaluations in 590 Community evaluations at 590 Symposium	1-5 for 550 2-5 for 590
2. Sustainability & Healthy Communities	Final assignments in 550 & 590 by NAS Faculty	Student self-evaluations in 590 Community evaluations at 590 Symposium	1-5 for 550 2-5 for 590
3. Indigenous Community Building	Final assignments in 550, 560, & 590 by NAS Faculty	Student self-evaluations in 590 Community evaluations at 590 Symposium	1-5 for 550 & 560 2-5 for 590

9. Administrative Responsibility for the Program and Institutional Commitment

What is the proposed governance structure of the program? For full proposal, a thorough discussion is especially important for interdepartmental and intercollegiate programs or when entering into collaborative agreements with other institutions.

Native American Studies is currently housed in University College and reports directly to Kate Krause, Dean of University College. We expect to maintain this line of responsibility as a graduate degree-granting program. The following organizational chart shows the governance structure of the program:



Prior to submission to the NMHED and NMGCD, documentation outlining the institution's priority for the proposed program should be obtained from the Provost's Office to include with the proposal.

10. Additional Information

For preliminary proposal, provide any additional information needed to make the case for development of a full proposal. For full proposal, provide any additional information to support the request for the proposed degree program.

Native American Studies—Alumni Spotlight:

1. <http://news.unm.edu/news/a-unm-alumna-president-obama-and-the-last-frontier>

11. Attachments full proposal only

Department of Labor documentation, if applicable

Professional Title	Employment	Wage	Annual
Lawyers	603,310	\$64.17	\$133,470
Individual and Family Services	305,850	\$17.90	\$37,230
Local Government (OES Designation)	234,640	\$23.75	\$49,390

State Government (OES Designation)	221,700	\$22.93	\$47,700
Elementary and Secondary Schools	189,590	\$28.86	\$60,020
Outpatient Care Centers	126,580	\$19.92	\$41,430
Community Food and Housing, and Emergency and Other Relief Services	45,200	\$16.27	\$33,830
Other Residential Care Facilities	40,920	\$16.47	\$34,260
Religious Organizations	46,380	\$20.70	\$43,050
Vocational Rehabilitation Services	75,000	\$16.26	\$33,820
Individual and Family Services	305,850	\$17.90	\$37,230
Federal Executive Branch (OES Designation)	19,550	\$35.48	\$73,790
Elementary and Secondary Schools	189,590	\$28.86	\$60,020
History Teachers, Postsecondary	23,640	*N/A reported only	\$73,720
		annual bases	

Source: United States Department of Labor, Bureau of Labor Statistics website: http://www.bls.gov/oes/current/oes_NM.htm#25-0000

Formal needs assessment

Template
Academic Program
Plan for Assessment of Student Learning Outcomes
The University of New Mexico

A. College, Department and Date

1. College: *University College*
2. Department: *Native American Studies*
3. Date: *November 16, 2015*

**MEMORANDUM TO ADVANCE
COMMITTEE AGENDA ITEM TO
THE BOARD OF REGENTS
THE UNIVERSITY OF NEW MEXICO**

DATE: March 29, 2017
TO: David W. Harris, EVP for Administration, COO & CFO
FROM: Chris Vallejos, AVP Institutional Support Services
RE: Requested Approval

RECOMMENDED ACTION:

Recommend to the Board of Regents Finance and Facilities Committee the following:

1. Request for Project Approval for UNM Taos – STEMH Technical Career Center Phase II

Please see attached summary.

cc: Lisa Marbury, Executive Director, Institutional Support Services
R. Henrard, A. Coburn, C. Martinez, L. Chance, E. Schwaner, S. Rodgers – PDC

**REQUEST FOR CAPITAL PROJECT APPROVAL for
UNM TOAS - STEMH TECHNICAL CAREER CENTER Phase II
UNIVERSITY OF NEW MEXICO
April 11, 2017**

REQUESTED ACTION:

In accordance with Section 7.12 of the Board of Regents Policy Manual and as required by the New Mexico Higher Education Department and New Mexico State Board of Finance, project approval is requested for **STEMH Technical Career Center Phase II – Klauer Campus - Taos, New Mexico.**

PROJECT DESCRIPTION:

This project is located on UNM Klauer Campus in Taos, New Mexico. The project will fully plan, design, provide site prep, construct, equip, and furnish a 10,029 gross square foot single story addition to the existing 3,995 gross square foot Career Tech Center and will expand the Klauer campus offerings in Biology (non-health sciences), Geology, Mathematics and Statistics, Environmental Sciences, Earth and Planetary Sciences, Astronomy, and Technology. The new space will allow for a Multi-Use Study Space, Math Learning Lab, and Faculty/Staff offices. In addition, the space will house laboratories for both physical and biological sciences. Also included will be the existing classroom spaces for Computer Sciences. The building is designed to complement the existing architecture of the Klauer Campus while providing functionality and flexibility.

PROJECT RATIONALE:

UNM-Taos enrollment in STEM courses has increased 43.5% over the last ten years. An overall objective of the STEM Center is to improve STEM degree attainment for students inclusive of underprepared students. The development of the STEM Center enables UNM-Taos to address the mission while transforming the institution to better serve students by way of the following: the development of academic support programs geared at supporting STEM, the infusion of high-impact practices, the transformation of our academic support systems, and development of STEM faculty and staff. The dedicated square footage will include a Mathematics Learning Lab, current technology, and professional learning support initiatives such as peer and professional tutoring. Mathematics faculty will be co-located with the Math Learning Lab, so students have direct access to faculty support. The STEM Center will also provide much-needed space for STEM collaborative events such as professional development in STEM areas and working spaces (display-common areas) for STEM for instructional usage, faculty development, and community and secondary school outreach.

With this project approval critical programmatic goals will be met, including the required upgrade in laboratory offerings to ensure that STEM classes are indeed transferable as students' transition to an upper division at 4-year institutions.

FUNDING:

The total estimated Project Budget is \$4,890,000:

- \$4,000,000 is funded from GOB 2016
- \$800,000 is funded from Taos EGRT Account
- \$90,000 is funded from STB 2015



**EXISTING
BUILDING**

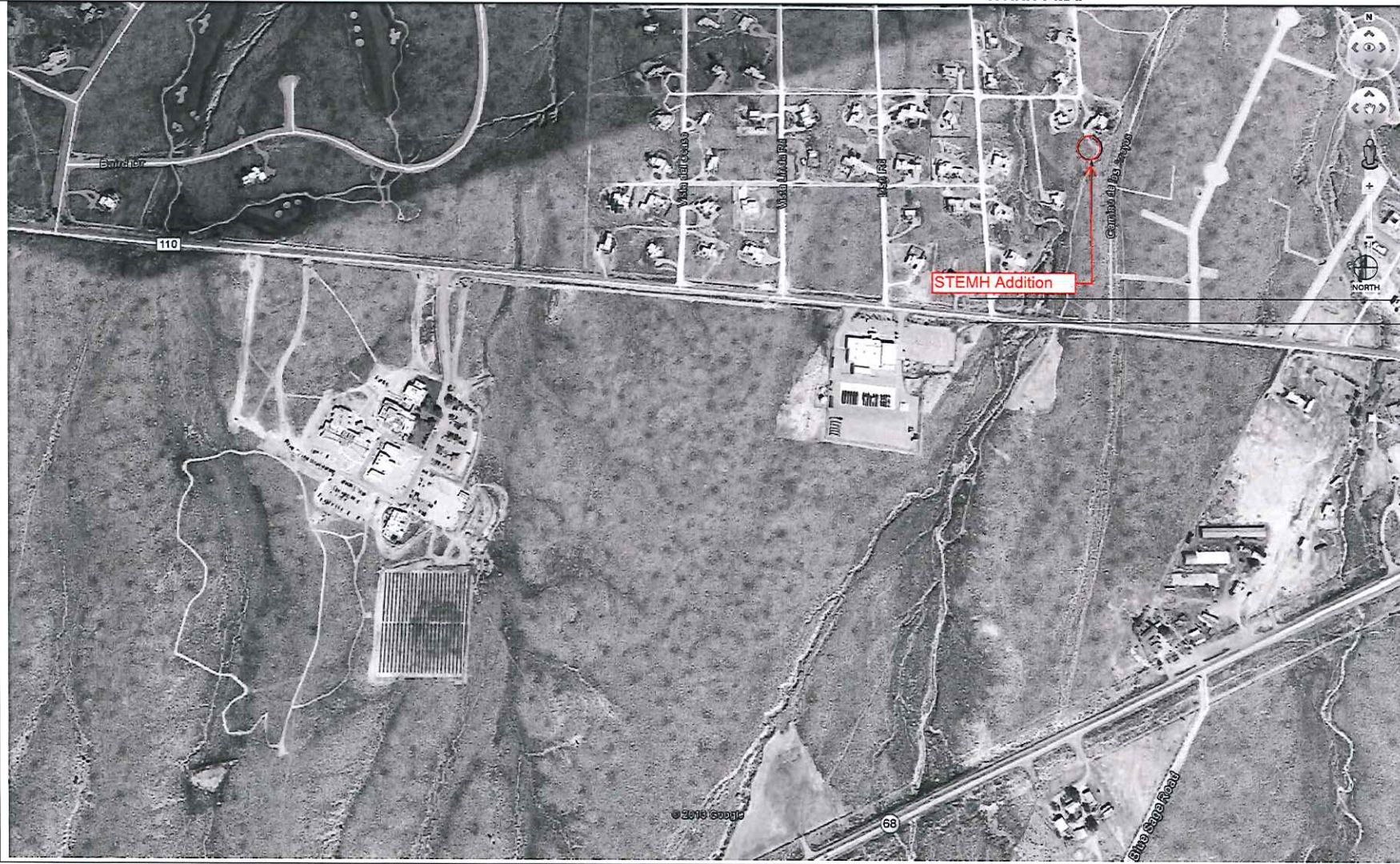
STEM



University of New Mexico - Klauer Campus

S.T.E.M. Addition

VICINITY MAP



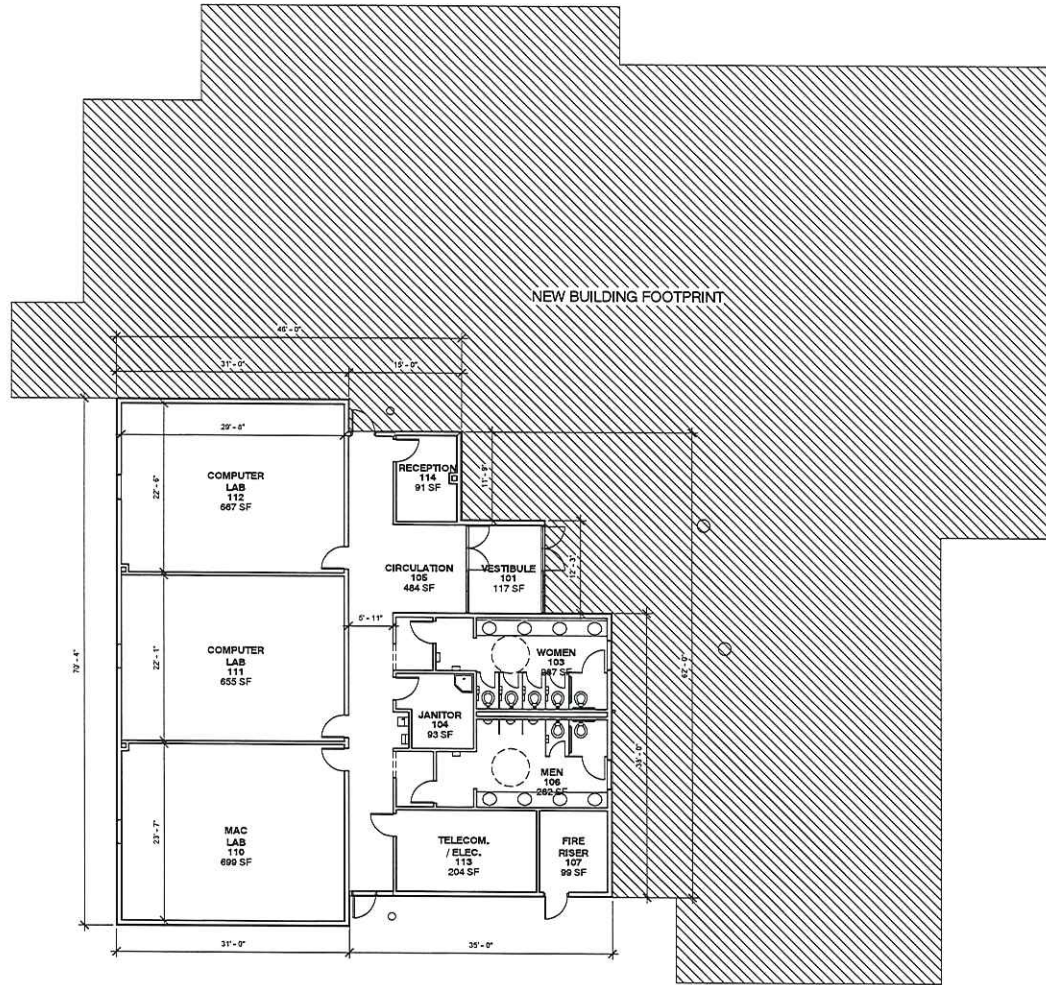
122 A DOÑA LUZ
TAOS, NM 87571
P 575 751 9481
F 575 751 9483
www.ldgtaos.com

NOT FOR
CONSTRUCTION

UNM - S.T.E.M. ADDITION

1157 CO RD. 110
RANCHOS DE TAOS, NM 87557

PROJ. NO:	2016-240	
ISSUE DATE:	Issue Date	
ISSUED FOR:	ISSUED FOR:	
REVISIONS:		
NO	DATE	DESCRIPTION
DRAFTED BY:	MB	
APPROVED BY:		
SCALE:	1/32" = 1'-0"	
COVER SHEET		
G 101		



① EXISTING CONDITIONS
1/8" = 1'-0"



ldg
architects

122 A DOÑA LUZ
TAOS, NM 87571
P 575 751 9481
F 575 751 9483
www.ldgiaos.com

NOT FOR
CONSTRUCTION

UNM - S.T.E.M. ADDITION

1157 CO RD. 110
RANCHOS DE TAOS, NM 87557

Z:\08\BUILTE\PROJECTS\2016\2016-240\UNM STEPM\Programas\03\SCHEMATIC\ESQ\UNM STEPM.dwg

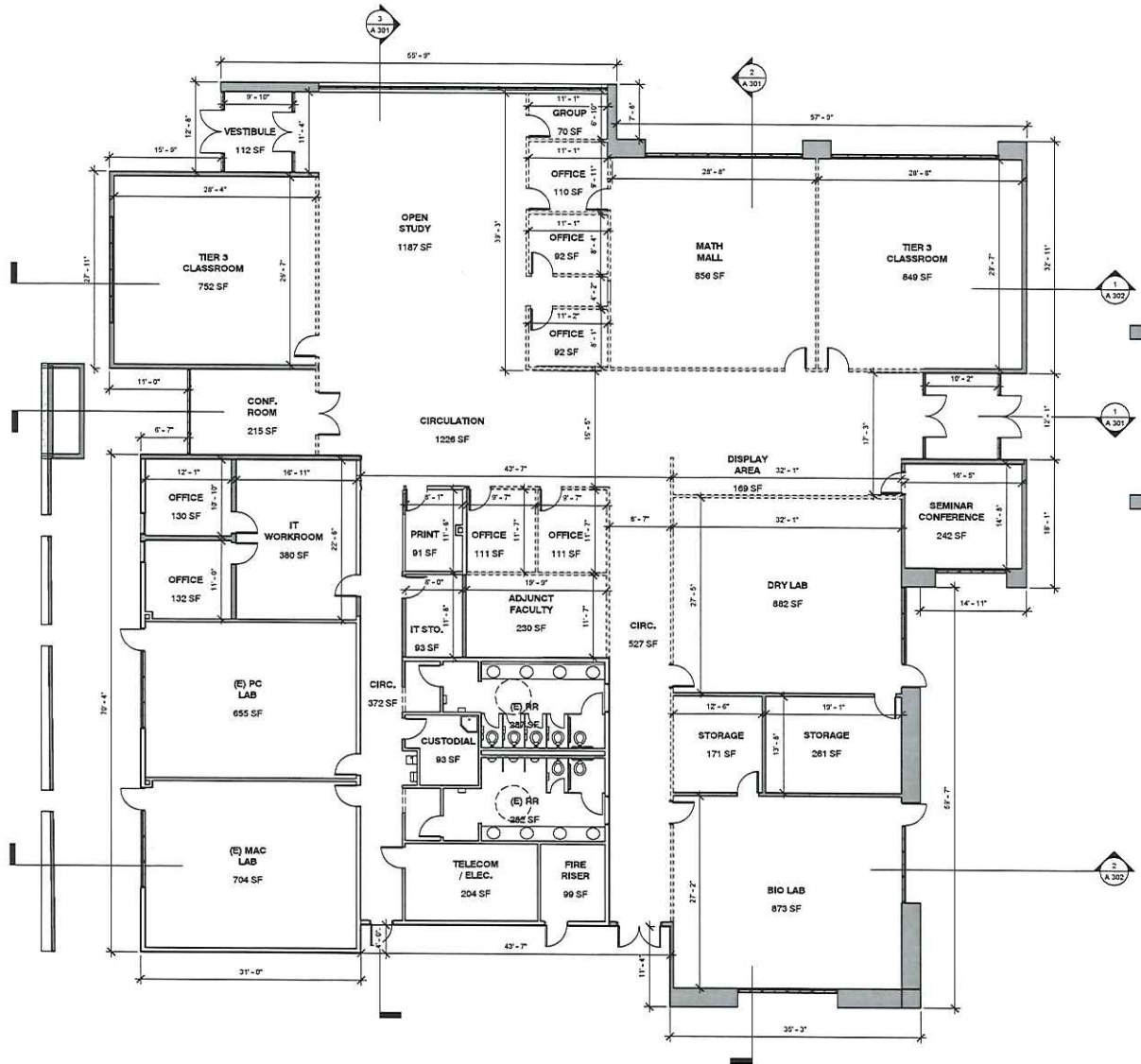
PROJ. NO.: 2016-240
ISSUE DATE:
ISSUE DATE:
ISSUED FOR:

REVISIONS	NO	DATE	DESCRIPTION

DRAFTED BY: Author
APPROVED BY: Checker
SCALE: 1/8" = 1'-0"

**EXISTING
CONDITIONS
PLAN**

AE 101



1 PROPOSED FLOOR PLAN
1/8" = 1'-0"

GENERAL NOTES:

1. ALL DIMENSIONS AT WALLS ARE TAKEN AT FACE-OF-FRAMING UNLESS OTHERWISE NOTED.
2. ALL DIMENSIONS AT OFFICEFRONT/STOREFRONT ASSEMBLIES ARE TAKEN AT OUTSIDE FACE-OF-MULLION UNLESS OTHERWISE NOTED.
3. ALL DOORS SHALL BE LOCATED PER THE TYPICAL DOOR JAMB PLACEMENT DETAIL UNLESS OTHERWISE NOTED.
4. LOCATE ALL EXTERIOR LIGHTING FIXTURES AND OVERFLOW SCUPPERS PER BUILDING ELEVATIONS AND ROOF PLAN.

LEGEND:

- EXISTING CONSTRUCTION TO REMAIN
- NEW CONSTRUCTION
- DIRT MODULAR WALL SYSTEM

REVISIONS:

NO.	DATE	DESCRIPTION

DRAFTED BY: Author
APPROVED BY: Checker

SCALE: 1/8" = 1'-0"

SCHEMATIC DESIGN FLOOR PLAN

A 101



122 A DOÑA LUZ
TAOS, NM 87571
P 575 751 9481
F 575 751 9483
www.ldgtaos.com

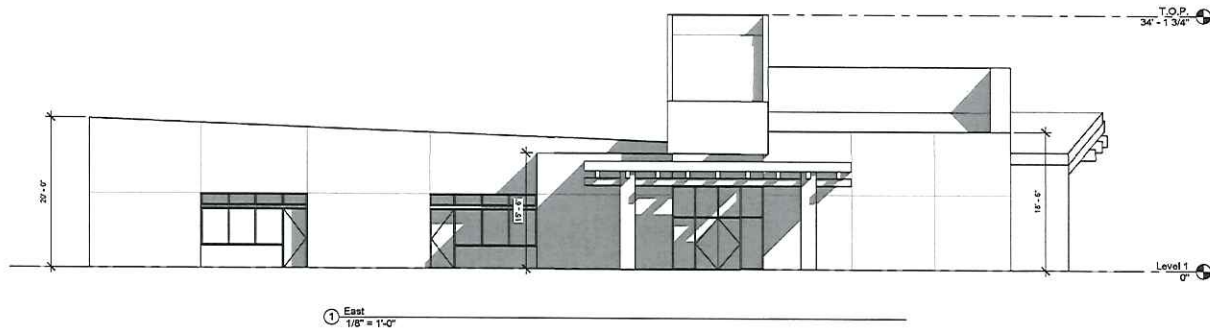
NOT FOR CONSTRUCTION

UNM - S.T.E.M. ADDITION

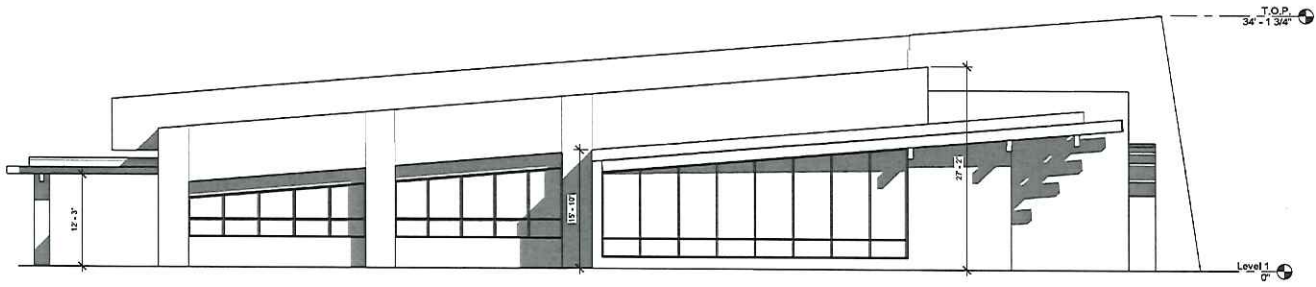
1157 CO RD. 110
RANCHOS DE TAOS, NM 87557

2:00 PM PROJECTS/2016/240/UNM/STEM/ADDITION/SCHEMATIC DESIGN FLOOR PLAN

PROJ. NO: 2016-240
ISSUE DATE: Issue Date
ISSUED FOR:



① East
1/8" = 1'-0"



② North
1/8" = 1'-0"



122 A DOÑA LUZ
TAOS, NM 87571
P 575 751 9481
F 575 751 9483
www.ldgtaos.com

NOT FOR
CONSTRUCTION

UNM - S.T.E.M. ADDITION

1157 CO RD. 110
RANCHOS DE TAOS, NM 87557

Z:\PROJECTS\PROJECTS\1162\1162\1162.dwg (11/18/2016 10:58:23 AM) User: jgarcia

PROJ. NO.: 2016-240
ISSUE DATE:
ISSUED FOR:

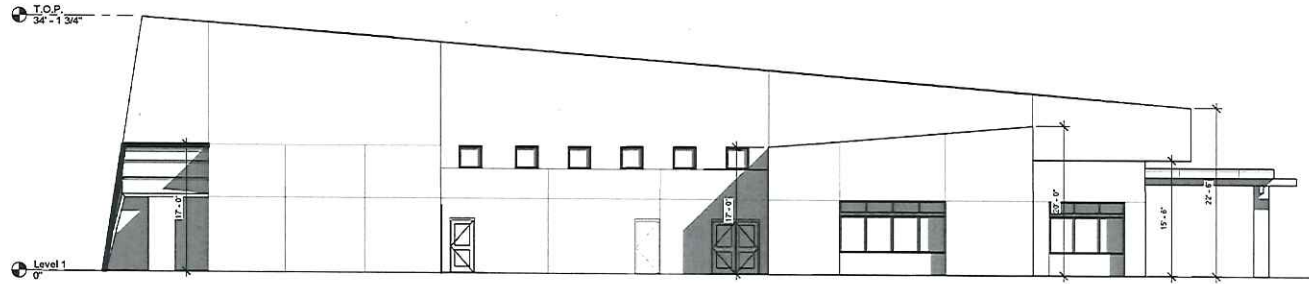
NO	DATE	DESCRIPTION

DRAFTED BY: Author
APPROVED BY: Checker

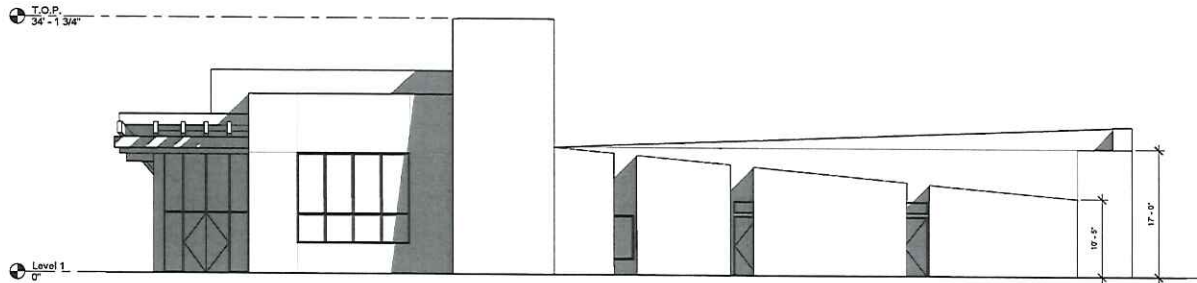
SCALE: 1/8" = 1'-0"

ELEVATIONS

A 201



① South
1/8" = 1'-0"



② West
1/8" = 1'-0"



122 A DOÑA LUZ
TAOS, NM 87571
P 575 751 9481
F 575 751 9483
www.ldgtaos.com

NOT FOR
CONSTRUCTION

UNM - S.T.E.M. ADDITION

1157 CO RD. 110
RANCHOS DE TAOS, NM 87557

P:\PROJECTS\UNM-S.T.E.M. ADDITION\DWG\A202.dwg

PROJ. NO: 2015-240
ISSUE DATE: Issue Date
ISSUED FOR:

REVISIONS:	NO	DATE	DESCRIPTION

DRAFTED BY: Author
APPROVED BY: Checker

SCALE: 1/8" = 1'-0"

ELEVATIONS

A 202

UNM FY18 Benefit Plan Changes

*Presented to:
Finance & Facilities Committee
April 11, 2017*



“Know Your Health Status”

An Expanded Program

- Onsite biometric screenings by Catapult, UNM’s 3rd party Preventive Health partner, are available to employees and their spouses/partners that are enrolled in UNM’s medical plan.
- Names of participants in the screenings will be provided to UNM in order for:
 - Employees to receive a one-time \$200 premium incentive (***on-going incentive***)
 - Covered spouses/partners to receive a one-time \$100 premium incentive (***new incentive***)
- Aggregate data is provided to the medical plan to target prevalent disease states in our population
- Data will help identify the disease states UNM needs to target through medical and Rx plan design, and wellness programs.

VEBA: Defer Scheduled Increase in Contributions

- VEBA was implemented in July 2013 to assist with reducing UNM's unfunded liability due to retiree health care.
- VEBA contributions were scheduled to increase up to 1.0% in FY16 but have been deferred for 2 years.
- Request to cap contributions at .75% until such time as the VEBA Committee determines a change is warranted.

FISCAL YEAR	UNM CONTRIBUTION	EMPLOYEE CONTRIBUTION	VEBA CONTRIBUTIONS	VEBA EARNING	VEBA ASSETS CUMULATIVE
FY14	1/2 %	1/2 %	\$4,300,000		\$ 4,300,000
FY15	3/4 %	3/4 %	\$5,839,263	\$286,043	\$10,425,306
FY16	3/4 %	3/4 %	\$5,379,609	\$695,095	\$16,500,010
FY17	3/4 %	3/4 %	\$6,300,000	\$911,990	\$23,712,000 Est.
FY18	3/4 %	3/4 %	\$6,350,000	\$1,202,000	\$31,264,000 Est.

Note: Post-retirement health benefits were discontinued for employees hired new to UNM beginning July 1, 2015

FY18 Revised Medical Increases: Retiree Total Rates Equal to Active & 5% Increase to Retiree Cost Share

- On February 7th an overall increase of 5.1% was presented to F&F:
 - An average 5.1% increase for Active Employees,
 - An average 16% increase for Pre-65 Retirees, and
 - An average 4.4% increase for UNM.
- Following F&F, the UNM Retiree Assoc. requested that UNM set the total pre-65 premiums equal to the premiums of active employee prior to proceeding with the 5% shift in contributions.
- Upon review of the recommendations in 2014 from the Health Plan Committee (HPC), the intent was for UNM to continue to evaluate the possibility of fully blending the pre-65 and active employee claims data – setting the premiums the same.
- Setting overall medical premiums the same for active employees and pre-65 retirees, prior to continuing with the final 5% shift in premiums, is consistent with the 2014 HPC recommendation.
- Since the FY18 medical increases are below trend, now is an appropriate time to move forward with setting the same premiums for both groups.

FY18 Projection Medical Increase: Retiree Total Rates Equal to Active & 5% Increase to Retiree Cost Share

Revised Medical Increases – overall increase remains 5.1%

An average 5.7% increase for Active Employees,

An average 7.9% increase for Pre-65 Retirees, and

An average of 4.6% increase for UNM.

	FY17 ¹		FY18 ²		Increase		% Increase ⁴	
	UNM	Employees	UNM	Employees	UNM	Employees	UNM	Employees
Active Employees	\$40,473,284	\$22,478,558	\$42,781,567	\$23,760,561	\$2,308,283	\$1,282,003	5.7%	5.7%
Pre-65 Retirees ³	\$2,811,969	\$2,585,914	\$2,484,372	\$2,790,303	-\$327,597	\$204,389	-11.7%	7.9%
Dependents of Post-65 Retirees	\$241,785	\$564,166	\$254,050	\$592,784	\$12,265	\$28,618	5.1%	5.1%
Subtotal	\$43,527,038	\$25,628,638	\$45,519,989	\$27,143,648	\$1,992,950	\$1,515,010	4.6%	5.9%
Total	\$69,155,676		\$72,663,636		\$3,507,960		5.1%	

1. FY18 Projection adjusted for current enrollment
2. 7% medical/Rx trend; 7,019 enrolled contracts; using Paid Claims (1/1/16 - 12/31/16)
3. 5% Increase to Retiree cost share in FY18. Retiree total rates equal to Active.
4. Weighted average percentage increase, actual increases will vary by plan and by tier

FY18 Projected Medical Increase, Retiree Total Rates Equal to Active & 5% Increase to Retiree Cost Share

Total Projected Increase \$3,507,960

Employer

I&G Main	\$637,744
Non I&G Main	\$318,872
I&G HSC	\$239,154
Non I&G HSC	\$797,180
Total	\$1,992,950

Employee

I&G Main	\$484,803
Non I&G Main	\$242,402
I&G HSC	\$181,801
Non I&G HSC	\$606,004
Total	\$1,515,010

Request: Approval to Proceed with Open Enrollment with the following Benefit Changes

Due to the cancellation of the Budget Summit, the time required to communicate open enrollment and to allow faculty adequate time to make benefit elections prior to the end of the semester, the Benefits Department is requesting approval to proceed with the following changes:

- Expand the Wellness Incentive to include covered spouses/partners of active employees to receive a \$100 premium discount;
- Request to cap Employee and Employer VEBA contributions at .75% until such time as the VEBA Committee determines a change is warranted; and
- Set Medical Insurance Rates with an overall 5.1% increase and set the same premiums for active employees and pre-65 retirees prior to implementing the final 5% contribution shift.

Employee Health Benefits Discussion

April 13, 2017



History

UNM's Past Cost Mitigation

Fiscal Year	Cost Mitigation Strategy
2010	Became self-insured
2010	Independent claims audit
2011	Dependent eligibility audit
2011	Early Retiree Reinsurance Program
2012	Plan design changes: adopted coinsurance model for LoboCare Network; recalibrated tiers
2012	Retiree Health Care Task Force
2013	Preferred Professional Fee Schedule for UNM Medical Plan
2014	President's Retiree Health Care Task Force, VEBA, Pre & Post-65 Retiree Premium Allocation Shift, Experience-Rated Premiums

History (con't)

UNM's Past Cost Mitigation

Fiscal Year	Cost Mitigation Strategy
2014	VEBA contributions for active employees and experience-rated Pre-65 retiree claims to reduce AAL, resulting in Pre-65 retiree 20% - 28.5% premium increases
2014	Medical RFP (BlueCross procurement of Lovelace)
2015	Contracted with 3 TPAs: BCBS, UNM Health and Presbyterian
2015	Prescription drug claims audit
2015	Dependent eligibility audit
2015	UNM Health Plan Committee

UNM Health Plan Committee

Recommendations:

- Increase engagement in disease management & wellness programs
- Continue collaborative efforts with UNM School of Pharmacy & explore other options to reduce Rx costs
- Full evaluation of a dedicated clinic/facility for student, employee, retiree, & dependent only
- All 4 employers (UNM, UNMMG, SRMC & UNMH) join to expand collective purchasing

UNM Health Plan Committee (con't)

Recommendations:

- **FY16** – Develop plan designs with more incentives to increase LoboCare utilization
- **FY16** – Begin decreasing the number of TPAs administering UNM's medical plans
- **FY16** – Defer the planned .25% VEBA contribution increase for VEBA participants
- **FY16 & 17** – Evaluation of implementing a High Deductible Health Plan (HDHP) & Health Savings Acct (HSA)
- **FY16** – Blend Pre-65 retirees experience with active employee experience

Options to Consider

Options presented by Aon for FY 16:

- Conduct a Dependent Verification Audit
- Participate in Aon's pharmacy coalition
- Stop Loss - internally fund or direct contract
- Increase deductibles/out-of-pocket max on Tier 2 (non-LoboCare, In-Network)
- Change UNM paid Long Term Care to employee paid (voluntary)
- Change contribution rates and/or add new tier
- Decrease number of Medical TPAs

Cost Mitigation Changes

- FY 2016 Cost Mitigation
 - Moved Stop Loss to BCBS (7/1/15)
 - \$350,000 in savings
 - Dependent Eligibility Audit (7/1/15)
 - \$550,000 in projected savings
 - Rx Coalition (9/1/15)
 - \$1,900,000 in projected annual savings
- FY 2017 Cost Mitigation
 - Dependent Eligibility Ongoing Audit (11/1/15)
 - \$285,000 in projected annual savings
 - Potential plan design change options
 - Plan audit of BCBS NM

Benchmarking – Employee Contributions

From 2.11.16 F&F

		University of New Mexico			Benchmark A	Benchmark B
		Weighted Average Monthly EE Contributions			Benefit Index Study Comparator Universities	Benefit SpecSelect™ Education and Government Public Universities
Coverage Tier				PPO Monthly EE Contributions	PPO Monthly EE Contributions	
Single	LT \$35k \$94.00	\$35k-\$50k \$140.00	\$50k+ \$190.00	Average = \$79.50 Median = \$67.00	Average = \$88.20 Median = \$66.50	
Family	LT \$35k \$276.00	\$35k-\$50k \$412.00	\$50k+ \$576.00	Average = \$369.45 Median = \$384.00	Average = \$385.05 Median = \$384.00	

Benchmark A – 17 employers; 21 plans
Benchmark B – 32 employers; 46 plans

Benchmarking – Plan Design

Benefits/Provisions	University of New Mexico		Benchmark A	Benchmark B
	Lobo Care (UNM / BCBS or PHS)	Tier 2 Network (UNM / BCBS or PHS)	Benefit Index Study Comparator Universities	Benefit SpecSelect™ Public Universities
			PPO (In-network)	PPO (In-network)
Deductible			Median	Median
Individual	\$600		\$475	\$500
Family	\$1,200		\$1,050	\$1,100
Out of Pocket Maximum				
Individual	\$3,000		\$3,000	\$2,675
Family	\$6,000		\$6,000	\$6,000
Office Visit Copay	\$25	\$30	\$25	\$25
Specialist Copay	\$35	\$45	\$45	\$45
Inpatient Hospital	90% / 85%	70% / 75%	80%	90%
Emergency Room Visit	\$150		\$100	\$148
Pharmacy Retail Copayments				
Generic	\$10		Copay = \$10 Coinsurance = 20%	Copay = \$10 Coinsurance = 20%
Formulary	25% Coinsurance Min \$35, Max \$70		Copay = \$35 Coinsurance = 28%	Copay = \$30 Coinsurance = 30%
Non-formulary	25% Coinsurance Min \$55, Max \$110		Copay = \$51 Coinsurance = 50%	Copay = \$50 Coinsurance = 50%

Medical & Rx Plan Design Changes for Consideration

- Change 90 days supply to 2.5 times 30 days supply costs
 - Saves \$70,000 to the plan / \$43,750 net to UNM or 0.1%
- Change the Brand Copays to a 25% Coinsurance with a minimum copay that matches current
 - Saves \$230,000 to the plan / \$143,750 net to UNM or 0.3%
- Increase the In-Network Out of Pocket Maximums to \$3,000/\$6,000
 - Saves \$900,000 to the plan / \$562,500 net to UNM or 1.2%

FY 18 Updated Medical Increase: Retiree Total Rates equal to Active & 5% Increase to Retiree Cost Share

- Revised Medical Increases – overall increase remains 5.1%
 - An average 5.7% increase for Active Employees,
 - An average 7.9% increase for Pre-65 Retirees, and
 - An average 4.6% increase for UNM.

	FY17 ¹		FY18 ²		Increase		% Increase ⁴	
	UNM	Employees	UNM	Employees	UNM	Employees	UNM	Employees
Active Employees	\$40,473,284	\$22,478,558	\$42,781,567	\$23,760,561	\$2,308,283	\$1,282,003	5.7%	5.7%
Pre-65 Retirees ³	\$2,811,969	\$2,585,914	\$2,484,372	\$2,790,303	-\$327,597	\$204,389	-11.7%	7.9%
Dependents of Post-65 Retirees	\$241,785	\$564,166	\$254,050	\$592,784	\$12,265	\$28,618	5.1%	5.1%
Subtotal	\$43,527,038	\$25,628,638	\$45,519,989	\$27,143,648	\$1,992,950	\$1,515,010	4.6%	5.9%
Total	\$69,155,676		\$72,663,636		\$3,507,960		5.1%	

1. FY18 Projection adjusted for current enrollment
2. 7% medical/Rx trend; 7,019 enrolled contracts; using Paid Claims (1/1/16 - 12/31/16)
3. 5% Increase to Retiree cost share in FY18. Retiree total rates equal to Active.
4. Weighted average percentage increase, actual increases will vary by plan and by tier

FY 18 Updated Medical Increase: Retiree Total Rates equal to Active & 5% Increase to Retiree Cost Share

Total Projected Increase \$3,507,960

Employer

I&G Main	\$637,744
Non I&G Main	\$318,872
I&G HSC	\$239,154
Non I&G HSC	\$797,180
Total	\$1,992,950

Employee

I&G Main	\$484,803
Non I&G Main	\$242,402
I&G HSC	\$181,801
Non I&G HSC	\$606,004
Total	\$1,515,010

UNM Projected Paid Claims + Fixed Costs FY18, Actives and Pre-65 Retirees

	All carriers, Active, Pre65		
	Medical	Pharmacy	Total
Enrollment (1/1/16 - 12/31/16)	83,920	83,920	
Paid Claims (1/1/16 - 12/31/16)	\$48,824,543	\$14,816,420	\$63,640,963
Large Claims	\$0	\$0	\$0
Claim reduction	\$0		
Net Paid Claims	\$48,824,543	\$14,816,420	\$63,640,963
Net Paid Claims PEPM	\$581.80	\$176.55	
Benefit Adjustment	0.995	1.000	
Adjusted Net Paid Claims PEPM	\$578.89	\$176.55	\$755.44
Trend (18 months)	7.0% 10.7%	10.7% 7.0%	
Trended Net Paid Claims PEPM	\$640.72	\$195.41	\$836.14
Projected Enrollment (as of September 2016)	7,019	7,019	
Projected Annual Claims	\$53,966,959	\$16,459,247	\$70,426,206
Less: Estimated Rx Rebate			(\$2,394,900)
Less: Interest Earned (no change from FY17 estimate)			(\$246,864)
Net Projected Annual Claims			\$67,784,442
Fixed Costs			
Annual Individual stop loss premiums (Actual BCBS renewal)			\$464,048
Administrative fees			\$3,556,871
ACA Reinsurance Fee			\$0
Internal Administration Fee			\$1,200,000
Total Fixed Cost			\$5,220,919
Total Funding Required			\$73,005,361
Rx Coalition Savings & FY 17 benefit changes			(\$303,047)
Adjusted Total Funding Required			\$72,702,314
Current Funding (FY17 funding rates, 7,019 enrolled)			\$69,155,676
Required increase \$			\$3,546,638
Required increase %			5.1%

UNM FY18 Funding, 5.1% Overall Increase Active and Pre-65 Funding Equal

UNM	Enrolled Mar-16	Actual Rates 14-15	Actual Rates 15-16	Actual Rates 16-17	Proposed Rates 17-18	BCBS	Enrolled Mar-16	Actual Rates 14-15	Actual Rates 15-16	Actual Rates 16-17	Proposed Rates 17-18	PHP	Enrolled Mar-16	Actual Rates 14-15	Actual Rates 15-16	Actual Rates 16-17	Proposed Rates 17-18	
Active						Active						Active						
Emp Only	557	\$441	\$432	\$455	\$481	Emp Only	2,015	\$424	\$445	\$469	\$496	Emp Only	634	\$576	\$576	\$595	\$629	
Emp + Spouse	179	\$906	\$887	\$934	\$987	Emp + Spouse	622	\$871	\$914	\$962	\$1,017	Emp + Spouse	251	\$1,183	\$1,183	\$1,222	\$1,292	
Emp + Ch(ren)	93	\$817	\$800	\$842	\$890	Emp + Ch(ren)	392	\$786	\$825	\$869	\$919	Emp + Ch(ren)	121	\$1,068	\$1,068	\$1,103	\$1,166	
Family	234	\$1,285	\$1,258	\$1,325	\$1,401	Family	859	\$1,236	\$1,297	\$1,366	\$1,444	Family	318	\$1,679	\$1,679	\$1,734	\$1,833	
Total	1,063	\$9,413,784	\$9,218,028	\$9,707,724	\$10,262,328	Total	3,888	\$33,191,496	\$34,832,472	\$36,689,292	\$38,791,896	Total	1,324	\$15,903,204	\$15,903,204	\$16,425,924	\$17,364,696	
Pre-65 Retiree						Pre-65 Retiree						Pre-65 Retiree						
Emp Only	74	\$610	\$464	\$489	\$481	Emp Only	290	\$587	\$478	\$503	\$496	Emp Only	149	\$780	\$619	\$639	\$629	
Emp + Spouse	13	\$1,253	\$954	\$1,005	\$987	Emp + Spouse	72	\$1,205	\$983	\$1,035	\$1,017	Emp + Spouse	29	\$1,602	\$1,272	\$1,314	\$1,292	
Emp + Ch(ren)	6	\$1,131	\$860	\$906	\$890	Emp + Ch(ren)	16	\$1,088	\$887	\$934	\$919	Emp + Ch(ren)	8	\$1,446	\$1,148	\$1,186	\$1,166	
Family	4	\$1,778	\$1,352	\$1,424	\$1,401	Family	16	\$1,711	\$1,394	\$1,468	\$1,444	Family	10	\$2,273	\$1,805	\$1,865	\$1,833	
Total	97	\$903,924	\$687,672	\$724,596	\$712,428	Total	394	\$3,621,288	\$2,950,704	\$3,105,864	\$3,058,464	Total	196	\$2,363,712	\$1,876,236	\$1,937,460	\$1,906,164	
Total																		
Annual Prem		\$10,317,708	\$9,905,700	\$10,432,320	\$10,974,756	Annual Prem		\$36,812,784	\$37,783,176	\$39,795,156	\$41,850,360	Annual Prem		\$18,266,916	\$17,779,440	\$18,363,384	\$19,270,860	
% Change Active			-2.1%	5.3%	5.7%				4.9%	5.3%	5.7%				0.0%	3.3%	5.7%	
% Change Pre-65			-23.9%	5.4%	-1.7%				-18.5%	5.3%	-1.5%				-20.6%	3.3%	-1.6%	
% Change Total			-4.0%	5.3%	5.2%				2.6%	5.3%	5.2%				-2.7%	3.3%	4.9%	
						Annual Premium All Carriers		\$65,397,408	\$65,468,316	\$68,590,860	\$72,095,976							
						Percent Increase All Carriers			0.1%	4.8%	5.1%							

UNM Employee Retiree Benefits Contribution Rates through FY18

Active Employee Income	FY2015	FY2016	FY2017	FY2018
\$34,999 and Below	20% Employee / 80% UNM	20% Employee / 80% UNM	20% Employee / 80% UNM	20% Employee / 80% UNM
\$35,000 - \$49,000	30% Employee / 70% UNM	30% Employee / 70% UNM	30% Employee / 70% UNM	30% Employee / 70% UNM
\$50,000 and Above	40% Employee / 60% UNM	40% Employee / 60% UNM	40% Employee / 60% UNM	40% Employee / 60% UNM
Pre-65 Retiree Income	FY2015	FY2016	FY2017	FY2018
\$24,999 and Below	25% Employee / 75% Retiree	30% Employee / 70% Retiree	35% Employee / 65% Retiree	40% Employee / 60% Retiree
\$25,000 - \$34,999	35% Employee / 65% Retiree	40% Employee / 60% Retiree	45% Employee / 55% Retiree	50% Employee / 50% Retiree
\$35,000 and Above	45% Employee / 55% Retiree	50% Employee / 50% Retiree	55% Employee / 45% Retiree	60% Employee / 40% Retiree
Dependents of Post-65 Retirees	FY2015	FY2016	FY2017	FY2018
Regardless of Salary Tier	65% Retiree / 35% UNM	70% Retiree / 30% UNM	70% Retiree / 30% UNM	70% Retiree / 30% UNM
Post-65 Retiree Income	FY2015	FY2016	FY2017	FY2018
Regardless of Salary Tier	65% Retiree / 35% UNM	70% Retiree / 30% UNM	70% Retiree / 30% UNM	70% Retiree / 30% UNM

UNM FY18 Employee Contributions Active and Pre-65 Funding Equal

UNM	Enrolled	Actual EE	Proposed EE	BCBS	Enrolled	Actual EE	Proposed EE	PHP	Enrolled	Actual EE	Proposed EE
	Mar-16	Cont 16-17	Cont 17-18		Mar-16	Cont 16-17	Cont 17-18		Mar-16	Cont 16-17	Cont 17-18
Active (\$50,000+ salary band monthly contributions)											
Emp Only	557	\$182.00	\$192.40	Emp Only	2,015	\$187.60	\$198.40	Emp Only	634	\$238.00	\$251.60
Emp + Spouse	179	\$373.60	\$394.80	Emp + Spouse	622	\$384.80	\$406.80	Emp + Spouse	251	\$488.80	\$516.80
Emp + Ch(ren)	93	\$336.80	\$356.00	Emp + Ch(ren)	392	\$347.60	\$367.60	Emp + Ch(ren)	121	\$441.20	\$466.40
Family	234	\$530.00	\$560.40	Family	859	\$546.40	\$577.60	Family	318	\$693.60	\$733.20
Total	1,063	\$3,883,090	\$4,104,931	Total	3,888	\$14,675,717	\$15,516,758	Total	1,324	\$6,570,370	\$6,945,878
Pre-65 Retiree (\$35,000+ salary band contributions)											
Emp Only	74	\$268.95	\$288.60	Emp Only	290	\$276.65	\$297.60	Emp Only	149	\$351.45	\$377.40
Emp + Spouse	13	\$552.75	\$592.20	Emp + Spouse	72	\$569.25	\$610.20	Emp + Spouse	29	\$722.70	\$775.20
Emp + Ch(ren)	6	\$498.30	\$534.00	Emp + Ch(ren)	16	\$513.70	\$551.40	Emp + Ch(ren)	8	\$652.30	\$699.60
Family	4	\$783.20	\$840.60	Family	16	\$807.40	\$866.40	Family	10	\$1,025.75	\$1,099.80
Total	97	\$398,528	\$427,457	Total	394	\$1,708,225	\$1,835,078	Total	196	\$1,065,603	\$1,143,698
Total											
% Change Active			5.7%	% Change Pre-65			7.4%	% Change Total			5.9%
% Change Pre-65			7.3%	% Change Total			5.9%				
Percent Overall Contribution Increase							5.9%				




THE UNIVERSITY of
NEW MEXICO

University Controller
Financial Services, Main Campus
Phone: (505) 277-5111
FAX: (505) 277-7662

MEMORANDUM

DATE: March 29, 2017

TO: David W. Harris
Executive Vice President

FROM: Elizabeth Metzger, CPA
University Controller 

RE: Information Item for Board of Regents' Finance & Facilities Committee Meeting

The Monthly Consolidated Financial Report for the month ended February 28, 2017 will be presented at the *April 11, 2017* Finance and Facilities meeting. Handouts will be available the day of the meeting.



THE UNIVERSITY *of*
NEW MEXICO

Monthly Financial Report

Consolidated Total Operations Current Funds

Fiscal Year to Date as of February 28, 2017

Contents

Charts

Consolidated Total Operations – 3-Year Net Revenue	5
YTD I&G Consolidated Revenues / Expenses (3 Year)	6

Executive Budget Summary	7
---------------------------------	---

Financial Reports

Consolidated - Total Operations Current Funds	9
Main Campus - Athletics and Auxiliary Operations	12
Main Campus – Total Operations Current Funds	15
Branch Campuses – Total Operations Current Funds	18
HSC Campus – Total Operations Current Funds	20

Appropriations Schedules

Consolidated – Total Operations Current Funds	23
Main Campus – Total Operations Current Funds	24
Branch Campuses – Total Operations Current Funds	25
HSC – Total Operations Current Funds	26

Debt Service

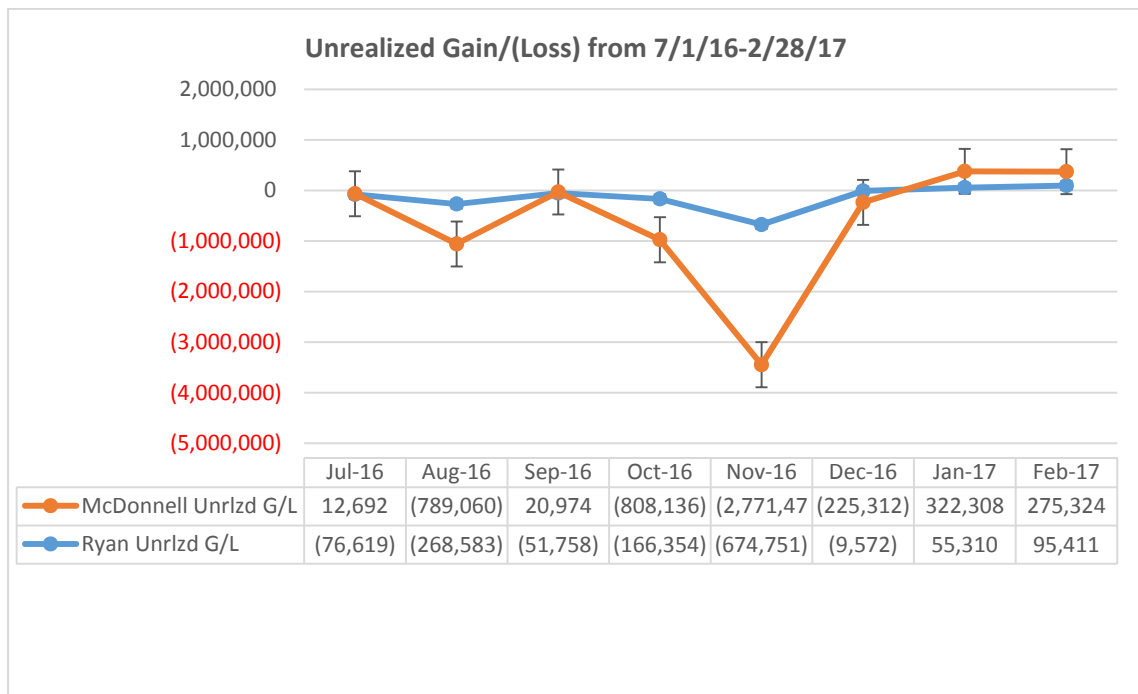
Schedule of Debt Service	27
Source of Funds	28



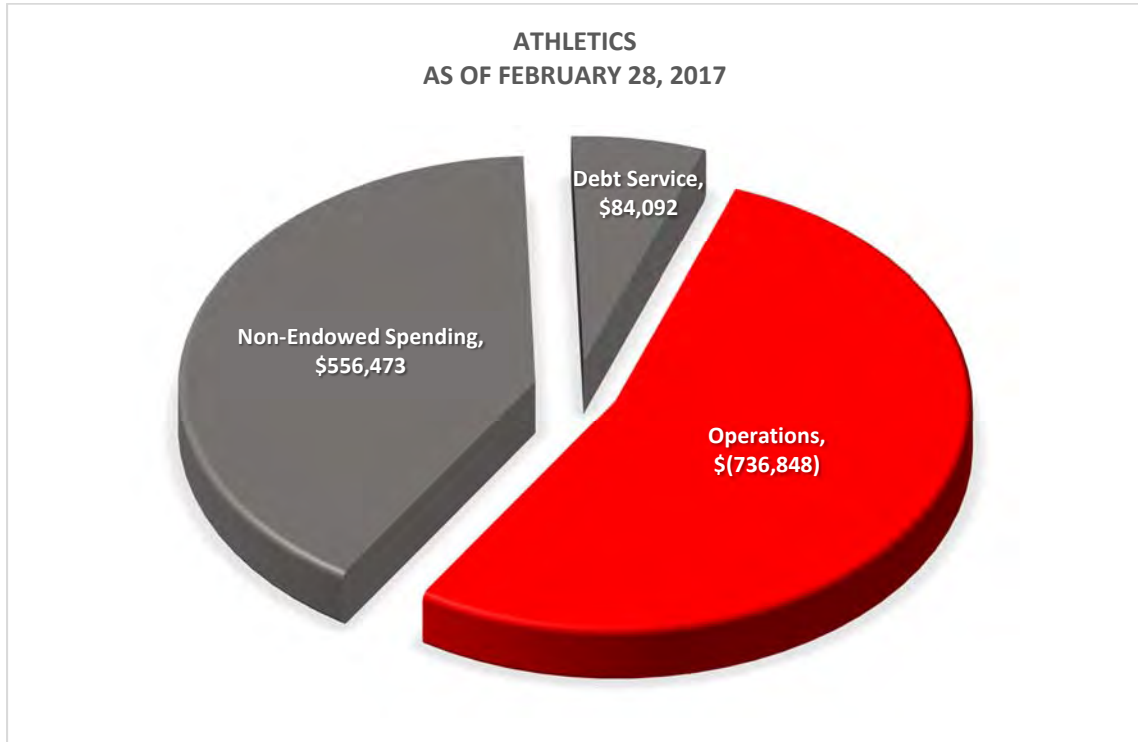
THE UNIVERSITY of NEW MEXICO

Summary of Items in the Consolidated Financial Report As of February 28, 2017

- Instruction & General – Other Revenue (page 9):** The February Financial Report includes investment activity through January. For the months of January and February investment income stabilized, with the two bond portfolios returning 2.15% for the month of January and 2.20% for the month of February. The March results have not been reported as of 4/10/2017, however the Fed raised rates by .25% on March 15th, consequently staff anticipates unrealized losses for the month of March. Below is a graph of the fiscal year-to-date unrealized gains and losses.



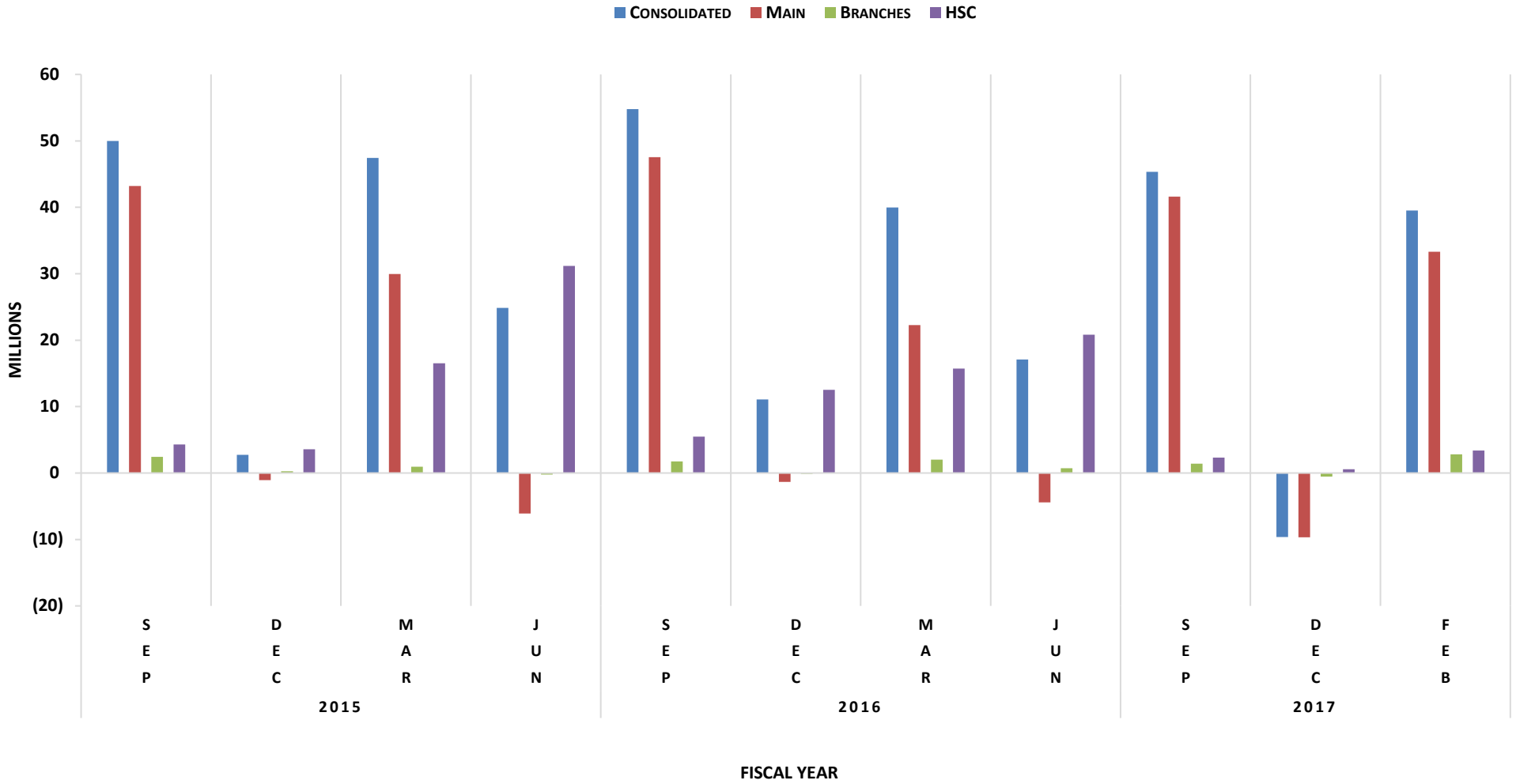
- Athletics (page 12): The February Financial Report indicates a small Athletics deficit of \$96K. Athletics revenues and expenses include the following: non-endowed spending, operations, and debt service on the Wise Pies Arena. The breakout for these categories is shown in the chart below.





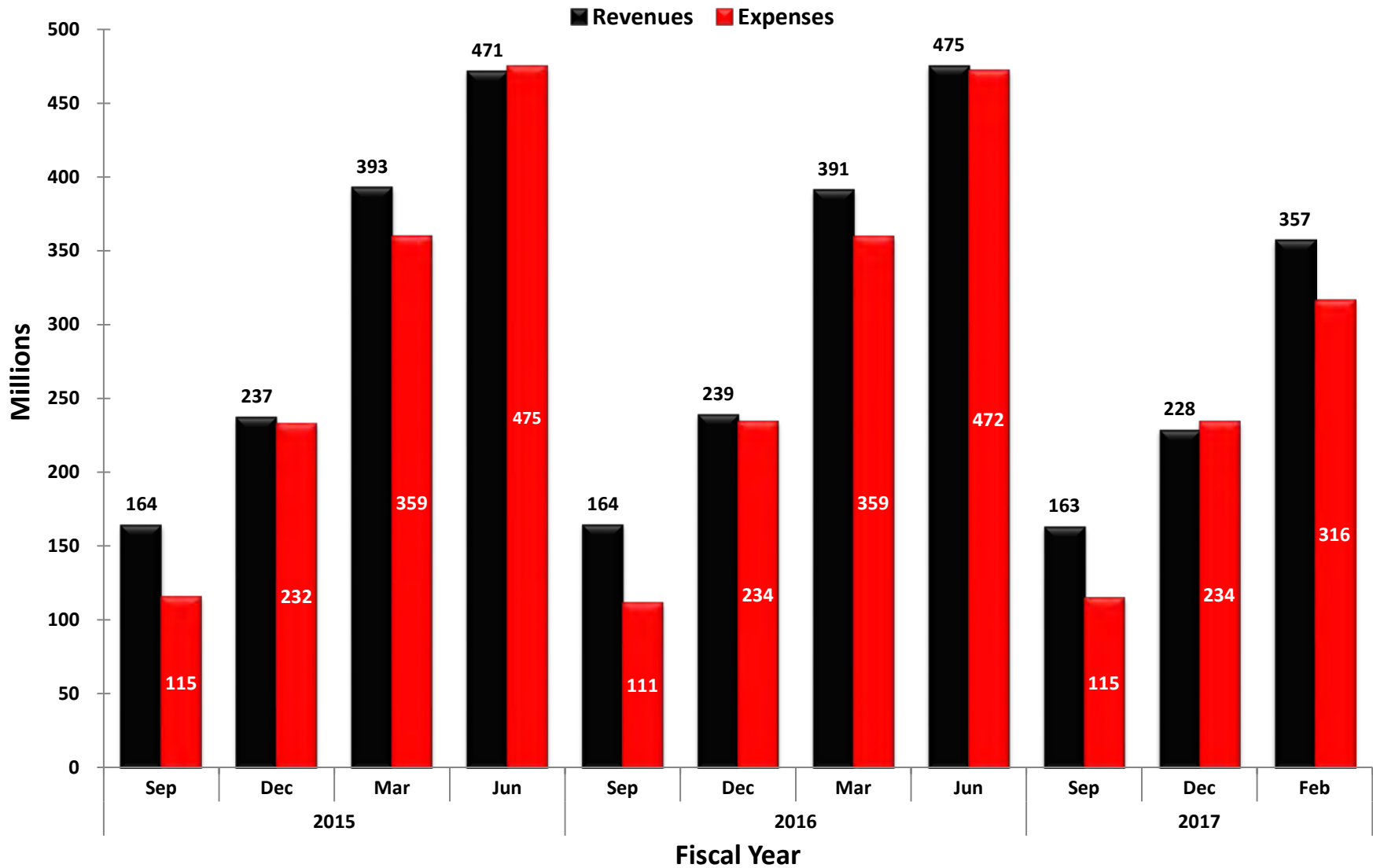
THE UNIVERSITY of NEW MEXICO

CONSOLIDATED TOTAL OPERATIONS - 3 YEAR NET REVENUE / (EXPENSE) FISCAL YEAR TO DATE AS OF FEBRUARY 28, 2017





YTD I&G Consolidated Revenues / Expenses (3 Year) Fiscal Year to Date as of February 28, 2017



Executive Budget Summary
University of New Mexico Consolidated Financial Report
FY 2017 UNM Re-Forecasted Budget

This report covers current fund operations for the University, including Main Campus, Branch Campuses, and HSC Campus. Budget adjustments were approved at the December Board of Regents meeting to reflect the current budget shortfall at the state level. Typically, HSC is the only campus that re-forecasts their operating budget on a monthly basis.

Instruction and General operation projects a use of reserves of \$9.3M for the FY 2017 UNM Re-Forecasted Budget. The use of reserves of \$9.3M is comprised of \$4.8M use of reserves at the Main Campus, a \$3.8M use of reserves at the Branch Campuses, and a \$663K unfavorable net margin at the HSC Campus. The \$4.8M use of reserves at Main Campus is primarily due to the budgeting of use of reserves in Provost Academic Affairs at 75% including \$3.6M to offset the mid-year State budget reduction, and Administration budgeting 25% of I&G reserves including \$800K to offset the mid-year State budget reduction. The \$663K unfavorable net margin at the HSC Campus is primarily due to the 5% cut in State funding for FY 2017.

The next block of information shows the **Unrestricted Research** operations. The FY 2017 UNM Re-Forecasted Budget projects a use of reserves of \$9.0M, of which \$7.2M use of reserves is related to Main Campus and a \$1.8M use of reserves is related to the HSC Campus. The \$7.2M use of reserves at Main Campus is primarily due to Provost Academic Affairs' departments budgeting reserves. The departments that budgeted the largest use of reserves are the College of Arts and Sciences, the School of Engineering, and VP for Research. At the HSC Campus, the \$1.8M use of reserves for non-recurring expenditures includes CTSC startup packages, equipment purchases and research supplies and College of Pharmacy equipment purchases and new faculty startup costs.

The third business category shown on the first page of this report is **Unrestricted Public Service**. The operations in this category include special projects funded by State Appropriations, for example Project ECHO, and non-endowed gifts flowing from the UNM Foundation to departments and many small events funded by user fees. The FY 2017 UNM Re-Forecasted Budget projects a use of reserves of \$6.6M. These reserves are comprised of \$4.8M use of reserves at the Main and Branch Campuses and a unfavorable net margin of \$1.8M at the HSC Campus. The \$4.8M use of reserves at the Main and Branch Campuses is primarily due to Provost Academic Affairs' departments budgeting reserves. The departments budgeting the largest use of reserves are the College of Arts and Sciences, the School of Engineering, the School of Law, and VP for Research. At the HSC Campus, the \$1.8M use of reserves includes anticipated equipment purchases and a budgeting of reserves in non-endowed spending indices.

Page 2 of this report begins with the **Student Aid** function. The FY 2017 UNM Re-Forecasted Budget projects a use of reserves of \$9.0M. These reserves are comprised of \$8.2M use of reserves at the Main and Branch Campuses and a use of reserves of \$784K at the HSC Campus. The budgeted use of reserves at Main Campus is primarily due to Provost Academic Affairs' departments budgeting reserves in endowed spending indices for the payout of major and departmental scholarships in the new fiscal year. Those departments include: VP Division of Enrollment Management, College of Fine Arts, College of Arts and Sciences, College of Education, and School of Law.

Student Activities are the operations of Student Government and Student organizations. The FY 2017 UNM Re-Forecasted Budget shows a use of reserves of \$671K.

Auxiliaries and Athletics

The FY 2017 UNM Re-Forecasted Budget for Auxiliaries and Athletics projects a use of reserves of \$914K. These reserves are primarily due to a combination of Athletics budgeting a \$445K use of reserves, VP for Institutional Support Services budgeting a \$363 use of reserves, VP for Student Affairs budgeting a use of reserves of \$27K, and the Provost and Other Units budgeting a \$79K net use of reserves.

Sponsored programs operations are our contract and grant research and public service projects funded by outside agencies and companies. These operations will always record a zero net revenue over expense by the nature of their funding. The agency pays for a service or research project, and normally any unspent funds must be returned to the agency.

The next block of numbers on the third page is a summary of our **Clinical Operations**. These operations are essentially all the patient care activities of the HSC Campus, including the UNM Hospitals, SOM physician professional services, Cancer Center operations and Housestaff/Medical Residents who are being trained in the UNM and VA hospitals. The FY 2017 UNM Re-Forecasted Budget projects a favorable net margin of \$1.2M. UNM Hospitals budgeted a favorable net margin of \$198K. The School of Medicine budgeted a favorable net margin of \$995K which is primarily due to increased clinical volumes at the UNM Cancer Center and Neurosurgery.

Contingencies are additional amounts set aside to cover any shortfalls in the previously mentioned budgeted areas. As of February, the FY 2017 UNM Re-Forecasted Budget projects a use of reserves of \$4.9M; Main Campus budgeted \$7.4M use of reserves and HSC budgeted a favorable net margin of \$2.5M.

Statements of Revenues, Expenses and Changes in Net Position - UNM Regents Format
For the eight month ended February 28, 2017
Preliminary and Unaudited

University of New Mexico - Consolidated Total Operations Current Funds

	FY 2017 Full Year Re-Forecasted Budget	FY 2017 Year-to-Date Actual	Fiscal YTD Favrb/(Unfavrb) Budget	Actual to Budget Benchmark Rate 67%	FY 2016 Year-to-Date Actual	FY 2017 YTD Actual Change From FY 2016 YTD Actual
Instruction and General						
Tuition and Fees Revenues						
Main Campus	155,108,000	148,997,022	(6,110,978)	96%	147,952,690	1,044,332
Branch Campuses	8,030,757	7,622,361	(408,396)	95%	7,543,713	78,648
HSC Campus	16,751,725	15,790,959	(960,766)	94%	14,500,044	1,290,915
Total Tuition and Fees Revenues	179,890,482	172,410,342	(7,480,140)	96%	169,996,447	2,413,895
State/Local Appropriations	265,605,520	177,059,598	(88,545,922)	67%	190,399,379	(13,339,781)
F & A Revenues	44,500,000	29,201,659	(15,298,341)	66%	28,322,387	879,272
Transfers	(43,915,378)	(29,864,338)	14,051,040	68%	(44,657,766)	14,793,428
Other Revenues	20,926,016	8,086,841	(12,839,175)	39%	21,917,725	(13,830,884)
Total Instruction and General Revenues	467,006,640	356,894,102	(110,112,538)	76%	365,978,172	(9,084,070)
Salaries	291,454,088	198,660,389	92,793,699	68%	198,423,971	(236,418)
Benefits	96,882,304	64,878,063	32,004,241	67%	62,398,146	(2,479,917)
Other Expenses	87,968,609	52,638,309	35,330,300	60%	55,734,824	3,096,515
Total Instruction and General Expenses	476,305,001	316,176,761	160,128,240	66%	316,556,941	380,180
Net Instruction and General Revenue/(Expense)	(9,298,361)	40,717,341	50,015,702		49,421,231	(8,703,890)
Research						
State/Local Appropriations	11,755,521	7,821,530	(3,933,991)	67%	7,937,955	(116,425)
Transfers	26,161,294	16,120,311	(10,040,983)	62%	15,354,133	766,178
Other Revenues	3,707,639	2,963,943	(743,696)	80%	2,881,461	82,482
Total Research Revenues	41,624,454	26,905,784	(14,718,670)	65%	26,173,549	732,235
Salaries and Benefits	28,426,502	16,517,952	11,908,550	58%	15,991,688	(526,264)
Other Expenses	22,211,876	11,445,485	10,766,391	52%	11,570,049	124,564
Total Research Expenses	50,638,378	27,963,437	22,674,941	55%	27,561,737	(401,700)
Net Research Revenue/(Expense)	(9,013,924)	(1,057,653)	7,956,271		(1,388,188)	330,535
Public Service						
State/Local Appropriations	3,420,150	2,280,167	(1,139,983)	67%	2,722,169	(442,002)
Sales and Services Revenues	24,342,657	15,895,382	(8,447,275)	65%	9,267,689	6,627,693
Gifts	9,135,730	7,316,223	(1,819,507)	80%	7,897,623	(581,400)
Transfers	(6,951,034)	(5,172,239)	1,778,795	74%	2,016,070	(7,188,309)
Other Revenues	7,814,332	4,899,819	(2,914,513)	63%	4,411,489	488,330
Total Public Service Revenues	37,761,835	25,219,352	(12,542,483)	67%	26,315,040	(1,095,688)
Salaries and Benefits	17,843,939	12,070,757	5,773,182	68%	11,222,294	(848,463)
Other Expenses	26,492,446	13,770,152	12,722,294	52%	14,291,557	521,405
Total Public Service Expenses	44,336,385	25,840,909	18,495,476	58%	25,513,851	(327,058)
Net Public Service Revenue/(Expense)	(6,574,550)	(621,557)	5,952,993		801,189	(1,422,746)

Statements of Revenues, Expenses and Changes in Net Position - UNM Regents Format
For the eight month ended February 28, 2017
Preliminary and Unaudited

University of New Mexico - Consolidated Total Operations Current Funds

	FY 2017 Full Year Re-Forecasted Budget	FY 2017 Year-to-Date Actual	Fiscal YTD Favrb/(Unfavrb) Budget	Actual to Budget Benchmark Rate 67%	FY 2016 Year-to-Date Actual	FY 2017 YTD Actual Change From FY 2016 YTD Actual
Student Aid						
Gifts	5,792,361	4,655,591	(1,136,770)	80%	3,722,953	932,638
State Lottery Scholarship	33,750,000	33,750,000	-	100%	33,347,285	402,715
Transfers	18,751,504	11,916,797	(6,834,707)	64%	11,570,954	345,843
Other Revenues	461,114	107,898	(353,216)	23%	772,879	(664,981)
Total Student Aid Revenues	58,754,979	50,430,286	(8,324,693)	86%	49,414,071	1,016,215
Salaries and Benefits	3,777,980	3,258,825	519,155	86%	3,117,419	(141,406)
Other Expenses	64,035,749	56,320,471	7,715,278	88%	55,932,020	(388,451)
Total Student Aid Expenses	67,813,729	59,579,296	8,234,433	88%	59,049,439	(529,857)
Net Student Aid Revenue/(Expense)	(9,058,750)	(9,149,010)	(90,260)		(9,635,368)	486,358
Student Social & Cultural Programs						
Fee Revenues	8,236,537	7,238,260	(998,277)	88%	7,263,412	(25,152)
Sales and Services Revenues	1,391,656	999,306	(392,350)	72%	1,190,873	(191,567)
Transfers	357,310	407,219	49,909	114%	394,202	13,017
Other Revenues	106,902	93,981	(12,921)	88%	128,635	(34,654)
Total Student Social & Cultural Programs Revenues	10,092,405	8,738,766	(1,353,639)	87%	8,977,122	(238,356)
Salaries and Benefits	5,690,893	3,786,188	1,904,705	67%	3,875,496	89,308
Other Expenses	5,072,271	2,571,538	2,500,733	51%	3,000,656	429,118
Total Student Social & Cultural Programs Expenses	10,763,164	6,357,726	4,405,438	59%	6,876,152	518,426
Net Student Social & Cultural Programs Revenue/(Expense)	(670,759)	2,381,040	3,051,799		2,100,970	280,070
Auxiliaries and Athletics						
Branch Campuses Auxiliary Revenues	3,273,656	1,632,120	(1,641,536)	50%	1,657,758	(25,638)
Main Campus Auxiliaries Revenues	53,302,291	43,118,548	(10,183,743)	81%	42,061,434	1,057,114
Athletics Revenues	36,429,912	27,759,169	(8,670,743)	76%	24,792,496	2,966,673
Total Auxiliaries and Athletics Revenues	93,005,859	72,509,837	(20,496,022)	78%	68,511,688	3,998,149
Branch Campuses Auxiliary Expenses	3,273,656	1,654,445	1,619,211	51%	2,024,680	370,235
Main Campus Auxiliaries Expenses	53,772,046	36,055,031	17,717,015	67%	35,190,957	(864,074)
Athletics Expenses	36,874,519	27,855,451	9,019,068	76%	26,127,476	(1,727,975)
Total Auxiliaries and Athletics Expenses	93,920,221	65,564,927	28,355,294	70%	63,343,113	(2,221,814)
Net Auxiliaries and Athletics Revenue/(Expense)	(914,362)	6,944,910	7,859,272		5,168,575	1,776,335

Statements of Revenues, Expenses and Changes in Net Position - UNM Regents Format
For the eight month ended February 28, 2017
Preliminary and Unaudited

University of New Mexico - Consolidated Total Operations Current Funds

	FY 2017 Full Year Re-Forecasted Budget	FY 2017 Year-to-Date Actual	Fiscal YTD Favrbl/(Unfavrbl) Budget	Actual to Budget Benchmark Rate 67%	FY 2016 Year-to-Date Actual	FY 2017 YTD Actual Change From FY 2016 YTD Actual
Sponsored Programs						
Federal Grants and Contracts Revenues	253,753,918	176,851,451	(76,902,467)	70%	176,718,242	133,209
State and Local Grants and Contracts Revenues	34,729,831	23,226,512	(11,503,319)	67%	22,566,451	660,061
Non-Governmental Grants and Contracts Revenues	30,719,656	23,006,761	(7,712,895)	75%	21,155,707	1,851,054
Gifts	-	-	-	N/A	-	-
Transfers	5,672,639	3,984,911	(1,687,728)	70%	3,048,548	936,363
Other Revenues	-	(953,997)	(953,997)	N/A	429	(954,426)
Total Sponsored Programs Revenues	324,876,044	226,115,638	(98,760,406)	70%	223,489,377	2,626,261
Salaries and Benefits	151,182,877	94,573,265	56,609,612	63%	93,031,885	(1,541,380)
Other Expenses	173,693,167	131,542,373	42,150,794	76%	130,457,492	(1,084,881)
Total Sponsored Programs Expenses	324,876,044	226,115,638	98,760,406	70%	223,489,377	(2,626,261)
Net Sponsored Programs Revenue/(Expense)	-	-	-		-	-
Clinical Operations						
State/Local Appropriations	25,305,380	16,870,200	(8,435,180)	67%	18,403,727	(1,533,527)
Physician Professional Fee Revenues	130,053,773	82,004,819	(48,048,954)	63%	80,204,854	1,799,965
Hospital Facility Revenues	902,747,843	597,373,840	(305,374,003)	66%	567,910,792	29,463,048
Other Patient Revenues, net of Allowance	162,983,762	102,818,018	(60,165,744)	63%	97,510,107	5,307,911
Mil Levy	95,977,991	63,985,328	(31,992,663)	67%	62,411,238	1,574,090
Investment Income	(273,140)	(43,410)	229,730	16%	200,708	(244,118)
Gifts	3,267,753	3,092,871	(174,882)	95%	1,664,688	1,428,183
Housestaff Revenues	37,907,661	25,353,125	(12,554,536)	67%	25,057,463	295,662
Other Revenues	24,454,058	13,690,650	(10,763,408)	56%	10,616,442	3,074,208
Total Clinical Operations Revenues	1,382,425,081	905,145,441	(477,279,640)	65%	863,980,019	41,165,422
Salaries and Benefits	762,841,326	498,681,610	264,159,716	65%	467,302,534	(31,379,076)
Interest Expense	3,846,613	2,564,402	1,282,211	67%	2,562,091	(2,311)
Housestaff Expenses	37,907,661	25,230,449	12,677,212	67%	24,705,797	(524,652)
Other Expenses	576,637,223	378,363,613	198,273,610	66%	362,594,097	(15,769,516)
Total Clinical Operations Expenses	1,381,232,823	904,840,074	476,392,749	66%	857,164,519	(47,675,555)
Net Clinical Operations Revenue/(Expense)	1,192,258	305,367	(886,891)		6,815,500	(6,510,133)
Contingencies						
Total Contingency Revenues	(1,188,384)	-	1,188,384	0%	-	-
Total Contingency Expenses	3,744,829	-	(3,744,829)	0%	-	-
Net Contingencies Revenue/(Expense)	(4,933,213)	-	4,933,213		-	-
Net Current Revenue/(Expense)	(39,271,661)	39,520,438	78,792,099		53,283,909	(13,763,471)

*** Clinical Operations include the SOM Clinical Departments which currently have a consolidated gain of \$112,389 and UNM Hospitals operations which currently has a net margin of \$192,978

Statements of Revenues, Expenses and Changes in Net Position - UNM Regents Format
For the eight month ended February 28, 2017
Preliminary and Unaudited

University of New Mexico - Main Campus Athletics & Auxiliary Operations

	FY 2017 Full Year Re-Forecasted Budget	FY 2017 Year-to-Date Actual	Fiscal YTD Favrbl/(Unfavrbl) Budget	Actual to Budget Benchmark Rate 67%	FY 2016 Year-to-Date Actual	FY 2017 YTD Actual Change From FY 2016 YTD Actual
Results of Athletics Operations:						
Athletics Revenues	39,245,714	28,770,602	(10,475,112)	73%	27,255,040	1,515,562
Athletics Transfers	(2,815,802)	(1,011,433)	1,804,369	36%	(2,462,544)	1,451,111
Total Athletics Revenues	36,429,912	27,759,169	(8,670,743)	76%	24,792,496	2,966,673
Athletics Expenses						
Salaries and Benefits	14,466,109	10,115,953	4,350,156	70%	9,986,297	(129,656)
Grant-in-Aid	4,615,847	4,320,633	295,214	94%	4,193,982	(126,651)
Other Expenses	17,792,563	13,418,865	4,373,698	75%	11,947,197	(1,471,668)
Total Athletics Expenses	36,874,519	27,855,451	9,019,068	76%	26,127,476	(1,727,975)
Total Net Athletics Revenue/(Expense)	(444,607)	(96,282)	348,325		(1,334,980)	1,238,698
Results of Auxiliary Operations:						
VP for Institutional Support Services						
Bookstore Revenues	14,358,413	11,296,132	(3,062,281)	79%	12,367,496	(1,071,364)
Bookstore Transfers	(410,888)	(233,334)	177,554	57%	(233,333)	(1)
Total Bookstore Revenues	13,947,525	11,062,798	(2,884,727)	79%	12,134,163	(1,071,365)
Total Bookstore Expenses	13,947,525	10,261,344	3,686,181	74%	11,035,479	774,135
Net Bookstore Revenue/(Expense)	-	801,454	801,454		1,098,684	(297,230)
Faculty & Staff Club Revenues	45,000	29,184	(15,816)	65%	67,682	(38,498)
Faculty & Staff Club Expenses	73,191	41,060	32,131	56%	41,236	176
Net Faculty & Staff Club Revenue/(Expense)	(28,191)	(11,876)	16,315		26,446	(38,322)
Food Service/Dining Revenues	2,444,914	1,577,364	(867,550)	65%	1,610,699	(33,335)
Food Service/Dining Transfers	(520,357)	(40,934)	479,423	8%	(38,333)	(2,601)
Total Food Service/Dining Revenues	1,924,557	1,536,430	(388,127)	80%	1,572,366	(35,936)
Total Food Service/Dining Expenses	1,924,557	916,923	1,007,634	48%	1,037,516	120,593
Net Food Service/Dining Revenue/(Expense)	-	619,507	619,507		534,850	84,657
Golf Courses Revenues	2,394,850	1,230,817	(1,164,033)	51%	1,272,085	(41,268)
Golf Courses Transfers	(39,250)	(14,439)	24,811	37%	(26,167)	11,728
Total Golf Courses Revenues	2,355,600	1,216,378	(1,139,222)	52%	1,245,918	(29,540)
Total Golf Courses Expenses	2,355,600	1,467,194	888,406	62%	1,456,221	(10,973)
Net Golf Courses Revenue/(Expense)	-	(250,816)	(250,816)		(210,303)	(40,513)
Housing	10,408,000	11,356,355	948,355	109%	10,751,630	604,725
Housing Transfers	(2,134,240)	(3,085,970)	(951,730)	145%	(2,973,721)	(112,249)
Total Housing Revenues	8,273,760	8,270,385	(3,375)	100%	7,777,909	492,476
Total Housing Expense	8,273,760	5,296,522	2,977,238	64%	5,373,809	77,287
Net Housing Revenue/(Expense)	-	2,973,863	2,973,863		2,404,100	569,763
Other Revenues	1,350,000	740,000	(610,000)	55%	707,931	32,069
Other Transfers	(1,677,000)	(1,330,000)	347,000	79%	(1,480,000)	150,000
Total Other Revenues	(327,000)	(590,000)	(263,000)	180%	(772,069)	182,069
Total Other Expense	8,162	-	8,162	0%	-	-
Net Other Revenue/(Expense)	(335,162)	(590,000)	(254,838)		(772,069)	182,069

Statements of Revenues, Expenses and Changes in Net Position - UNM Regents Format
For the eight month ended February 28, 2017
Preliminary and Unaudited

University of New Mexico - Main Campus Athletics & Auxiliary Operations

	FY 2017 Full Year Re-Forecasted Budget	FY 2017 Year-to-Date Actual	Fiscal YTD Favrb/(Unfavrb) Budget	Actual to Budget Benchmark Rate 67%	FY 2016 Year-to-Date Actual	FY 2017 YTD Actual Change From FY 2016 YTD Actual
Parking and Transportation Revenues	8,641,253	6,503,645	(2,137,608)	75%	6,622,020	(118,375)
Parking and Trans Transfers	(2,204,991)	(1,302,669)	902,322	59%	(1,286,903)	(15,766)
Total Parking and Trans Revenues	6,436,262	5,200,976	(1,235,286)	81%	5,335,117	(134,141)
Total Parking and Trans Expenses	6,436,262	3,974,897	2,461,365	62%	3,958,746	(16,151)
Net Parking and Trans Revenue/(Expense)	-	1,226,079	1,226,079		1,376,371	(150,292)
Popejoy Events Revenues	7,995,978	6,326,677	(1,669,301)	79%	3,959,720	2,366,957
Popejoy Events Transfers	-	(11,525)	(11,525)	N/A	-	(11,525)
Total Popejoy Events Revenues	7,995,978	6,315,152	(1,680,826)	79%	3,959,720	2,355,432
Total Popejoy Events Expenses	7,995,978	6,254,191	1,741,787	78%	4,035,017	(2,219,174)
Net Popejoy Events Revenue/(Expense)	-	60,961	60,961		(75,297)	136,258
Taos & Lawrence Ranch Revenues	58,784	62,202	3,418	106%	38,267	23,935
Taos & Lawrence Ranch Expenses	58,784	40,422	18,362	69%	46,870	6,448
Net Taos & Lawrence Ranch Revenue/(Expense)	-	21,780	21,780		(8,603)	30,383
Ticketing Services Revenues	1,050,795	827,747	(223,048)	79%	797,361	30,386
Ticketing Services Transfers	-	-	-	N/A	-	-
Total Ticketing Services Revenues	1,050,795	827,747	(223,048)	79%	797,361	30,386
Total Ticketing Services Expenses	1,050,795	677,123	373,672	64%	696,565	19,442
Net Ticketing Services Revenue/(Expense)	-	150,624	150,624		100,796	49,828
Total VP for Institutional Support Services Revenues	41,761,261	33,931,252	(7,830,009)	81%	32,156,434	1,774,818
Total VP for Institutional Support Services Expenses	42,124,614	28,929,676	13,194,938	69%	27,681,459	(1,248,217)
Net VP for Institutional Support Services Revenue/(Expense)	(363,353)	5,001,576	5,364,929		4,474,975	526,601
VP for Student Affairs						
Lobo Cash Revenues	89,315	66,083	(23,232)	74%	67,513	(1,430)
Lobo Cash Expenses	89,315	79,023	(10,292)	88%	38,440	(40,583)
Net Lobo Cash Revenue/(Expense)	-	(12,940)	(12,940)		29,073	(42,013)
Student Health Center Revenues	7,966,426	6,416,164	(1,550,262)	81%	6,769,957	(353,793)
Student Health Center Expenses	7,994,119	4,931,898	3,062,221	62%	5,128,688	196,790
Net Student Health Center Revenue/(Expense)	(27,693)	1,484,266	1,511,959		1,641,269	(157,003)
Student Union Revenues	3,228,157	2,511,055	(717,102)	78%	2,887,940	(376,885)
Student Union Expenses	3,228,157	1,904,864	1,323,293	59%	2,128,018	223,154
Net Student Union Revenue/(Expense)	-	606,191	606,191		759,922	(153,731)
Total VP for Student Affairs Revenues	11,283,898	8,993,302	(2,290,596)	80%	9,725,410	(732,108)
Total VP for Student Affairs Expenses	11,311,591	6,915,785	4,375,222	61%	7,295,146	379,361
Net VP for Student Affairs Revenue/(Expense)	(27,693)	2,077,517	2,105,210		2,430,264	(352,747)

Statements of Revenues, Expenses and Changes in Net Position - UNM Regents Format
For the eight month ended February 28, 2017
Preliminary and Unaudited

University of New Mexico - Main Campus Athletics & Auxiliary Operations

	FY 2017 Full Year Re-Forecasted Budget	FY 2017 Year-to-Date Actual	Fiscal YTD Favrbl/(Unfavrbl) Budget	Actual to Budget Benchmark Rate 67%	FY 2016 Year-to-Date Actual	FY 2017 YTD Actual Change From FY 2016 YTD Actual
Provost and Other Units						
Art Museum Revenues	5,500	1,029	(4,471)	19%	3,598	(2,569)
Art Museum Expenses	8,500	815	7,685	10%	725	(90)
Net Art Museum Revenue/(Expense)	(3,000)	214	3,214		2,873	(2,659)
CE Conference Ctr Revenues	225,000	170,434	(54,566)	76%	169,329	1,105
CE Conference Ctr Transfers	-	12,715	12,715	N/A	(33,100)	45,815
Total CE Conference Ctr Revenues	225,000	183,149	(41,851)	81%	136,229	46,920
Total CE Conference Ctr Expenses	225,000	157,487	67,513	70%	160,457	2,970
Net CE Conference Ctr Revenue/(Expense)	-	25,662	25,662		(24,228)	49,890
Maxwell Museum Revenues	40,000	26,939	(13,061)	67%	34,541	(7,602)
Maxwell Museum Expenses	40,000	10,955	29,045	27%	9,268	(1,687)
Net Maxwell Museum Revenue/(Expense)	-	15,984	15,984		25,273	(9,289)
Other Revenues	(13,368)	(17,123)	(3,755)	128%	5,222	(22,345)
Other Expenses	62,341	40,313	22,028	65%	43,902	3,589
Net Other Revenue/(Expense)	(75,709)	(57,436)	18,273		(38,680)	(18,756)
Total Provost and Other Units Revenues	257,132	193,994	(63,138)	75%	179,590	14,404
Total Provost and Other Units Expenses	335,841	209,570	126,271	62%	214,352	4,782
Net Provost and Other Units Revenue/(Expense)	(78,709)	(15,576)	63,133		(34,762)	19,186
Auxiliary Totals						
Total Auxiliary Revenues	53,302,291	43,118,548	(10,183,743)	81%	42,061,434	1,057,114
Total Auxiliary Expenses	53,772,046	36,055,031	17,717,015	67%	35,190,957	(864,074)
Net Auxiliary Revenue/(Expense)	(469,755)	7,063,517	7,533,272		6,870,477	193,040
Net Athletics Revenue/(Expense)	(444,607)	(96,282)	348,325		(1,334,980)	1,238,698
Net Auxiliary and Athletics Revenue/(Expense)	(914,362)	6,967,235	7,881,597		5,535,497	1,431,738
Net Branch Campuses Aux Revenue/(Expense)	-	(22,325)	(22,325)		(366,922)	344,597
Net All Auxiliary and Athletics Revenue/(Expense)	(914,362)	6,944,910	7,859,272		5,168,575	1,776,335

Statements of Revenues, Expenses and Changes in Net Position - UNM Regents Format
For the eight month ended February 28, 2017
Preliminary and Unaudited

Main Campus - Total Operations Current Funds

	FY 2017 Full Year Re-Forecasted Budget	FY 2017 Year-to-Date Actual	Fiscal YTD Favrb/(Unfavrb) Budget	Actual to Budget Benchmark Rate 67%	FY 2016 Year-to-Date Actual	FY 2017 YTD Actual Change From FY 2016 YTD Actual
Instruction and General						
Tuition and Fees Revenues	155,108,000	148,997,022	(6,110,978)	96%	147,952,690	1,044,332
State/Local Appropriations	178,567,500	119,045,000	(59,522,500)	67%	128,333,467	(9,288,467)
F & A Revenues	20,500,000	13,078,389	(7,421,611)	64%	12,424,046	654,343
Transfers	(54,013,813)	(33,415,063)	20,598,750	62%	(39,741,854)	6,326,791
Other Revenues	15,978,843	4,387,259	(11,591,584)	27%	10,883,217	(6,495,958)
Total Instruction and General Revenues	316,140,530	252,092,607	(64,047,923)	80%	259,851,566	(7,758,959)
Salaries	196,565,522	134,234,395	62,331,127	68%	134,652,103	417,708
Benefits	66,635,211	44,944,667	21,690,544	67%	42,733,479	(2,211,188)
Other Expenses	57,738,267	37,013,756	20,724,511	64%	39,740,174	2,726,418
Total Instruction and General Expenses	320,939,000	216,192,818	104,746,182	67%	217,125,756	932,938
Net Instruction and General Revenue/(Expense)	(4,798,470)	35,899,789	40,698,259		42,725,810	(6,826,021)
Research						
State/Local Appropriations	1,863,350	1,242,233	(621,117)	67%	1,340,233	(98,000)
Transfers	13,666,997	8,903,346	(4,763,651)	65%	8,106,021	797,325
Other Revenues	1,038,550	1,422,398	383,848	137%	1,151,513	270,885
Total Research Revenues	16,568,897	11,567,977	(5,000,920)	70%	10,597,767	970,210
Salaries and Benefits	12,529,822	7,664,455	4,865,367	61%	7,461,615	(202,840)
Other Expenses	11,270,523	5,318,593	5,951,930	47%	5,908,416	589,823
Total Research Expenses	23,800,345	12,983,048	10,817,297	55%	13,370,031	386,983
Net Research Revenue/(Expense)	(7,231,448)	(1,415,071)	5,816,377		(2,772,264)	1,357,193
Public Service						
State/Local Appropriations	3,165,550	2,110,367	(1,055,183)	67%	2,539,033	(428,666)
Sales and Services Revenues	8,561,451	5,022,710	(3,538,741)	59%	5,256,087	(233,377)
Gifts	7,202,583	5,769,956	(1,432,627)	80%	5,429,429	340,527
Transfers	(1,123,329)	(817,796)	305,533	73%	(381,715)	(436,081)
Other Revenues	4,937,508	3,090,566	(1,846,942)	63%	3,110,567	(20,001)
Total Public Service Revenues	22,743,763	15,175,803	(7,567,960)	67%	15,953,401	(777,598)
Salaries and Benefits	12,143,556	8,497,503	3,646,053	70%	8,700,785	203,282
Other Expenses	15,223,089	7,977,244	7,245,845	52%	8,796,895	819,651
Total Public Service Expenses	27,366,645	16,474,747	10,891,898	60%	17,497,680	1,022,933
Net Public Service Revenue/(Expense)	(4,622,882)	(1,298,944)	3,323,938		(1,544,279)	245,335

Statements of Revenues, Expenses and Changes in Net Position - UNM Regents Format
For the eight month ended February 28, 2017
Preliminary and Unaudited

Main Campus - Total Operations Current Funds

	FY 2017 Full Year Re-Forecasted Budget	FY 2017 Year-to-Date Actual	Fiscal YTD Favrb/(Unfavrb) Budget	Actual to Budget Benchmark Rate 67%	FY 2016 Year-to-Date Actual	FY 2017 YTD Actual Change From FY 2016 YTD Actual
Student Aid						
Private Grants/Gifts	3,892,964	3,556,201	(336,763)	91%	2,775,311	780,890
State Lottery Scholarships	33,750,000	33,750,000	-	100%	33,347,285	402,715
Transfers	16,175,347	10,059,993	(6,115,354)	62%	9,851,319	208,674
Other Revenues	444,114	91,997	(352,117)	21%	755,932	(663,935)
Total Student Aid Revenues	54,262,425	47,458,191	(6,804,234)	87%	46,729,847	728,344
Salaries and Benefits	1,900,769	1,846,773	53,996	97%	1,934,602	87,829
Other Expenses	60,442,845	54,798,370	5,644,475	91%	54,371,930	(426,440)
Total Student Aid Expenses	62,343,614	56,645,143	5,698,471	91%	56,306,532	(338,611)
Net Student Aid Revenue/(Expense)	(8,081,189)	(9,186,952)	(1,105,763)		(9,576,685)	389,733
Student Social & Cultural Programs						
Fee Revenues	8,006,537	7,008,004	(998,533)	88%	7,029,226	(21,222)
Sales and Services Revenues	1,330,557	948,440	(382,117)	71%	1,131,603	(183,163)
Transfers	405,670	456,579	50,909	113%	418,840	37,739
Other Revenues	104,402	91,106	(13,296)	87%	127,735	(36,629)
Total Student Social & Cultural Programs Revenues	9,847,166	8,504,129	(1,343,037)	86%	8,707,404	(203,275)
Salaries and Benefits	5,682,587	3,781,839	1,900,748	67%	3,851,549	69,710
Other Expenses	4,789,513	2,389,378	2,400,135	50%	2,840,553	451,175
Total Student Social & Cultural Programs Expenses	10,472,100	6,171,217	4,300,883	59%	6,692,102	520,885
Net Student Social & Cultural Programs Revenue/(Expense)	(624,934)	2,332,912	2,957,846		2,015,302	317,610
Auxiliaries						
Auxiliaries Revenues	53,302,291	43,118,548	(10,183,743)	81%	42,061,434	1,057,114
Athletics Revenues	36,429,912	27,759,169	(8,670,743)	76%	24,792,496	2,966,673
Total Auxiliaries Revenues	89,732,203	70,877,717	(18,854,486)	79%	66,853,930	4,023,787
Auxiliaries Expenses	53,772,046	36,055,031	17,717,015	67%	35,190,957	(864,074)
Athletics Expenses	36,874,519	27,855,451	9,019,068	76%	26,127,476	(1,727,975)
Total Auxiliaries Expenses	90,646,565	63,910,482	26,736,083	71%	61,318,433	(2,592,049)
Net Auxiliaries and Athletics Revenue/(Expense)	(914,362)	6,967,235	7,881,597		5,535,497	1,431,738

Statements of Revenues, Expenses and Changes in Net Position - UNM Regents Format
For the eight month ended February 28, 2017
Preliminary and Unaudited

Main Campus - Total Operations Current Funds

	FY 2017 Full Year Re-Forecasted Budget	FY 2017 Year-to-Date Actual	Fiscal YTD Favrbl/(Unfavrb) Budget	Actual to Budget Benchmark Rate 67%	FY 2016 Year-to-Date Actual	FY 2017 YTD Actual Change From FY 2016 YTD Actual
Sponsored Programs						
Federal Grants and Contracts Revenues	144,273,888	104,244,142	(40,029,746)	72%	104,801,942	(557,800)
State and Local Grants and Contracts Revenues	17,087,338	11,804,522	(5,282,816)	69%	10,829,300	975,222
Non-Governmental Grants and Contracts Revenues	12,600,000	9,485,144	(3,114,856)	75%	9,491,441	(6,297)
Gifts	-	-	-	N/A	-	-
Transfers	2,885,000	1,520,252	(1,364,748)	53%	961,756	558,496
Other Revenues	-	(953,997)	(953,997)	N/A	-	(953,997)
Total Sponsored Programs Revenues	<u>176,846,226</u>	<u>126,100,063</u>	<u>(50,746,163)</u>	<u>71%</u>	<u>126,084,439</u>	<u>15,624</u>
Salaries and Benefits	67,960,226	37,776,619	30,183,607	56%	37,050,578	(726,041)
Other Expenses	108,886,000	88,323,444	20,562,556	81%	89,033,861	710,417
Total Sponsored Programs Expenses	<u>176,846,226</u>	<u>126,100,063</u>	<u>50,746,163</u>	<u>71%</u>	<u>126,084,439</u>	<u>(15,624)</u>
Net Sponsored Programs Revenue/(Expense)	<u>-</u>	<u>-</u>	<u>-</u>		<u>-</u>	<u>-</u>
Contingencies						
Total Contingency Revenues	(1,183,234)	-	1,183,234	0%	-	-
Total Contingency Expenses	<u>6,284,979</u>	<u>-</u>	<u>(6,284,979)</u>	<u>0%</u>	<u>-</u>	<u>-</u>
Net Contingencies Revenue/(Expense)	<u>(7,468,213)</u>	<u>-</u>	<u>7,468,213</u>		<u>-</u>	<u>-</u>
Net Current Revenue/(Expense)	<u>(33,741,498)</u>	<u>33,298,969</u>	<u>67,040,467</u>		<u>36,383,381</u>	<u>(3,084,412)</u>

Statements of Revenues, Expenses and Changes in Net Position - UNM Regents Format
For the eight month ended February 28, 2017
Preliminary and Unaudited

Branch Campuses - Total Operations Current Funds

	FY 2017 Full Year Re-Forecasted Budget	FY 2017 Year-to-Date Actual	Fiscal YTD Favrb/(Unfavrb) Budget	Actual to Budget Benchmark Rate 67%	FY 2016 Year-to-Date Actual	FY 2017 YTD Actual Change From FY 2016 YTD Actual
Instruction and General						
Tuition and Fees Revenues	8,030,757	7,622,361	(408,396)	95%	7,543,713	78,648
State/Local Appropriations	27,260,320	18,173,547	(9,086,773)	67%	19,095,467	(921,920)
Transfers	(2,339,051)	(1,642,270)	696,781	70%	(1,735,534)	93,264
Other Revenues	691,664	789,176	97,512	114%	703,620	85,556
Total Instruction and General Revenues	33,643,690	24,942,814	(8,700,876)	74%	25,607,266	(664,452)
Salaries	21,185,791	13,547,457	7,638,334	64%	13,724,131	176,674
Benefits	6,892,695	4,236,683	2,656,012	61%	4,210,007	(26,676)
Other Expenses	9,402,122	4,596,663	4,805,459	49%	4,933,408	336,745
Total Instruction and General Expenses	37,480,608	22,380,803	15,099,805	60%	22,867,546	486,743
Net Instruction and General Revenue/(Expense)	(3,836,918)	2,562,011	6,398,929		2,739,720	(177,709)
Public Service						
State/Local Appropriations	-	-	-	N/A	-	-
Sales and Services Revenues	397,098	257,991	(139,107)	65%	336,412	(78,421)
Gifts	79,035	239,974	160,939	304%	138,870	101,104
Transfers	40,000	(1,184)	(41,184)	-3%	45,453	(46,637)
Other Revenues	-	115,449	115,449	N/A	191	115,258
Total Public Service Revenues	516,133	612,230	96,097	119%	520,926	91,304
Salaries and Benefits	253,669	330,602	(76,933)	130%	283,046	(47,556)
Other Expenses	452,531	151,974	300,557	34%	152,217	243
Total Public Service Expenses	706,200	482,576	223,624	68%	435,263	(47,313)
Net Public Service Revenue/(Expense)	(190,067)	129,654	319,721		85,663	43,991
Student Aid						
Private Grants/Gifts	100,025	55,417	(44,608)	55%	49,024	6,393
Transfers	378,110	357,261	(20,849)	94%	186,322	170,939
Other Revenues	17,000	15,901	(1,099)	94%	16,947	(1,046)
Total Student Aid Revenues	495,135	428,579	(66,556)	87%	252,293	176,286
Salaries and Benefits	12,225	11,851	374	97%	10,073	(1,778)
Other Expenses	676,110	309,743	366,367	46%	399,992	90,249
Total Student Aid Expenses	688,335	321,594	366,741	47%	410,065	88,471
Net Student Aid Revenue/(Expense)	(193,200)	106,985	300,185		(157,772)	264,757

Statements of Revenues, Expenses and Changes in Net Position - UNM Regents Format
For the eight month ended February 28, 2017
Preliminary and Unaudited

Branch Campuses - Total Operations Current Funds

	FY 2017 Full Year Re-Forecasted Budget	FY 2017 Year-to-Date Actual	Fiscal YTD Favrb/(Unfavrb) Budget	Actual to Budget Benchmark Rate 67%	FY 2016 Year-to-Date Actual	FY 2017 YTD Actual Change From FY 2016 YTD Actual
Student Social & Cultural Programs						
Fee Revenues	230,000	230,256	256	100%	234,186	(3,930)
Sales and Services Revenues	9,900	9,627	(273)	97%	11,328	(1,701)
Transfers	(40,000)	(41,000)	(1,000)	103%	(38,000)	(3,000)
Other Revenues	-	225	225	N/A	-	225
Total Student Social & Cultural Programs Revenues	199,900	199,108	(792)	100%	207,514	(8,406)
Salaries and Benefits	7,840	3,883	3,957	50%	23,775	19,892
Other Expenses	192,360	155,324	37,036	81%	122,440	(32,884)
Total Student Social & Cultural Programs Expenses	200,200	159,207	40,993	80%	146,215	(12,992)
Net Student Social & Cultural Programs Revenue/(Expense)	(300)	39,901	40,201		61,299	(21,398)
Auxiliaries						
Bookstore Revenues	1,929,560	1,477,005	(452,555)	77%	1,463,827	13,178
Housing and Food Service Revenues	770,000	99,427	(670,573)	13%	111,065	(11,638)
Transfers	(52,500)	(62,500)	(10,000)	119%	(10,000)	(52,500)
Other Auxiliaries Revenues	626,596	118,188	(508,408)	19%	92,866	25,322
Total Auxiliaries Revenues	3,273,656	1,632,120	(1,641,536)	50%	1,657,758	(25,638)
Bookstore Expenses	1,929,560	1,261,981	667,579	65%	1,618,340	356,359
Housing and Food Service Expenses	717,500	81,491	636,009	11%	89,811	8,320
Other Auxiliaries Expenses	626,596	310,973	315,623	50%	316,529	5,556
Total Auxiliaries Expenses	3,273,656	1,654,445	1,619,211	51%	2,024,680	370,235
Net Auxiliaries Revenue/(Expense)	-	(22,325)	(22,325)		(366,922)	344,597
Sponsored Programs						
Federal Grants and Contracts Revenues	6,337,373	5,346,710	(990,663)	84%	4,894,561	452,149
State and Local Grants and Contracts Revenues	2,310,476	978,846	(1,331,630)	42%	1,151,928	(173,082)
Non-Governmental Grants and Contracts Revenues	-	(10,402)	(10,402)	N/A	20,372	(30,774)
Gifts	-	-	-	N/A	-	-
Transfers	-	153,691	153,691	N/A	377,375	(223,684)
Other Revenues	-	-	-	N/A	429	(429)
Total Sponsored Programs Revenues	8,647,849	6,468,845	(2,179,004)	75%	6,444,665	24,180
Salaries and Benefits	5,168,748	4,099,412	1,069,336	79%	4,013,097	(86,315)
Other Expenses	3,479,101	2,369,433	1,109,668	68%	2,431,568	62,135
Total Sponsored Programs Expenses	8,647,849	6,468,845	2,179,004	75%	6,444,665	(24,180)
Net Sponsored Programs Revenue/(Expense)	-	-	-		-	-
Net Current Revenue/(Expense)	(4,220,485)	2,816,226	7,036,711		2,361,988	454,238

Statements of Revenues, Expenses and Changes in Net Position - UNM Regents Format
For the eight month ended February 28, 2017
Preliminary and Unaudited

Health Sciences Center - Total Operations Current Funds

	FY 2017 Full Year Re-Forecasted Budget	FY 2017 Year-to-Date Actual	Fiscal YTD Favrb/(Unfavrb) Budget	Actual to Budget Benchmark Rate 67%	FY 2016 Year-to-Date Actual	FY 2017 YTD Actual Change From FY 2016 YTD Actual
Instruction and General						
Tuition and Fees Revenues	16,751,725	15,790,959	(960,766)	94%	14,500,044	1,290,915
State/Local Appropriations	59,777,700	39,841,051	(19,936,649)	67%	42,970,445	(3,129,394)
F & A Revenues	24,000,000	16,123,270	(7,876,730)	67%	15,898,341	224,929
Transfers	12,437,486	5,192,995	(7,244,491)	42%	(3,180,378)	8,373,373
Other Revenues	4,255,509	2,910,406	(1,345,103)	68%	10,330,888	(7,420,482)
Total Instruction and General Revenues	117,222,420	79,858,681	(37,363,739)	68%	80,519,340	(660,659)
Salaries	73,702,775	50,878,537	22,824,238	69%	50,047,737	(830,800)
Benefits	23,354,398	15,696,713	7,657,685	67%	15,454,660	(242,053)
Other Expenses	20,828,220	11,027,890	9,800,330	53%	11,061,242	33,352
Total Instruction and General Expenses	117,885,393	77,603,140	40,282,253	66%	76,563,639	(1,039,501)
Net Instruction and General Revenue/(Expense)	(662,973)	2,255,541	2,918,514		3,955,701	(1,700,160)
Research						
State/Local Appropriations	9,892,171	6,579,297	(3,312,874)	67%	6,597,722	(18,425)
Generated Revenues	405,501	256,371	(149,130)	63%	243,667	12,704
Transfers	12,494,297	7,216,965	(5,277,332)	58%	7,248,112	(31,147)
Other Revenues	2,263,588	1,285,174	(978,414)	57%	1,486,281	(201,107)
Total Research Revenues	25,055,557	15,337,807	(9,717,750)	61%	15,575,782	(237,975)
Salaries and Benefits	15,896,680	8,853,497	7,043,183	56%	8,530,073	(323,424)
Other Expenses	10,941,353	6,126,892	4,814,461	56%	5,661,633	(465,259)
Total Research Expenses	26,838,033	14,980,389	11,857,644	56%	14,191,706	(788,683)
Net Research Revenue/(Expense)	(1,782,476)	357,418	2,139,894		1,384,076	(1,026,658)
Public Service						
State/Local Appropriations	254,600	169,800	(84,800)	67%	183,136	(13,336)
Sales and Services Revenues	15,384,108	10,614,681	(4,769,427)	69%	3,675,190	6,939,491
Gifts	1,854,112	1,306,293	(547,819)	70%	2,329,324	(1,023,031)
Transfers	(5,867,705)	(4,353,259)	1,514,446	74%	2,352,332	(6,705,591)
Other Revenues	2,876,824	1,693,804	(1,183,020)	59%	1,300,731	393,073
Total Public Service Revenues	14,501,939	9,431,319	(5,070,620)	65%	9,840,713	(409,394)
Salaries and Benefits	5,446,714	3,242,652	2,204,062	60%	2,238,463	(1,004,189)
Other Expenses	10,816,826	5,640,934	5,175,892	52%	5,342,445	(298,489)
Total Public Service Expenses	16,263,540	8,883,586	7,379,954	55%	7,580,908	(1,302,678)
Net Public Service Revenue/(Expense)	(1,761,601)	547,733	2,309,334		2,259,805	(1,712,072)

Statements of Revenues, Expenses and Changes in Net Position - UNM Regents Format
For the eight month ended February 28, 2017
Preliminary and Unaudited

Health Sciences Center - Total Operations Current Funds

	FY 2017 Full Year Re-Forecasted Budget	FY 2017 Year-to-Date Actual	Fiscal YTD Favrb/(Unfavrb) Budget	Actual to Budget Benchmark Rate 67%	FY 2016 Year-to-Date Actual	FY 2017 YTD Actual Change From FY 2016 YTD Actual
Student Aid						
Gifts	1,799,372	1,043,973	(755,399)	58%	898,618	145,355
Investment Income	-	-	-	N/A	-	-
Transfers	2,198,047	1,499,543	(698,504)	68%	1,533,313	(33,770)
Other Revenues	-	-	-	N/A	-	-
Total Student Aid Revenues	3,997,419	2,543,516	(1,453,903)	64%	2,431,931	111,585
Salaries and Benefits	1,864,986	1,400,201	464,785	75%	1,172,744	(227,457)
Other Expenses	2,916,794	1,212,358	1,704,436	42%	1,160,098	(52,260)
Total Student Aid Expenses	4,781,780	2,612,559	2,169,221	55%	2,332,842	(279,717)
Net Student Aid Revenue/(Expense)	(784,361)	(69,043)	715,318		99,089	(168,132)
Student Social & Cultural Programs						
Fee Revenues	-	-	-	N/A	-	-
Sales and Services Revenues	51,199	41,239	(9,960)	81%	47,942	(6,703)
Transfers	(8,360)	(8,360)	-	100%	13,362	(21,722)
Other Revenues	2,500	2,650	150	106%	900	1,750
Total Student Social & Cultural Programs Revenues	45,339	35,529	(9,810)	78%	62,204	(26,675)
Salaries and Benefits	466	466	-	100%	172	(294)
Other Expenses	90,398	26,836	63,562	30%	37,663	10,827
Total Student Social & Cultural Programs Expenses	90,864	27,302	63,562	30%	37,835	10,533
Net Student Social & Cultural Programs Revenue/(Expense)	(45,525)	8,227	53,752		24,369	(16,142)
Sponsored Programs						
Federal Grants and Contracts Revenues	103,142,657	67,260,599	(35,882,058)	65%	67,021,739	238,860
State and Local Grants and Contracts Revenues	15,332,017	10,443,144	(4,888,873)	68%	10,585,223	(142,079)
Non-Governmental Grants and Contracts Revenues	18,119,656	13,532,019	(4,587,637)	75%	11,643,894	1,888,125
Gifts	-	-	-	N/A	-	-
Other Revenues	-	-	-	N/A	-	-
Transfers	2,787,639	2,310,968	(476,671)	83%	1,709,417	601,551
Total Sponsored Programs Revenues	139,381,969	93,546,730	(45,835,239)	67%	90,960,273	2,586,457
Salaries and Benefits	78,053,903	52,697,234	25,356,669	68%	51,968,210	(729,024)
Other Expenses	61,328,066	40,849,496	20,478,570	67%	38,992,063	(1,857,433)
Total Sponsored Programs Expenses	139,381,969	93,546,730	45,835,239	67%	90,960,273	(2,586,457)
Net Sponsored Programs Revenue/(Expense)	-	-	-		-	-

Statements of Revenues, Expenses and Changes in Net Position - UNM Regents Format
For the eight month ended February 28, 2017
Preliminary and Unaudited

Health Sciences Center - Total Operations Current Funds

	FY 2017 Full Year Re-Forecasted Budget	FY 2017 Year-to-Date Actual	Fiscal YTD Favrb/(Unfavrb) Budget	Actual to Budget Benchmark Rate 67%	FY 2016 Year-to-Date Actual	FY 2017 YTD Actual Change From FY 2016 YTD Actual
Clinical Operations						
State/Local Appropriations	25,305,380	16,870,200	(8,435,180)	67%	18,403,727	(1,533,527)
Physician Professional Fee Revenues	130,053,773	82,004,819	(48,048,954)	63%	80,204,854	1,799,965
Hospital Facility Revenues	902,747,843	597,373,840	(305,374,003)	66%	567,910,792	29,463,048
Other Patient Revenues, net of Allowance	162,983,762	102,818,018	(60,165,744)	63%	97,510,107	5,307,911
Mil Levy	95,977,991	63,985,328	(31,992,663)	67%	62,411,238	1,574,090
Investment Income	(273,140)	(43,410)	229,730	16%	200,708	(244,118)
Gifts	3,267,753	3,092,871	(174,882)	95%	1,664,688	1,428,183
Housestaff Revenues	37,907,661	25,353,125	(12,554,536)	67%	25,057,463	295,662
Other Revenues	24,454,058	13,690,650	(10,763,408)	56%	10,616,442	3,074,208
Total Clinical Operations Revenues	1,382,425,081	905,145,441	(477,279,640)	65%	863,980,019	41,165,422
Salaries and Benefits	762,841,326	498,681,610	264,159,716	65%	467,302,534	(31,379,076)
Interest Expense	3,846,613	2,564,402	1,282,211	67%	2,562,091	(2,311)
Housestaff Expenses	37,907,661	25,230,449	12,677,212	67%	24,705,797	(524,652)
Other Expenses	576,637,223	378,363,613	198,273,610	66%	362,594,097	(15,769,516)
Total Clinical Operations Expenses	1,381,232,823	904,840,074	476,392,749	66%	857,164,519	(47,675,555)
Net Clinical Operations Revenue/(Expense)	1,192,258	305,367	(886,891)		6,815,500	(6,510,133)
Contingencies						
Total Contingency Revenues	(5,150)	-	5,150	0%	-	-
Total Contingency Expenses	(2,540,150)	-	(2,540,150)	0%	-	-
Net Contingencies Revenue/(Expense)	2,535,000	-	(2,535,000)		-	-
Net Current Revenue/(Expense)	(1,309,678)	3,405,243	4,714,921		14,538,540	(11,133,297)

*** Clinical Operations include the SOM Clinical Departments which currently have a consolidated gain of \$112,389 and UNM Hospitals operations which currently has a net margin of \$192,978

Statements of Revenues, Expenses and Changes in Net Assets - UNM Regents Format
 For the eight month period ended February 28, 2017
 Preliminary and Unaudited

Detail of State/Local Appropriations
Consolidated - Total Operations Current Funds

	FY 2017 Full Year Re-Forecasted Budget	FY 2017 Year-to-Date Actual	Fiscal YTD Favrb/(Unfavrb) Budget	Actual to Budget Benchmark Rate 67%
Instruction and General				
Instruction & General Appropriations	255,576,300	170,373,456	(85,202,844)	67%
State Special Project Appropriations	1,145,800	763,866	(381,934)	67%
Tobacco Settlement Appropriations	1,081,600	721,063	(360,537)	67%
Mill Levy	7,801,820	5,201,213	(2,600,607)	67%
Total Instruction and General Appropriations	265,605,520	177,059,598	(88,545,922)	67%
Research				
State Special Project Appropriations	6,344,950	4,229,833	(2,115,117)	67%
Tobacco Settlement Appropriations	937,200	624,800	(312,400)	67%
Cigarette Tax Appropriations	4,473,371	2,966,897	(1,506,474)	66%
Total Research Appropriations	11,755,521	7,821,530	(3,933,991)	67%
Public Service				
State Special Project Appropriations	3,420,150	2,280,167	(1,139,983)	67%
Total Public Service Appropriations	3,420,150	2,280,167	(1,139,983)	67%
Clinical Operations				
State Special Project Appropriations	24,465,080	16,310,000	(8,155,080)	67%
Tobacco Settlement Appropriations	840,300	560,200	(280,100)	67%
Total Clinical Operations Appropriations	25,305,380	16,870,200	(8,435,180)	67%

Statements of Revenues, Expenses and Changes in Net Assets - UNM Regents Format
 For the eight month period ended February 28, 2017
 Preliminary and Unaudited

Detail of State/Local Appropriations
Main Campus - Total Operations Current Funds

	FY 2017 Full Year Re-Forecasted Budget	FY 2017 Year-to-Date Actual	Fiscal YTD Favrb/(Unfavrb) Budget	Actual to Budget Benchmark Rate 67%
Instruction and General				
Instruction & General Appropriations	177,421,700	118,281,134	(59,140,566)	67%
State Special Project Appropriations				
African American Student Services	67,400	44,933	(22,467)	67%
Degree Mapping	69,500	46,333	(23,167)	67%
Disabled Student Services	177,800	118,533	(59,267)	67%
ENLACE	59,400	39,600	(19,800)	67%
Hispanic Student Center	146,600	97,733	(48,867)	67%
Minority Graduate Recruitment	109,900	73,267	(36,633)	67%
Native American Studies Intervention	330,300	220,200	(110,100)	67%
Pre-College Minority Student Math & Science	184,900	123,267	(61,633)	67%
Total State Special Project Appropriations	<u>1,145,800</u>	<u>763,866</u>	<u>(381,934)</u>	<u>67%</u>
Total Instruction and General Appropriations	<u>178,567,500</u>	<u>119,045,000</u>	<u>(59,522,500)</u>	<u>67%</u>
Research				
State Special Project Appropriations				
Center for Regional Studies (SW Research Ctr)	915,950	610,633	(305,317)	67%
Manufacturing Engineering	520,800	347,200	(173,600)	67%
Morrisey Hall	44,100	29,400	(14,700)	67%
Resource Geographic Information System	61,500	41,000	(20,500)	67%
Utton Transboundary Resource Center	321,000	214,000	(107,000)	67%
Total State Special Project Appropriations	<u>1,863,350</u>	<u>1,242,233</u>	<u>(621,117)</u>	<u>67%</u>
Total Research Appropriations	<u>1,863,350</u>	<u>1,242,233</u>	<u>(621,117)</u>	<u>67%</u>
Public Service				
State Special Project Appropriations				
Bureau of Business Research (Census)	356,500	237,666	(118,834)	67%
College Prep Mentoring/School of Law	111,900	74,600	(37,300)	67%
College Preparatory Mentoring	159,000	106,000	(53,000)	67%
Corrine Wolfe Law Center/Child Abuse Training	159,300	106,200	(53,100)	67%
Family Development Program	527,100	351,400	(175,700)	67%
ISTEC	45,200	30,133	(15,067)	67%
Judicial Selection	21,300	14,200	(7,100)	67%
KNME-TV	1,091,300	727,534	(363,766)	67%
Land Grant Studies Program	122,200	81,467	(40,733)	67%
N. M. Historical Review	44,500	29,667	(14,833)	67%
Southwest Indian Law Clinic	192,500	128,333	(64,167)	67%
Spanish Colonial Research Center (SW Research Ctr)	137,850	91,900	(45,950)	67%
Spanish Resource Center	38,800	25,867	(12,933)	67%
Substance Abuse Program	68,800	45,867	(22,933)	67%
Wildlife Law Education	89,300	59,533	(29,767)	67%
Total State Special Project Appropriations	<u>3,165,550</u>	<u>2,110,367</u>	<u>(1,055,183)</u>	<u>67%</u>
Total Public Service Appropriations	<u>3,165,550</u>	<u>2,110,367</u>	<u>(1,055,183)</u>	<u>67%</u>

Statements of Revenues, Expenses and Changes in Net Assets - UNM Regents Format
 For the eight month period ended February 28, 2017
 Preliminary and Unaudited

Detail of State/Local Appropriations
Branch Campuses - Total Operations Current Funds

	FY 2017 Full Year Re-Forecasted Budget	FY 2017 Year-to-Date Actual	Fiscal YTD Favrb/(Unfavrb) Budget	Actual to Budget Benchmark Rate 67%
Instruction and General				
Instruction & General Appropriations				
Gallup	8,841,700	5,894,468	(2,947,232)	67%
Los Alamos	1,749,300	1,166,200	(583,100)	67%
Valencia	5,345,000	3,563,333	(1,781,667)	67%
Taos	3,522,500	2,348,333	(1,174,167)	67%
Total Instruction & General Appropriations	<u>19,458,500</u>	<u>12,972,334</u>	<u>(6,486,166)</u>	<u>67%</u>
Mill Levy				
McKinley County	2,575,000	1,716,666	(858,334)	67%
Los Alamos County	675,000	450,000	(225,000)	67%
Valencia County	2,658,490	1,772,327	(886,163)	67%
Taos County	1,893,330	1,262,220	(631,110)	67%
Total Mill Levy	<u>7,801,820</u>	<u>5,201,213</u>	<u>(2,600,607)</u>	<u>67%</u>
Total Branch Appropriations	<u>27,260,320</u>	<u>18,173,547</u>	<u>(9,086,773)</u>	<u>67%</u>

Statements of Revenues, Expenses and Changes in Net Assets - UNM Regents Format
 For the eight month period ended February 28, 2017
 Preliminary and Unaudited

Detail of State/Local Appropriations
Health Sciences Center - Total Operations Current Funds

	FY 2017 Full Year Re-Forecasted Budget	FY 2017 Year-to-Date Actual	Fiscal YTD Favrb/(Unfavrb) Budget	Actual to Budget Benchmark Rate 67%
Instruction and General				
Instruction & General Appropriations	58,696,100	39,119,988	(19,576,112)	67%
Tobacco Settlement Appropriations				
Instruction & General	581,600	387,729	(193,871)	67%
Pediatric Specialty Education	250,000	166,667	(83,333)	67%
Trauma Specialty Education	250,000	166,667	(83,333)	67%
Total Tobacco Settlement Appropriations	1,081,600	721,063	(360,537)	67%
Total Instruction and General Appropriations	59,777,700	39,841,051	(19,936,649)	67%
Research				
State Special Project Appropriations				
Cancer Center	2,494,500	1,662,900	(831,600)	67%
Hepatitis C, Project ECHO	1,987,100	1,324,700	(662,400)	67%
Total State Special Project Appropriations	4,481,600	2,987,600	(1,494,000)	67%
Tobacco Settlement Appropriations				
Genomics, Biocomputing, Environmental Health	937,200	624,800	(312,400)	67%
Total Tobacco Settlement Appropriations	937,200	624,800	(312,400)	67%
Cigarette Tax Revenues	4,473,371	2,966,897	(1,506,474)	66%
Total Research Appropriations	9,892,171	6,579,297	(3,312,874)	67%
Public Service				
State Special Project Appropriations				
Center for Native American Health	254,600	169,800	(84,800)	67%
Total State Special Project Appropriations	254,600	169,800	(84,800)	67%
Total Public Service Appropriations	254,600	169,800	(84,800)	67%
Clinical Operations				
State Special Project Appropriations				
Newborn Intensive Care Unit	3,105,400	2,070,200	(1,035,200)	67%
Office of the Medical Investigator	4,754,800	3,170,000	(1,584,800)	67%
Pediatric Oncology	1,208,200	805,400	(402,800)	67%
Poison and Drug Info Center	1,471,000	980,600	(490,400)	67%
Native American Suicide Prevention	92,400	61,600	(30,800)	67%
GME Residencies	1,675,200	1,116,800	(558,400)	67%
UNM Hospitals	12,158,080	8,105,400	(4,052,680)	67%
Total State Special Project Appropriations	24,465,080	16,310,000	(8,155,080)	67%
Tobacco Settlement Appropriations				
Pediatric Oncology	250,000	166,666	(83,334)	67%
Poison and Drug Info Center	590,300	393,534	(196,766)	67%
Total Tobacco Settlement Appropriations	840,300	560,200	(280,100)	67%
Total Clinical Operations Appropriations	25,305,380	16,870,200	(8,435,180)	67%

FY17 UNM Debt Service Schedule

As of February 28, 2017

*Includes Hospital Debt

UNM Bond Issue	Fixed or Variable Rate Issue	Original Issue Amount	Outstanding Principal Balance on June 30, 2016	Principal Payment due on June 1, 2017	Interest Payment paid on December 1, 2016	Interest Payment due on June 1, 2017	FY 2017 Principal & Interest
Sub Lien System Rfdg Revenue & Improvement Bonds ⁽¹⁾ Series 2016 A: Interest Range 2.0% to 4.5% Final Maturity Year 2046	Fixed Rate	\$160,290,000	\$158,435,000	\$985,000	\$3,109,850	\$3,109,850	\$7,204,700
Sub Lien System Rfdg Revenue Bonds ⁽⁸⁾ Series 2016 B: Interest Range .72% to 2.48% Final Maturity Year 2024	Fixed Rate	\$8,215,000	\$8,030,000	\$160,000	\$77,374	\$77,374	\$314,748
⁽¹⁾ GNMA Collateralized Taxable Hospital Revenue Bonds* Series 2015: Interest Range .484% to 3.532% Final Maturity Year 2032	Fixed Rate	\$115,000,000	\$108,965,000	\$5,540,000 (due 6/20/2017)	\$1,585,989 (due 12/20/2016)	\$1,585,989 (due 6/20/2017)	\$8,711,979
Sub Lien System Imp Revenue Bonds ⁽⁴⁾ Series 2014 A: Interest Range 3.0% to 5.0% Final Maturity Year 2033	Fixed Rate	\$10,980,000	\$8,475,000	\$1,280,000	\$179,325	\$179,325	\$1,638,650
Sub Lien System Rfdg Revenue Bonds ⁽⁵⁾ Series 2014 B: Interest Range 0.496% to 3.280% Final Maturity Year 2024	Fixed Rate	\$3,710,000	\$3,005,000	\$370,000	\$37,627	\$37,627	\$445,254
Sub Lien System Rfdg Revenue Bonds ⁽⁶⁾ Series 2014 C: Interest Range 1.5% to 5.0% Final Maturity Year 2035	Fixed Rate	\$100,085,000	\$95,475,000	\$2,620,000	\$2,386,875	\$2,386,875	\$7,393,750
Sub Lien System Imp Revenue Bonds ⁽³⁾ Series 2012: Interest Range 2.0% to 5.0% Final Maturity Year 2032	Fixed Rate	\$35,215,000	\$29,165,000	\$1,450,000	\$695,025	\$695,025	\$2,840,050
Sub Lien System Imp Revenue Bonds (portion refunded 03/08/2016) Series 2007 A&B: Interest Range 4.096% to 5.302% Final Maturity Year 2036	Fixed Rate	\$7,010,000	\$5,010,000	\$2,090,000	\$104,633	\$104,633	\$2,299,266
Sub Lien Sys Rfdg Revenue Bonds ⁽²⁾ Series 2002 B: Variable Rate Demand Bonds - rates reset weekly Weekly rate as of June 30, 2014 was 0.05% Final Maturity Year 2026	Variable Rate	\$25,475,000	\$17,450,000	\$1,300,000	\$334,168	\$334,168	\$1,968,335
Sub Lien System Rfdg Revenue Bonds ⁽²⁾ Series 2002 C: Variable Rate Demand Bonds - rates reset weekly Weekly rate as of June 30, 2014 was 0.05% Final Maturity Year 2030	Variable Rate	\$37,840,000	\$32,460,000	\$985,000	\$639,462	\$639,462	\$2,263,924
Sub Lien System Imp Revenue Bonds ⁽²⁾ Series 2001: Variable Rate Demand Bonds - rates reset weekly Weekly rate as of June 30, 2014 was 0.07% Ceiling of 12% Final Maturity Year 2026	Variable Rate	\$52,625,000	\$28,755,000	\$2,365,000	\$575,100	\$575,100	\$3,515,200
System Revenue Bonds Series 2000 B: Interest Range 5.50% to 6.35% Final Maturity Year 2019	Fixed Rate	\$6,621,671	\$921,702	\$382,969	\$0	\$732,031	\$1,115,000
System Revenue Rfdg Bonds Series 1992 A: Interest Range 6.0% to 6.25% Final Maturity Year 2021	Fixed Rate	\$36,790,000	\$11,600,000	\$2,190,000	\$348,000	\$348,000	\$2,886,000
Grand Total		\$599,856,671	\$507,746,702	\$21,717,969	\$10,073,428	\$10,805,459	\$42,596,855

Note: See attached matrix for funding sources.

(1) Source: UNM Hospital - UNM Hospital Principal payment is due on June 20; interest payments are due on December 20 and June 20.

(2) Variable Rate bonds reflect the actual synthetically fixed interest rate that UNM pays.

It is noted that all ranges of interest rates and final maturity dates are reflective of Serial bonds.

(3) Series 2012 bonds refunded 2002A bonds,

(4) Series 2014A bonds refunded 2003A, 2003B bonds,

(5) Series 2014B bonds refunded 2003C bonds,

(6) Series 2014C bonds refunded 2005A bonds,

(7) Series 2016A bonds refunded a portion of 2007A bonds, March 2016

(8) Series 2016B bonds refunded a portion of 2007B bonds, March 2016

FY17 UNM Debt Service - Source of Funds

As of February 28, 2017

	Series 2016A	Series 2016B	Series 2015 (UNMH Bond)	Series 2014A	Series 2014B	Series 2014C	Series 2012	Series 2007A&B	Series 2002B	Series 2002C	Series 2001	Series 2000B	Series 1992
Student Fees- Facility	X	X	X		X	X	X	X	X		X	X	
Student Fees - IT					X	X							
Parking Services	X	X			X	X	X						X
UNM Hospital			X					X					X
Bookstore			X										X
Housing & Dining Services			X			X			X		X		
Building R&R			X					X					X
Real Estate Department	X	X	X	X			X	X					
Physical Plant Department	X	X			X	X	X	X		X			
Information Technologies					X	X							
Athletics	X	X					X						
KNME													X
Opto Bldg (CHTM Res Park)								X					
CRTC								X					
Continuing Education								X					
Golf Course - North & South									X		X		
HSC	X	X				X	X						
Interest on Reserve Funds			X					X	X		X		
ASM New Facility	X												
Johnson Center Expansion & Renewal	X												
Smith Plaza	X												



Board of Regent Report

UNM Alumni Association & Alumni Relations Office

April 18, 2017

Strategic Goals

Goal: Maximize alumni and student engagement

Student Engagement

- Donut Days – Wednesday, April 5, 2017; 148 students and 162 faculty/staff attended.
- Trailblazers Student Alumni Ambassadors selected new members to replace those graduating in May. To celebrate, the organization arranged a traditions hike at the “U” mountain in the foothills.
- Grad Fair – March 21 – 24, North Campus and Main Bookstore. Alumni staff and volunteers provided grad packs to over 500 pending graduates who attended the Grad Fairs. Grad packs included information on alumni benefits, free photos at the U, New Grad Bash, chapter information, Cherry & Silver Society, alumni magnets and stickers.
- Student Recognition Reception – April 21, recognition of Citizenship Awards and Trailblazer of the Year Award (Lauren Dennis), UNM Ballroom
- Free Grad Photos at the U – April 26-27, sponsored by the UNM Alumni Association, 6:00 - 10:00 pm
- The Alumni Association, Global Education Office and Graduate Studies are developing a new partnership to build the international graduate student experience and increase networking opportunities with alumni.

Alumni Engagement – Chapters and Alumni Outreach Calendar

Dallas Chapter: April 1 – UNM Update with Chaouki Abdallah and James Lewis, 33 attended the event.

Denver Chapter: April 21 – “505 in the 303” Alumni Night at Colorado Rockies Game

Los Angeles Chapter

- April 20 – National College Fair, Pasadena Convention Center
- April 23 – National College Fair, Anaheim Convention Center
- April 26 – National College Fair, Camarillo Airport

NorCal Chapter:

- April 6 – San Francisco Museum Of Modern Art Tour by Kymberly Pinder, College of Fine Arts Dean and presentations by IFDM Alumni, Shem Nguyen and Jeremy Bernstein on collaborative game, “Snowday.”
- April 7 – Network Reception at Triple Rock Brewery, Berkeley, CA.

Orlando Group: April 16 – Spring Lunch at Chuy’s

Phoenix Chapter: March 16 – held a networking reception at Mother Bunch Brewery. One alum provided a check donation to a Speech Sciences scholarship in his mother’s name. Thirteen attended the reception.

Salt Lake City Chapter: April 7 – Epic Brewing Company Tour and Reception

San Diego Chapter

- April 21 – Lobo Meet Up for NM Red & Green Cuisine Food Truck at Groundswell Brewery
- April 24 – San Diego District College Fair
- April 26 – National College Fair, San Diego Convention Center

UNM Black Alumni Chapter: April 29, 2:00-4:00 pm, Reception for Graduates and Alumni at Hodgkin Hall following the African American Student Services Graduation program.

Other Campus Outreach

- The Alumni Association is offering the first ever, \$1,000 prize to a UNM College of Fine Arts student who submits the chosen original art for a new Homecoming Art Poster competition.
- The Chemistry Department is developing an alumni group and planning to offer a “Chemistry of Green Chile” dinner to alumni and community members.
- The Alumni Association, Global Education Office and Graduate Studies will be implementing a new program to locate Lobos who live abroad through a partnership funded by the Office of Graduate Studies.

Lobo Living Room

Thursday, March 23, 2017: The Power to Cure Multiplied – Project ECHO

The UNM Alumni Association with UNM Health Sciences Center and the School of Medicine hosted a Lobo Living Room, *The Power To Cure Multiplied – Project ECHO*, presented by Dr. Sanjeev Arora at the Domenici Center Auditorium. A reception preceded the presentation. 95 alumni and community members attended.

Thursday, April 20, 2017: BEES: Sustainability and Their Future – Hodgkin Hall Alumni Center, 6 pm, featuring bee biologist, Catherine Cumberland, urban bee keepers Monica and Ryan Kowal, and sustainability presenter, Bruce Milne. Local honey products and exhibits on local bee services will be on hand.

Greater Albuquerque Area Alumni Chapter (GAAAC)

Saturday, April 8: Volunteered at **Spring Storm**

Wednesday, April 19, at 6:00 pm: Consumer Security: Protecting the Citizens of New Mexico.

GAAAC is organizing a Professional Development presentation on Financial Literacy on The UNM Alumni Association and the New Mexico Attorney General’s Office are joining forces in conjunction with Financial Literacy Month and *Money Smart Week* in April. The presentation will be held on the UNM campus at Hodgkin Hall for alumni and students. Topics will include: recognizing the red flags of financial scams, consumer online safety, crime prevention, identity theft and fraud. UNM alums Patrick Stewart and Shaylyn Garcia Roy will present the free program.

UNM Alumni Association Statewide Outreach

Saturday, March 18, 2017: Dana Tai Soon Burgess Dance Company, Santa Fe, NM

UNM alum, Dana Tai Soon Burgess, the Smithsonian’s first ever choreographer-in-residence, and his dance company toured New Mexico. They offered master classes for dancers, and 2 performances in Santa Fe and Albuquerque. The Santa Fe performance at the NDI Dance Barns was a success with 226 people attending. The milestone tour made possible thanks to the generous support from

individual and organizational donors including the UNM Alumni Association, the College of Fine Arts and the National Dance Institute. The March 2017 anniversary tour kicked off in Santa Fe, New Mexico, the choreographer's hometown.

Financial Literacy Outreach in New Mexico

The New Mexico Attorney General's Office Community Outreach Program along with the UNM Alumni Association will present *Consumer Security: Protecting the Citizens of New Mexico* in conjunction with Financial Literacy Month and *Money Smart Week* in April. Topics to include: recognizing the red flags of financial scams, consumer online safety, crime prevention, identity theft and fraud. UNM alums Patrick Stewart and Shaylyn Garcia Roy will present the free program. The following New Mexico Cities have been scheduled for various *Consumer Security* presentations:

- **Socorro, NM, April 6**
- **Las Cruces, NM, April 7**
- **Farmington, NM, April 12**
- **Aztec, NM, April 13**

Goal: Maximize benefits of technology

Website

Views: 4,553

Top 5 Pages:

1. Home
2. Mirage Magazine
3. Travel
4. Mirage Magazine Delivery Preferences
5. Alumni Chapel

Online Community

New Registered Members: 158

Broadcast Emails

In March, we sent 20 emails, including the Howler on March 2 and reminder emails for events:

- Total number of people sent to (people can receive multiple emails to comprise this total): 341,761
- Bounces: 895
- Opens: 55,474
- Clicks: 2,305
- Unique clicks: 1,720
- Unsubscribes: 257

Social Media

Social media statistics for in March 2017:

- Total number of Facebook followers as of March 31: 4,612
- Total number of Facebook posts: 34
- Number of daily interactions (average): 1,178

- Number of followers reached weekly (average): 4,508
- Number of impressions for the month (total): 2,164,291
- Total number of Twitter followers as of March 31: 2,110
- Total number of Twitter posts: 29
- Number of @mentions: 13
- Number of impressions for the month (total): 65,700
- Total number of Instagram followers as of March 31: 577
- Total number of Instagram posts: 24
- Number of impressions for the month (total): 2,752

Goal: Invest in a strategic and collaborative communications and marketing program

Howler Statistics

The Howler monthly e-newsletter continues to average a 15% open rate (about 12,700), with an average of 800 click throughs per issue.

- The April issue featured: Golden Graduate & Heritage Club Weekend activities; Spring 2017 grad activities; an update on the Karen Abraham Courtyard; upcoming Lobo Living Room about bees; and upcoming chapter events in northern California, Denver, LA, Orlando, Salt Lake City and San Diego.

Mirage Magazine

In the Spring 2017 edition, and the communications for its promotion, we asked alumni to opt-in to digital delivery. The Alumni Association is also moving to a digital delivery, via email, only for all on-campus faculty and staff at the University. A press release has been sent to UCAM for publication in the News Minute and Newsroom, and an email has been sent to Staff Council, Faculty Senate, HSC Marketing & Communications and UCAM for distribution to staff and faculty about the changes and how to opt-in to print if they prefer a hardcopy of the magazine. All subscription preference updates will go into effect for the Fall 2017 edition of Mirage Magazine.

Mirage Delivery Preference Update Submissions:

- Total: 287
- Email: 242
- Print: 26
- Both Print and Email: 19

Mirage reader (some people are a combination):

- Alum: 218
- Faculty: 17
- Staff: 45

Traffic Sources:

- Web Page: 160
- Delivery Preferences Page: 24
- Source=Magazine Mailer: 89
- Source=Home: 14

- Source=Direct Mail: 12
- Source=March Howler: 2
- Source=Email Marketing: 9
- Source=News Minute: 2

Marketing & Communications

March 2017 had 8 active integrated marketing and communications plans created and executed in support of events and programs, including:

1. Dallas Update & Alumni Reception
2. Lobo Living Room: Project Echo
3. Lobo Living Room: Bees
4. NorCal All Alumni Weekend
5. Golden Grads
6. Mirage Magazine Communications
7. Statewide Outreach – Financial Literacy Workshops
8. Donut Days