



**UNIVERSITY OF NEW MEXICO
BOARD OF REGENTS**

Agenda

**December 12, 2017
Open Session 9:00 AM
SUB, Ballroom C
Closed Session 8:00 AM / and Luncheon
SUB, Cherry Silver**

**The Board of Regents of the University of New Mexico
Meeting in Open Session and Executive Session
December 12, 2017, 8:00 AM
9:00 AM Open Session - Student Union Building (SUB), Ballroom C
Executive Session - 8:00 AM and Luncheon, SUB, Cherry Silver Room**

AGENDA

TAB

8:00 AM

- I. Call to Order, Confirmation of a Quorum, Adoption of the Agenda
Regent President Rob Doughty..... 1
- II. Vote to close the meeting and proceed in Executive Session (Cherry Silver Room on 3rd level of SUB)
 - 1. Discussions of subject to attorney-client privilege pertaining to threatened or pending litigation as permitted by Section 10-15-1(7), NMSA (1978)
- III. Vote to re-open the meeting and certification that only those matters described in Agenda Item II. were discussed in Closed Session and if necessary, final action with regard to those matters will be taken in Open Session.

9:00 AM: Proceed to SUB Ballroom C for continuation of meeting and the beginning of Open Session

- IV. Approval of Minutes: November 14, 2017 regular meeting2
- Public Comment – comments related to items on the agenda (limit 3 min.)
- Regent Advisors – comments related to agenda items (limit 3 min.)
- Comments from Regents

- V. The President’s Administrative Report, *Interim President Chaouki Abdallah*3

VI. Regent Committee Reports

Consent Docket

(Action items on Regent’s Committee agendas may move to the Board of Regents’ agenda as consent items; the below items are placed on the consent docket by the respective committee chairs; items on the consent docket received unanimous approval in committee; per Regents’ Policy 1.2, “Any member of the Board of Regents shall have the right upon request to remove any item from the Board’s consent agenda and place the item on the Board’s regular agenda for discussion.”)

- 1. Academic/Student Affairs and Research Committee (ASAR) Consent Items, *Regent Rob Doughty, Chair*
 - a. Program Deletion: Certificate in Construction Technology, Electrical Trades C-1
- 2. Health Sciences Center Committee (HSC) Consent Items, *Regent Marron Lee, Chair*
 - b. Approval of the UNM Hospitals Contracts with Eco-Tex Healthcare Linen Service Corp. C-2
 - c. Approval of the UNM Health Sciences Center Fall 2017 Graduates C-3
- 3. Finance and Facilities Committee (F&F) Consent Items, *Regent Marron Lee, Chair*
 - d. Approval of Disposition of Surplus Property for Main Campus for November 2017..... C-4

Academic/Student Affairs and Research Committee (ASAR), Regent Rob Doughty, Chair

Action Item

- 1. Fall Degree Candidates, *Pamela Pyle, Faculty Senate President*..... 4

Information Item

2. UNM Press Update, *Interim Provost White; Richard Schuetz, Interim Director, UNM Press*5

Health Sciences Center Committee (HSCC), Regent Marron Lee, Chair

See Consent Docket

Finance and Facilities Committee (F&F), Regent Marron Lee, Chair

Action Items

1. Approval of UNM Gallup Physical Plant Facility, *Chris Vallejos, AVP, ISS; Lisa Marbury, Exec. Dir., ISS*6
2. Approval of Repurposing Plan for the Biology Annex7
Craig White; Bill Sabatini, Dekker/Perich/Sabatini, Architecture

Information Items

3. Monthly Consolidated Financial Report, *Liz Metzger, University Controller*8
4. UNM Foundation Regent Advisor Report, *Laurie Moye, Chair, UNM Foundation Board*.....9

Audit and Compliance Committee, Regent Tom Clifford, Chair

No Items

Public Comment – comments not related to items on the agenda (limit 3 min. per speaker)

- VII. Advisors' Comments (limit 3 min.)..... 10
- VIII. Vote to close the meeting and proceed in Executive Session (Cherry Silver Room on 3rd level of SUB)
- 1. Discussion and determination where appropriate of limited personnel matters as permitted by Section 10-15-1 (2), NMSA (1978)
 - 2. Discussions of personally identifiable information about an individual student as permitted by Section 10-15-1(4), NMSA (1978)
 - 3. Discussions of subject to attorney-client privilege pertaining to threatened or pending litigation as permitted by Section 10-15-1(7), NMSA (1978)
 - 4. Discussion of strategic or long-range business plans of public hospitals as permitted by Section 10-15-1(8), NMSA (1978)
- IX. Vote to re-open the meeting and certification that only those matters described in Agenda Items VIII. were discussed in Closed Session and if necessary, final action with regard to those matters will be taken in Open Session.
- X. Adjourn

Minutes of the Regular Meeting of the Board of Regents of the University of New Mexico

November 14, 2017

Student Union Building (SUB) – Main Campus

Open Session - Ballroom C

Executive Session – Cherry Silver Room

Members present

Robert M. Doughty, President; Marron Lee, Vice President; Tom Clifford, Secretary Treasurer; Garrett Adcock; Brad Hosmer; Alex O. Romero

Members not present

Suzanne Quillen

Administration present

Chaouki Abdallah, Interim President; Craig White, Interim Provost and EVP for Academic Affairs; Richard Larson, Executive Vice Chancellor for Health Sciences Center; Gabriel Lopez, VP Research and Economic Development; Elsa Cole, University Counsel; Dorothy Anderson, VP HR; Ava Lovell, HSC Sr. Exec. Officer of Finance and Administration; Dana Allen, VP Alumni Relations; Eliseo 'Cheo' Torres, VP Student Affairs; Elizabeth 'Libby' Washburn, President's Chief of Staff; Liz Metzger, Controller; Pamina Deutsch, Director Policy Office

Regents' Advisors present

Donna Smith, Retiree Association; Pamela Pyle, Faculty Senate; Danelle Callan, Staff Council; Noah Brooks, ASUNM; Alaa Elmaoued, GPSA; Harrold Lavender, Alumni Association

Presenters in attendance

Norma Allen, Director, OPB&A; Vahid Staples, Budget Officer; Nicole Dopson, Director, Financial Operations, Office of the Provost; Gabriel Lopez, VP Research; Libby Washburn; Ricard Larson; Mark Unruh, Chair of Dept. of Internal Medicine

Others in attendance

Members of administration, faculty, staff, students, the media and others.

CALL TO ORDER, CONFIRMATION OF A QUORUM, ADOPTION OF THE AGENDA

Regent President Rob Doughty called the meeting to order at 9:10 AM and confirmed a quorum of members present. Before approval of the agenda, two modifications to the agenda were requested:

- 1) Remove from the agenda F&F action item 1, "Discussion of Harwood Alliance Audit Requirements and Possible Approval of Revisions to the MOA with Harwood Alliance", to be addressed at a later date.
- 2) Remove from the Consent Docket, item 2.f, and place under the F&F Committee agenda, "Continuation and Possible Action on Business Policy 7000 Recommendations", for presentation and discussion.

The motion to adopt the Agenda as modified passed by a unanimous vote (1st Lee; 2nd Adcock).

APPROVAL OF MINUTES

Regent Doughty noted a correction to the draft minutes of the November 2, 2017 special meeting to accurately reflect members who joined the meeting telephonically, those being Regents Quillen, Hosmer, and Clifford.

The motion to approve the minutes of the October 17, 2017 regular meeting and the November 2, 2017 special Meeting, as modified, passed unanimously (1st Lee; 2nd Adcock).

PUBLIC COMMENT (No comments)

REGENT ADVISORS COMMENTS (No comments)

COMMENTS FROM REGENTS

Regent Doughty recognized Edith Shelton, retiring at the end of the month after 21 years at the University. Ms. Shelton has been the Events Planning Manager at the Student Union Building (SUB); Regent Doughty thanked Ms. Shelton on behalf of the board for her dedication and years of service to UNM.

Regent Brad Hosmer commented on the recent report issued from the State Auditor's Office about the UNM Athletics Department, a special audit of July 2014 through June 2017, along with President Abdallah's response document. Regent Hosmer brought to attention some of the items that warrant further inquiry and requested information to come back to

the Regents including: 1) what is the status for hiring a CFO for athletics, 2) request a monthly update to Regents on the response items to the Auditor, and 3) the University has wrestled with athletics deficits every year, and those of course reflect the differences between what actually happened and what was budgeted. Regent Hosmer requested to see the whole picture of the athletics department, all expenses and all incomes, including philanthropies. The balance is most likely a different picture than just the one with regard to how the numbers stand versus the budget.

Regent Doughty responded an Athletics Department CFO has already been hired. Regent Doughty also said he appreciated Regent Hosmer bringing this up, and added that he had requested at the last F&F meeting a full report from athletics and administration including a detailed plan to present to the Regents on going forward for reducing the deficit with ideas on cutting expenses, including a detailed analysis of even the possibility of reducing the number of UNM's athletic programs.

Regent Hosmer responded in favor and added, regarding the executive summary for the audit, it goes over and above what was reportable to the State, with several paragraphs of points. Regent Hosmer recommended that those items mentioned also be included in follow-up reports, at least quarterly, to the Regents.

Regent Tom Clifford commented he was not sure if he agreed with the last part of Regent Hosmer's comments. Those comments were really not supported. He agreed with the first part of what Regent Hosmer said, but the comments given in the report were opinions about our structure and didn't provide description of our structure, didn't provide input from staff about the structure; they were generalizations. Regent Clifford said he wasn't sure those are action items and frankly, a lot of the conclusions were not well-supported. Administration's response has been very appropriate. The audit didn't produce a lot of surprises. Most of the information was provided to the State Auditor by our staff; UNM committed significant resources to that audit. The University may feel like it is taking a beating on this, but quite frankly it is a little out of proportion.

Regent Alex Romero commented that he sat in with President Abdallah in the meeting with the State Auditor and his staff. If we step back a little bit, there were the monetary items that were pointed out and the actions that the University has already taken to correct those. The audit team was actually very complementary of the fact the issues had already been addressed, and they felt good about the University's present response to the various items. The fact that UNM has cooperated was pointed out, as UNM presented many of those items and the work upfront, for which the audit team was grateful. President Abdallah's letter summarizing the University's actions and commitment to that corrective action really says it all. Regent Romero added he felt very good about the process and visited with the State Auditor himself. They felt good about the University's participation and where we are going as we move forward to correct those items, so it was a good meeting.

- Regent Hosmer submitted a 2-page document outlining in clearer detail his points and comments, and requested it be added to the meeting minutes as an addendum. (Attachment A)

THE PRESIDENT'S ADMINISTRATIVE REPORT

President Abdallah presented the status of the strategic planning process for reengineering the University. Consistent and recent reductions in State funds and subsequent budget cuts, as well as UNM's flat enrollment rate, requires a new, sustainable model. Dr. Abdallah indicated these problems are endemic to higher education, with data pointing to a decline in enrollment of traditional students, socio-economic factors, and public disinvestment in higher education. UNM faces cross-sector competition and a new focus on short-term return on investment when competing for students. Educational needs for current and future students have shifted and are changing; however, UNM has the opportunity and ability to identify trends in learning and teaching with access to more data, better capabilities and science to inform current and future decisions.

President Abdallah discussed higher education "sacred cows" related to revenues and expenditures, including UNM-tuition and fees, state appropriations, private giving and development, service and profit centers, salaries and benefits, physical plant, academic programming, financial aid, athletics, entertainment and public service. He delineated the external pressures and opportunities, such as learners outside of the traditional 18-24 demographic, the impending obsolescence of certificate programs, the evolution of computing, new media ecology, super structure organization, diversity and adaptability. He also noted the change in skillsets needed today and in the future, such as social intelligence, and the ability to use traditional skills (such as STEM or computational thinking) in applied, fluid ways. President Abdallah noted that to excel, UNM will need inspired, sustained leadership that is stable and aligned on priorities. Excellence also requires a faculty and staff committed to excellence by moving from merely coping with changes to adapting and thriving.

Regent Hosmer inquired if short-cycle feedback loops could be added to the list, noting this would be helpful in making improvements to programs. President Abdallah responded the achievement of students 5 years post-graduation was included for assessment due to the length of time it takes students to show results in achievement post-graduation, but UNM is beginning to do some assessment upon exiting. There is currently immediate course-level and some program-level

assessment. Regent Hosmer noted the generic current and future skills listed in the presentation could be assessed at the time of program completion.

President Abdallah detailed the extent of the reengineering exercise thus far; the information is available at strategy.unm.edu. Some ideas were drawn from other reports, notably, Stanford's discussion on lifelong learners and Georgia Tech's strategic focus on strengths in learning and sciences. Next, a task force will be established to engage the campus and conduct internal and external research to study such areas as, external pressures, new populations, financial models, and potential partners, with the goal of proposing a roadmap by July 1, 2018. President Abdallah noted he will deliver the strategic plan to President Stokes as a starting point for her consideration.

Most importantly, UNM must ensure that in 25 years it will not be debating raising tuition by 1-3%, but thriving under a better model that focuses on how the University should be investing resources.

Regent Clifford suggested the Regents should be involved in the process, perhaps through membership on committees. President Abdallah agreed Regent involvement is necessary. Regent Clifford expressed dislike for the term "sacred cows". President Abdallah explained it derives from a paper on the subject and is not his preferred term, noting it can be changed. Regent Clifford suggested the term refers to basic constraints that the University must manage. He also noted UNM faces the primary challenge of polls indicating a loss of confidence in the value of higher education by particularly critical demographics to UNM. President Abdallah pointed to "public disinvestment" as also meaning a loss of trust in universities. Regent Clifford expounded that he felt "disinvestment" was an inaccurate descriptor for the current state and that the public is not disinvested, but that pressures exist on state budgets. He felt that lawmakers would continue to invest in higher education as long as resources are available and as long as UNM builds trust through accomplishment.

Regent Romero suggested the inclusion of a goal to create a strong positive narrative about UNM's achievements, noting Dr. Christos Christodoulou, the School of Engineering's dean, recently published an op-ed in the Albuquerque Sunday Journal regarding the activities and initiatives at UNM that have prepared students and the community to engage big business in Albuquerque. He suggested UNM inventory and publicize positive contributions, such as research projects that are national and worldwide initiatives. President Abdallah agreed wholeheartedly. Regent Hosmer thanked Dean Christodoulou for the op-ed and publicly acknowledged his efforts.

REGENT COMMITTEE REPORTS

CONSENT DOCKET

Regent Doughty addressed the following consent docket and asked for a motion to approve.

1. **Health Sciences Center Committee (HSC) Consent Items, Regent Marron Lee, Chair**
 - a. Approval of the Third Amended and Restate Bylaws of UNM Sandoval Regional Medical Center, Inc.
 - b. Approval of the Appointment of Martha McGrew, MD, to the UNM Sandoval Regional Medical Center, Inc. Board of Directors
2. **Finance and Facilities Committee (F&F) Consent Items, Regent Marron Lee, Chair**
 - c. Approval of Quarterly Financial Actions Report and Certification through September 30, 2017
 - d. Approval of Disposition of Surplus Property for Main Campus for September and October 2017
 - e. Approval of Increasing the Number of Members of the Harwood Foundation Governing Board

The motion to approve the items on the consent docket as presented pass by a unanimous vote (1st Lee; 2nd Clifford).

FINANCE AND FACILITIES COMMITTEE

Approval of Naming Committee Request: Create the 'Robert G. "Reg" Strickland Endowed Chair of Digestive Health and Science'

Regent Lee introduced the item. Dr. Richard Larson commented on behalf of the Health Sciences Center, it's a real pleasure to honor one of the HSC's longest-standing faculty members who has been with UNM for 45 years. Dr. Strickland is a legend at the HSC; he came here from Australia in 1972 and founded the gastroenterology division; was chair of the Internal Medicine department for 12 years; is an acclaimed researcher and educator and represents tremendous loyalty and dedication to this institution; and this naming represents only a small token of our appreciation for what he has done at UNM.

Dr. Mark Unruh, chair of the Internal Medicine department, announced his enthusiastic support of the naming of Endowed Chair of Digestive Health and Science in recognition of Dr. Reg Strickland. Dr. Unruh spoke about the many contributions over the past 45 years that Dr. Strickland has made to The University of New Mexico and to the health of New Mexicans.

Dr. Strickland thanked the Board of Regents for considering this request and recognized the several people at the HSC who moved this proposal forward and recognized his wife Margaret, an incredible support for his career in academic medicine. None of this would have transpired without the overarching role of this University, and Dr. Strickland's hope for this chair that it will ensure continued success of this division that now enjoys a national and international reputation for its excellence in patient care, teaching and research.

The motion to approve the Naming Committee's Request for the creation of the 'Robert G. "Reg" Strickland Endowed Chair of Digestive Health and Science' pass by a unanimous vote (1st Romero; 2nd Lee).

Continuation and Possible Action on Business Policy 7000 Recommendations

Norma Allen, Director of the Budget Office, presented a summary of the Reserves Categorization report that was presented to the Board of Regents at its October meeting, noting UNM has \$813 million of total reserves (including the Main Campus, HSC, branch campuses, and the Hospital); \$721 million are categorized as "committed"; \$67 million as "dedicated"; and \$24 million as "discretionary". Campus Operations Reserves, a total of \$161 million, include \$110 million in committed, \$32 million in dedicated, and \$19 million in discretionary funds. Plant Fund Reserves total \$429 million; \$390 are committed, \$35.5 dedicated, and \$4.6 discretionary. Committed funds include Hospital Capital Initiatives of \$202 million in committed funds, Main Campus committed funds of \$147 million, HSC committed funds of \$34 million, and Branch Campus committed funds of \$5.7 million. Dedicated Plant Fund Reserves include \$23 million for Main Campus, \$3.4 million for the HSC, and \$8.7 million for Branch Campuses. Discretionary Plant Fund Reserves total \$4.6 million. Hospital Operations committed reserves total \$221 million.

Ms. Allen presented the proposal for the use of Main Campus discretionary funds (excluding HSC and Branch Campus funds). Main Campus has \$8 million of operations discretionary funds, and \$4 million of discretionary Plant Funds, for a total of \$12 million; \$2 million has been committed to cover the tuition shortfall, which, combined with discretionary, brings the total to \$14 million in funds. Regent Clifford inquired from where the \$2 million came. Ms. Allen clarified \$1.5 million came from the reserve fund, and \$500K from EVP for Administration's discretionary reserve. The proposal includes \$900K be used to cover a shortfall in the Academic Affairs budget, \$1.4 million for a shortfall in the I&G budget, and \$520K for Innovate ABQ to meet debt obligation. Regent Hosmer noted the footnote reads "debt obligation," which as worded should be a predictable expense. Vahid Staples, Budget Officer, explained the Innovate ABQ facility opened later than expected, causing a smaller than expected number of students to enroll. The program is projected to meet enrollment and will be able to cover the debt obligation for FY19. Regent Hosmer suggested the footnote be adjusted to read "student shortfall." The administration also proposed to cover a shortfall in the FY18 Athletics Department budget with \$1.4 million from reserves. Total proposed use reserves is \$4.1 million, leaving an available reserve balance of \$9.86 million.

Regent Hosmer requested Ms. Allen discuss the long-term trend detailed in her presentation regarding the change in overall I&G budget for Main Campus from FY16-FY18. The FY16 I&G budget was \$297 million, with 5% and 1% reductions respectively in FY16 and FY17, and a 1% reduction in FY18. Overall, the budget has been reduced by \$14 million, or 4.8%, since FY16. Ms. Allen presented information from an actuals report submitted annually to the Higher Education Department, showing that in FY15, FY16, and FY17 total, UNM has eliminated 135 positions, including 20 faculty, 92 staff, 13 GAs/TAs, and 9 students, for a total reduction of 3.8% in FTE. Regent Hosmer inquired if there was any indication this trend would change. Ms. Allen responded the revised I&G budget for FY18 includes one-time revenues and reserves to cover an overall \$2.4 million tuition shortfall, which will have to be permanently implemented for FY19, through Budget Leadership Team recommendations. She added she does believe the trend will continue.

Regent Hosmer suggested the administration plan budgets further out than one year. President Abdallah concurred, and added this is a driver in reengineering UNM. He also noted the dollar amount associated with eliminated faculty positions is greater than appears. Regent Hosmer acknowledged the definite connection between reengineering UNM and the ability to think longer-term in budgeting.

Regent Clifford commented state appropriations and revenues have stabilized and the tuition decrease was for the most part predicted due to the lottery scholarship reduction. He noted the \$2.1 million revision to the budget was quite modest for an over \$300 million dollar budget. He added that while there are imbalances to be addressed, reductions could have had a much greater impact. President Doughty added that the \$2.1 million revision is less than 1% of the budget and reiterated Regent Hosmer's point that long-term planning is critical.

President Abdallah added while UNM managed its budget issues, it remains either at status quo or falling behind. Generally, UNM needs a 3% annual increase to maintain its programs. He reiterated the opportunity to reengineer for the future of the University in order to be in the position to plan investments.

The motion to approve the Business Policy 7000 Recommendations pass by a unanimous vote (1st Doughty; 2nd Clifford).

ACADEMIC/STUDENT AFFAIRS AND RESEARCH COMMITTEE

UNM Research – Fiscal Year 2017 (information item)

Gabriel Lopez, Vice President for Research and Economic Development (OVPR) presented the item and referred to slides that were included in the agenda eBook. UNM was recently recognized as a leading institution in enhancing the socio-economic status of its students. Research innovation is an integral component of UNM's educational mission. Dr. Lopez presented a snapshot of cross-cutting and emerging areas of research excellence, indicating recent areas of investment, and identifying emerging areas for investment with the hope that targeted areas will generate more funded research, PhDs, Masters, and undergraduate research experience. In FY17, UNM Main and Branch Campuses received \$143 million in externally sponsored awards, primarily from federal sources (NSF, NIH, Department of Education, and the Air Force Office of Scientific Research). Research funds are also received from the State, private foundations, subcontracts from other universities receiving federal grants, and private industry receiving SBIR and STIR grants. UNM's relationship with New Mexico's national laboratories also provides substantial funding. Although the number of tenured and tenure track faculty has decreased in the past four years, grant submission volume has remained flat, however, the award rate has increased to 33%, reflecting mechanisms enacted to assist faculty in developing proposals. A standard figure of merit for research universities is contract and grant expenditures. Due to award activity, UNM expects there will be a future uptick in expenditures.

VP Lopez compared UNM with 16 peer institutions, with data collected by the NSF that included Main, Branch and HSC campuses from 2012-2015. UNM ranked in the middle of the group. He noted the UNM has the smallest research enterprise in comparison to other flagship universities and that half of the universities saw increases in research expenditures over the four-year time period due to significant state investments and commitments to research, resulting in substantially increased research expenditures. VP Lopez showed STC performance data in comparison to peer institutions, clearly illustrating UNM contributes substantially to economic development in the State and in Albuquerque.

Regent Hosmer noted the positive value of the productivity for the culture and economy of UNM's research and commented that it was encouraging to see potential on the upside in reviewing peer institution data. Additionally, he stated he hoped the OVPR has set goals for expectations in the volume of proposals submitted and awards achieved, and noted that an upward trend would be positive given the structural and institutional changes made in recent years. He added that the potential for the research enterprise is strong and positive results for UNM and its culture would be impactful. Dr. Lopez thanked Regent Hosmer, and thanked the Board for the deliberate process and careful consideration by which they selected UNM's new president. He expressed encouragement by the selection and indicated President Stokes will have the opportunity to set the agenda for the growth Regent Hosmer indicates is possible, and he added Regent Hosmer has read and made important comments on the Research Strategic Plan. The OVPR is focused on what UNM may accomplish within the current funding model. VP Lopez noted that if UNM substantially increases research expenditures, it will need to determine how to invest in seeding new areas – particularly Main Campus start-up packages for new faculty. The OVPR has suggested ways to substantially increase the research enterprise, but research investment is critical to that expansion. VP Lopez noted his responses to Regent Hosmer's comments on the strategic plan have been sent to the President and Provost, and will be passed along to the Regents.

Regent Clifford requested supporting detail for the pie chart on funding sources. He noted a lack of privately funded research and stated that from the perspective of community outreach and building support, it is important for UNM to make the connection that it understands the needs of the community for greater research. He hoped UNM would continue to work on this component as part of the research strategic plan.

President Abdallah reiterated the financial significance of the research enterprise by stating that the \$140 million in new grants is equivalent to the funds collected in tuition, and that UNM's total research funding was \$345 million, which is close to the amount of state appropriations.

AUDIT AND COMPLIANCE COMMITTEE

Meeting Summary Report for October 18 Meeting (information item)

Regent Clifford commented the October 18 meeting was a very active meeting. One of the main agenda items was the preliminary preview of the draft internal audit report which has not yet been released.

PUBLIC COMMENT (no comments)

ADVISORS' REPORTS

Pamela Pyle, Faculty Senate, reported Regent Quillen and NM Senator Jerry Ortiz y Pino will attend the Faculty Senate meeting on November 28.

Danelle Callan, Staff Council, reported on the annual Staff-as-Students event and affirmed staff support of President Abdallah's re-engineering the University initiative as well as staff support for budget planning beyond 1-year.

Noah Brooks, ASUNM, reported ASUNM taking the "It's on Us" pledge, a campaign against sexual assault.

Alaa Elmaoued, GPSA, reported on recent GPSA activities and graduate student engagement.

Dana Allen, presented the Alumni Association's report on behalf of Harold Lavender. Ms. Allen touched on recent and upcoming highlights including Homecoming Week during the last week of September. The report was included in the eBook.

VOTE TO CLOSE THE MEETING AND PROCEED IN EXECUTIVE SESSION

Regent Lee motioned to go into Executive Session; Regent Hosmer seconded; all were in favor; motion passed. The meeting closed at 10:47 AM; members moved to the Cherry Silver Room. Regents Hosmer, Adcock, Romero, Doughty, Lee, and Clifford attended closed session. Student Regent Adcock recused himself from the discussion and action on the item related to an individual student.

1. Discussions of personally identifiable information about an individual student as permitted by Section 10-15-1(4), NMSA (1978)
2. Discussions of subject to attorney-client privilege pertaining to threatened or pending litigation as permitted by Section 10-15-1(7), NMSA (1978)

VOTE TO RE-OPEN THE MEETING AND CERTIFICATION THAT ONLY THOSE MATTERS DESCRIBED IN THE CLOSED SESSION AGENDA WERE DISCUSSED DURING CLOSED SESSION

Discussion and action on request from a student for the BOR to hear an appeal (OEO# I-2016-04-30).

Regent Lee motioned to re-open the meeting; Regent Doughty seconded; the meeting opened at 12:06 PM. There was certification that only those matters described in the closed session agenda were discussed and there was one item upon which the Board took action in closed session:

The motion to deny a student appeal related to OEO # I-2016-04-30, passed unanimously with a vote of 5-0; Regents Hosmer, Clifford, Lee, Romero, and Doughty voting (1st Romero; 2nd Hosmer).

ADJOURN

There being no other business, Regent Doughty asked for a motion to adjourn.

Regent Lee motioned; Regent Clifford seconded; all were in favor; the motion passed. The meeting adjourned at 12:06 PM.

Approved:

Attest:

Robert M. Doughty III, President

Tom Clifford, Secretary/Treasurer

BRADLEY C. HOSMER

Post Office Box 1128
Cedar Crest, NM 87008

14 November 2017

Memorandum for Record

Regarding Action on the Executive Summary of then NM State Audit report, Special Audit of July 2014 through June 2017

As pointed out at the Regents' meeting this morning, the Executive Summary of the audit report provides a number of observations of value as informed advice to UNM and to the Regents. These are not specific findings that require responses to the State Auditor. Nonetheless, they are good advice that should lead to specific actions to mitigate the issues described.

Although much of the work is already underway, Regents should be informed monthly of progress in these items, just as we should be informed monthly of progress in our responses to the specific reportable findings.

In the executive summary listed beginning on page 5 of the audit report, extracted and/or paraphrased:

- Establish internal controls and clear guidance on the division of responsibilities among UNM staff and other entities [regarding handling of funds].
- Policy and guidance must preclude co-mingling of public and philanthropic funds.
- Policy and guidance should assure that benefits or "perks" to donors are proportional to current and prospective gifts to UNM.
- Donated funds must be used in accord with donor intent.
- Established internal controls must be reinforced by tone-at-the-top, i.e. application and observation of those controls at all levels.

The next item is, broadly, that governance by Regents should maintain accountability and inspire confidence via our governance structure. Under this general point, the report adds that current governance concerns contributed to:

- Complex transactions that impeded clear accountability,
- Lobo club was not required to have a treasurer,
- Lack of coordinated and consistent oversight, leaving individual accountability nearly unachievable. No CFO in the Athletic Department.

- Combining the university CFO role with two other responsibilities, EVP Administration and COO, in the same person.

Following these points, the Executive Summary of the audit recommends:

- Annual reporting from UNM-supporting philanthropies should report on benefits or “perks” given
- The responsibility of individuals on multiple boards should include establishing high standards of transparency and ethical responsibility, and consistent oversight.
- Regents’ Policies should be amended to provide that Internal Audit’s mandate include ‘related entities’ – i.e. supporting philanthropies – and enforce a reporting and control channel only to the President and the Regents.
- Consider establishing a central ombudsman with authority to address compliance and ethics issues across UNM and all supporting entities.
- Consider establishing a university CFO with no other duties.

It would be wise for the status of actions on these points be provided at the Board of Regents at least quarterly.

President's Administrative Report

will be presented at the meeting

CONSENT DOCKET

(Action items on Regent's Committee agendas may move to the Board of Regents' agenda as consent items; the below items are placed on the consent docket by the respective committee chairs; items on the consent docket received unanimous approval in committee; per Regents' Policy 1.2, "Any member of the Board of Regents shall have the right upon request to remove any item from the Board's consent agenda and place the item on the Board's regular agenda for discussion.")

1. Academic/Student Affairs and Research Committee (ASAR) Consent Items

Rob Doughty, Chair

- a. Program Deletion: Certificate in Construction Technology, Electrical TradesC-1

2. Health Sciences Center Committee (HSC) Consent Items

Marron Lee, Chair

- b. Approval of the UNM Hospitals Contracts with Eco-Tex Healthcare Linen Service Corp. ...C-2
c. Approval of the UNM Health Sciences Center Fall 2017 GraduatesC-3

3. Finance and Facilities Committee (F&F) Consent Items

Marron Lee, Chair

- d. Approval of Disposition of Surplus Property for Main Campus for November 2017.....C-4



THE UNIVERSITY *of*
NEW MEXICO

University of New Mexico-Gallup
Business & Applied Technology Division
Calvin Hall Room 167C
505-863-7523
750 Gurley Avenue
Gallup, NM 87301

01/26/2017

Dear UNM-Gallup Certificate in Construction Technology - Electrical Trades
Student

The Faculty Governance System at the University of New Mexico-Gallup in February, 2015 voted to discontinue the Certificate in Construction Technology - Electrical Trades program. This Certificate in Construction Technology - Electrical Trades as you have been informed previously by student advisement has now started a phase out program. Courses will continue in order for you to complete your certificate program. Please take advantage of these courses as they are offered. The certificate is scheduled to phase out fall 2018.

Please contact your advisor or this office with questions and concerns.

Sincerely,

Frank Loera
Division Chair-Business & Applied Technology
University of New Mexico-Gallup
505-863-7705
floera@unm.edu



DDM Course Matrix of Program Completion Needs

Spring 2015

	Certificate			Semesters Remaining		
	Active	Not Active				
CNST120	17	30	Principles of Electricity	2	Leekela	Spring 2017/Fall2017
CNST121	17	30	Electrical Wiring	2	Leekela	Fall 2017/Spring 2018
CNST176	17	30	Electrical Blueprint Reading <i>CNST176 sunset-Practicum CNST 295 is substitute</i>	2	Chavez	Fall 2017/Spring 2018
CNST122	17	30	Commercial Wiring	2	Leekela	Spring 2017/Fall 2017
CNST220	17	30	Residential Electric Code	2	Leekela	Spring 2017/fall2017
CNST186			Electrical Estimation <i>CNST186 sunset-CNST 140 Central Heating & Ventilation is substitute</i>	2	Corral/Chavez	Spring 2017/Spring 2018
Elective	17	30	Any CNST Course	3	CNST Faculty	Spring 2017/Fall2017/Spring 2018
Total	17	30	students			

Complete ! Fall 2018



**UNM Hospital Board of Trustees
Recommendation to HSC Committee
November 2017
Approval**

1) Eco-Tex Healthcare Linen Service Corp

Ownership:

Eco-Tex Healthcare Linen Service Corp.
1115 E 25th
Tacoma, WA 98421

Officers Information:

President and CEO: Randy Bartsch
Vice President: Bryan Bartsch

Source of Funds: UNM Hospitals Operating Budget

Description: Request an eight year agreement with Eco-Tex Healthcare Laundry Services, Inc. to provide laundry services for UNM Hospitals through October 31, 2025. UNM Hospital processes approximately four million pounds of linen annually. Services are provided for all medical laundry including the following: sheets, pillow cases, blankets, towels, patient gowns and surgical scrubs. Services include in-hospital soiled linen pick up twice daily, seven days per week. Eco-Tex will provide at no charge linen management software for computerized tracking and reporting of unit par levels and usage. Additional services include storage of UNM Hospitals' pandemic linen supply for emergency requirements. New agreement pricing is as follows:

Launder and Deliver Clean Linen:	\$0.354/lb.
Soiled Linen Pick Up:	\$0.420/lb.
Receive and Breakdown New Linen:	\$510.00/month
Store Overflow and Pandemic Linen:	\$10,185.00/ month
Offsite Delivery Fee	\$ 9,687.00/month

Pricing will be held firm for the first five years of the agreement with subsequent escalators no greater than the CPI-U Medical Services annual rate capitated at no more than 2.5% and upon mutual written agreement.

Process: RFP P375-17

RFP Respondents: There were 2 respondents to the RFP:

1. Mission Linen Supply
2. Eco-Tex Healthcare Laundry

Selection Criteria:

The RFP committee members which consisted of Florencio Gallegos, Executive Director of Material Management, Yvonne Trujillo, Director of Value Analysis & Material Handling and Jessie Montoya, Distribution Manager reviewed and scored all proposals based on vendor oral presentation, interview and

written proposal submittals and the vendor determined to bring the best value to UNM Hospitals was selected via highest score.

	Mission	Eco Tex
Relevant Experience and References	20.00	29.33
Ability to Perform Services	17.67	29.33
IT Security Plan	.50	4.50
Cost	<u>24.00</u>	<u>35.00</u>
	62.17	98.17

Contract Term: Initial term of five (5) years with an option to extend for three additional years, not to exceed eight (8) years.

Termination Provision: Either party may terminate this agreement with 180 days written notice.

Previous Contract: Eco-Tex Healthcare Linen Service Corp.

Previous Term: Eight Years

Previous Contract Amount: \$1,928,270

Projected Annual Cost: (Dependent on volumes) \$1,910,372

Based on current volumes, the estimated cost savings is \$17,898 per year or \$89,448 for the initial five year term.



November 20, 2017

University of New Mexico
Health Sciences Center Committee
1 University of New Mexico
Albuquerque, New Mexico 87131

Dear Members of the HSC Committee:

Please find attached the list of UNM Health Sciences Degree Candidates for the fall 2017 term for your approval.

Degree Candidate Summary

College/School	Count
College of Nursing	40
BS in Nursing	38
Master of Sci. in Nursing	1
Doctor of Philosophy Nursing	1
College of Pharmacy	4
Master of Science	3
Doctor of Philosophy Sciences	1
College of Population Health	6
Master of Public Health	6
School of Medicine	69
BS Emergency Medical Services	4
BS Radiologic Sciences	8
BS Medical Laboratory Science	10
MS Dental Hygiene	4
Master of Occupational Therapy	29
Master of Science Biomedical Sci.	1
Doctor of Philosophy Biomedical Sci.	8
Doctor of Medicine	5
Grand Total	119

*Final number of conferred degrees may be slightly lower due to changes in student degree status that occur until the end of the semester.

Sincerely,

Leslie Morrison, M.D.
Vice Chancellor HSC Academic Affairs Emeritus
Professor Neurology & Pediatrics



University Services

University Services Business Operations
UNM Surplus Property
UnivServ Shipping and Receiving
UNM Mailing Systems
UNM Records Management
UNM Copy Center
CRLS
<http://www.unm.edu/~univserv/>

Date: November 21, 2017

To: Bruce Cherrin, Chief Procurement Officer
Purchasing Department

From: Marcos Roybal, Associate Director
University Services

Subject: Surplus Property Disposition – November 2017

Attached for your review and submission to the Board of Regents are the Surplus Property Disposition Detail list for the month of November 2017.

Consistent with UNM Board of Regents Policy 7.9 and the NM Disposition of Surplus Property Act, 13-6-1, NMSA 1978, and based upon documentation submitted by the UNM departments responsible for the equipment, I certify that the equipment identified on the monthly list is worn-out, unusable or obsolete to the extent that the items are no longer economical or safe for continued use by the University. I recommend that the items be deleted from UNM's inventory and disposed of in accordance with the above noted Regents Policy and NM Surplus Property Act.



University Services – Disposition of Surplus Property
November 2017



Board of Regents' Finance & Facilities Committee

Surplus Property Disposition - November FY18

Memo	Asset Tag	Department	Description	Manufacturer	Purchased	Total Cost (\$)	NBV (\$)	Disposal Method
1	N00019354	Manufacturing Engineering	Develop Ck Microscope	Nikon	2009	\$12,500.00	\$0.00	Obsolete
1	N00019355	Manufacturing Engineering	Develop Ck Microscope	Nikon	2009	\$12,500.00	\$0.00	Obsolete
2	227955	Neurosciences	SAMPLER AUTO	Rainin	1997	\$11,067.00	\$0.00	Obsolete
	227956	Neurosciences	DETECTOR	Varian	1997	\$9,858.00	\$0.00	Obsolete
	205729	Neurosciences	DETECTOR ABSORBANCE	Rainin	1994	\$7,016.00	\$0.00	Obsolete
	205728	Neurosciences	MODULE CONTROL	Rainin	1994	\$6,488.00	\$0.00	Obsolete
	N00007138	IPL Administration	Server	Dell	2006	\$5,811.20	\$0.00	Beyond Repair
	146567	Civil Engineering	RESPIROMETER	Gilson	1981	\$5,436.00	\$0.00	Obsolete
Total Asset Disposition (#)								8
Total Capitalization (\$)								\$70,676.20
Total Net Book Value (\$)								\$0.00



University Services

To: David W. Harris, Executive Vice President for Administration

From: John Wood, Director of Manufacturing Engineering

Date: 16 November 2016

Re: Approval for Liquidation of 1997 and later Intel Donated Equipment

Subject to your approval, I am requesting Board of Regents approval for the liquidation of a set of semiconductor equipment, enumerated in the attached listing, that are on the UNM inventory.

The Intel Corporation donated this equipment directly to UNM in 1997, or at later dates, or via the Next Generation Economy (NGE) donation to UNM at later dates, to support research, education and workforce development in technical areas related to semiconductor devices and microsystems. In particular, this equipment supports the Manufacturing Training and Technology Center (MTTC) cleanroom that is used by UNM engineering and community college technician training classes (including dual enrolled high school students), by UNM researchers, and by small local companies to develop commercial products.

This equipment is currently stored in the "Galles" building (UNM #126, bays C and D). This equipment is now obsolete or inconsistent with the 6-inch wafer process line that the MTTC cleanroom operates. The equipment can now best support the MTTC cleanroom through proceeds of its sale. The eventual sale of this equipment is consistent with the original donation terms set by Intel.

Purchasers will handle any moving costs.

Asset	Description	Acq. Cost	NBV	Date
N00019354	Develop Ck Microscope	\$12,500.00	0.00	2009
N00019355	Develop Ck Microscope	\$12,500.00	0.00	2009



Explanatory Memo

November 9 2017

To: Inventory Control

From: Department of Neurosciences ORG 993A, 993B00, 993B09,993B11, 993B12, 993B16, 993B18, 993C.

The department of Neurosciences is requesting that surplus property dispose of asset 227955 (S/N: 7138), an Auto Sampler. This device was purchased many decades ago, and no longer serves a scientific purpose in our department. Can you please dispose of this device in accordance with UNM Policy?

If you have any questions please contact Michael Riblett at 272-8805.

A handwritten signature in blue ink, reading "Daniel D. Savage", written over a horizontal line.

Daniel D Savage Phd., Department Chair, SoM Neurosciences

Asset	Description	Acq. Cost	NBV	Date
227955	Sampler Auto	\$11,067.00	0.00	1997

New Mexico Compilation Commission

13-6-1 . Disposition of obsolete, worn-out or unusable tangible personal property.

A. The governing authority of each state agency, local public body, school district and state educational institution may dispose of any item of tangible personal property belonging to that authority and delete the item from its public inventory upon a specific finding by the authority that the item of property is:

- (1) of a current resale value of five thousand dollars (\$5,000) or less; and
- (2) worn out, unusable or obsolete to the extent that the item is no longer economical or safe for continued use by the body.

B. The governing authority shall, as a prerequisite to the disposition of any items of tangible personal property:

- (1) designate a committee of at least three officials of the governing authority to approve and oversee the disposition; and
- (2) give notification at least thirty days prior to its action making the deletion by sending a copy of its official finding and the proposed disposition of the property to the state auditor and the appropriate approval authority designated in Section 13-6-2 NMSA 1978, duly sworn and subscribed under oath by each member of the authority approving the action.

C. A copy of the official finding and proposed disposition of the property sought to be disposed of shall be made a permanent part of the official minutes of the governing authority and maintained as a public record subject to the Inspection of Public Records Act [Chapter 14, Article 2 NMSA 1978].

D. The governing authority shall dispose of the tangible personal property by negotiated sale to any governmental unit of an Indian nation, tribe or pueblo in New Mexico or by negotiated sale or donation to other state agencies, local public bodies, school districts, state educational institutions or municipalities or through the central purchasing office of the governing authority by means of competitive sealed bid or public auction or, if a state agency, through the surplus property bureau of the transportation services division of the general services department.

E. A state agency shall give the surplus property bureau of the transportation services division of the general services department the right of first refusal when disposing of obsolete, worn-out or unusable tangible personal property of the state agency.

F. If the governing authority is unable to dispose of the tangible personal property pursuant to Subsection D or E of this section, the governing authority may sell or, if the property has no value, donate the property to any organization described in Section 501(c)(3) of the Internal Revenue Code of 1986.

G. If the governing authority is unable to dispose of the tangible personal property pursuant to Subsection D, E or F of this section, it may order that the property be destroyed or otherwise permanently disposed of in accordance with applicable laws.

H. If the governing authority determines that the tangible personal property is hazardous or contains hazardous materials and may not be used safely under any circumstances, the property shall be destroyed and disposed of pursuant to Subsection G of this section.

I. No tangible personal property shall be donated to an employee or relative of an employee of a state agency, local public body, school district or state educational institution; provided that nothing in this subsection precludes an employee from participating and bidding for public property at a public auction.

J. This section shall not apply to any property acquired by a museum through abandonment procedures pursuant to the Abandoned Cultural Properties Act [18-10-1 to 18-10-5 NMSA 1978].

K. Notwithstanding the provisions of Subsection A of this section, the department of transportation may sell through public auction or dispose of surplus tangible personal property used to manage, maintain or build roads that exceeds five thousand dollars (\$5,000) in value. Proceeds from sales shall be credited to the state road fund. The department of transportation shall notify the department of finance and administration regarding the disposition of all property.

L. If the secretary of public safety finds that the K-9 dog presents no threat to public safety, the K-9 dog shall be released from public ownership as provided in this subsection. The K-9 dog shall first be offered to its trainer or handler free of charge. If the trainer or handler does not want to accept ownership of the K-9 dog, then the K-9 dog shall be offered to an organization described in Section 501(c)(3) of the Internal Revenue Code of 1986 free of charge. If both of the above fail, the K-9 dog shall only be sold to a qualified individual found capable of providing a good home to the animal.

History: 1953 Comp., § 6-1-7.1, enacted by Laws 1961, ch. 100, § 1; 1979, ch. 195, § 2; 1984, ch. 47, § 1; 1987, ch. 15, § 1; 1989, ch. 211, § 6; 1995, ch. 181, § 1; 1998, ch. 16, § 1; 2001, ch. 317, § 1; 2007, ch. 57, § 4; 2012, ch. 10, § 1; 2013, ch. 9, § 1.



November 29, 2017

TO: Board of Regents Academic Student Affairs and Research Committee
FROM: Rick Holmes, Office of the University Secretary
SUBJECT: Fall 2017 Degree Candidates

The Faculty Senate approved the Fall 2017 Degree Candidates at the November 28, 2017 Faculty Senate meeting.

Included is the list of the Fall 2017 Degree Candidates. Please do not publish the candidates that are on the privacy flag list (last page).

Degree Candidate Summary*	
Doctoral or Terminal	80
Master's	402
Bachelor's	1540
Associate's	169
Total	2191

**Final number of conferred degrees will be slightly lower due to changes in student degree status that occur until the end of the semester.*

Please place this item on the next Board of Regents ASAR Committee meeting agenda for consideration.

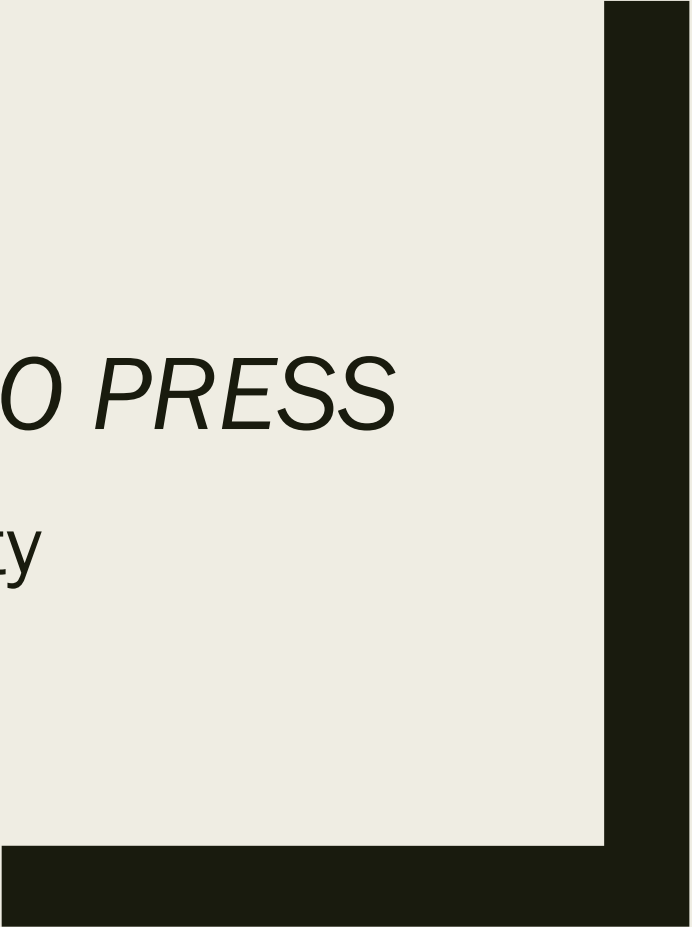
Thank you.

Attachments



UNIVERSITY OF NEW MEXICO PRESS

Path Toward Sustainability
Progress Report



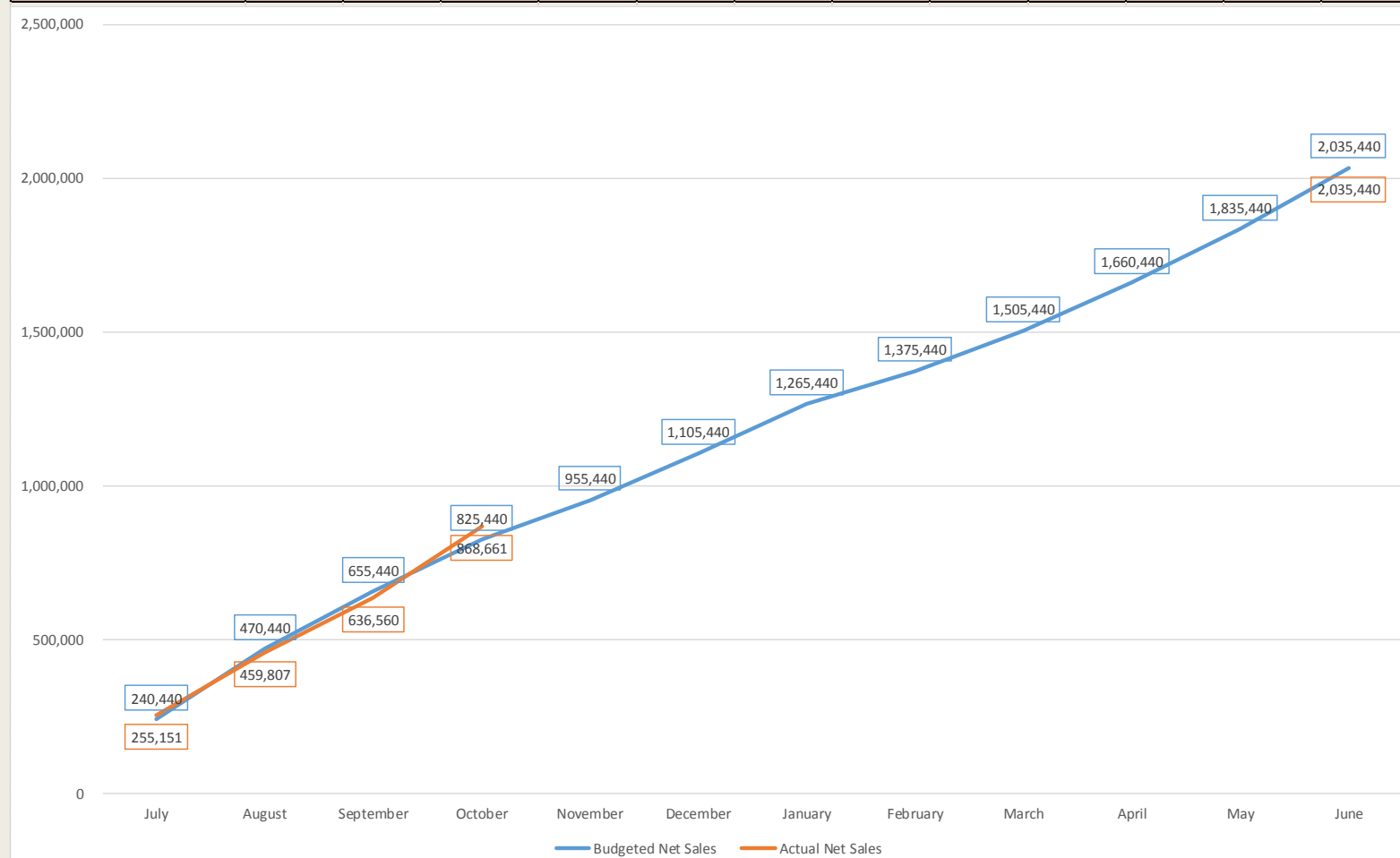
Initiatives

- Budgeting
- Rightsizing
- Pricing
- Outsourcing
- Reorganizing
- Metrics

Net Sales

(July thru October Actuals compared to annual forecast)

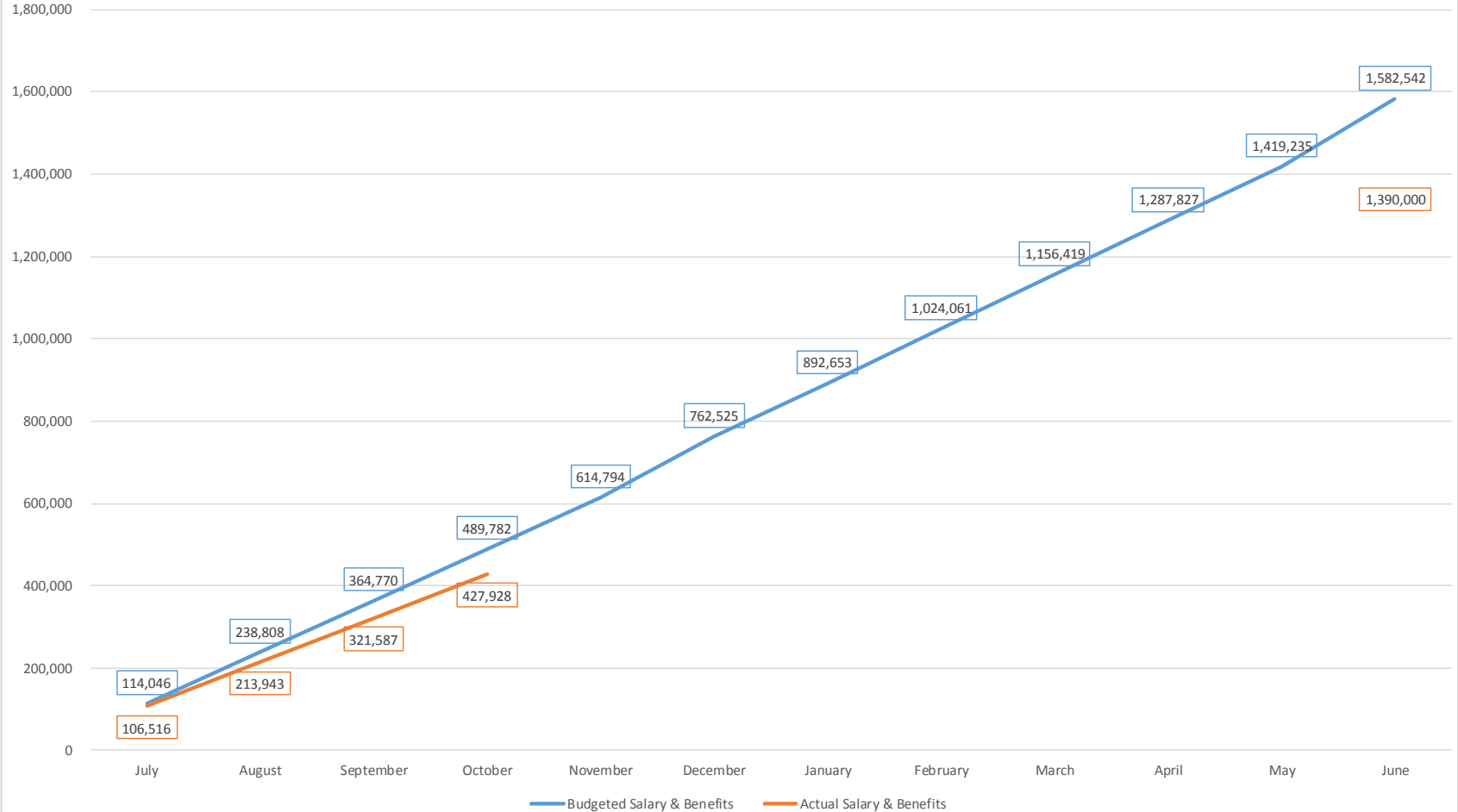
	July	August	September	October	November	December	January	February	March	April	May	June
Budgeted Net Sales	240,440	470,440	655,440	825,440	955,440	1,105,440	1,265,440	1,375,440	1,505,440	1,660,440	1,835,440	2,035,440
Actual Net Sales	255,151	459,807	636,560	868,661								2,035,440



Salaries and Benefits

(July thru October actuals compared to annual budget)

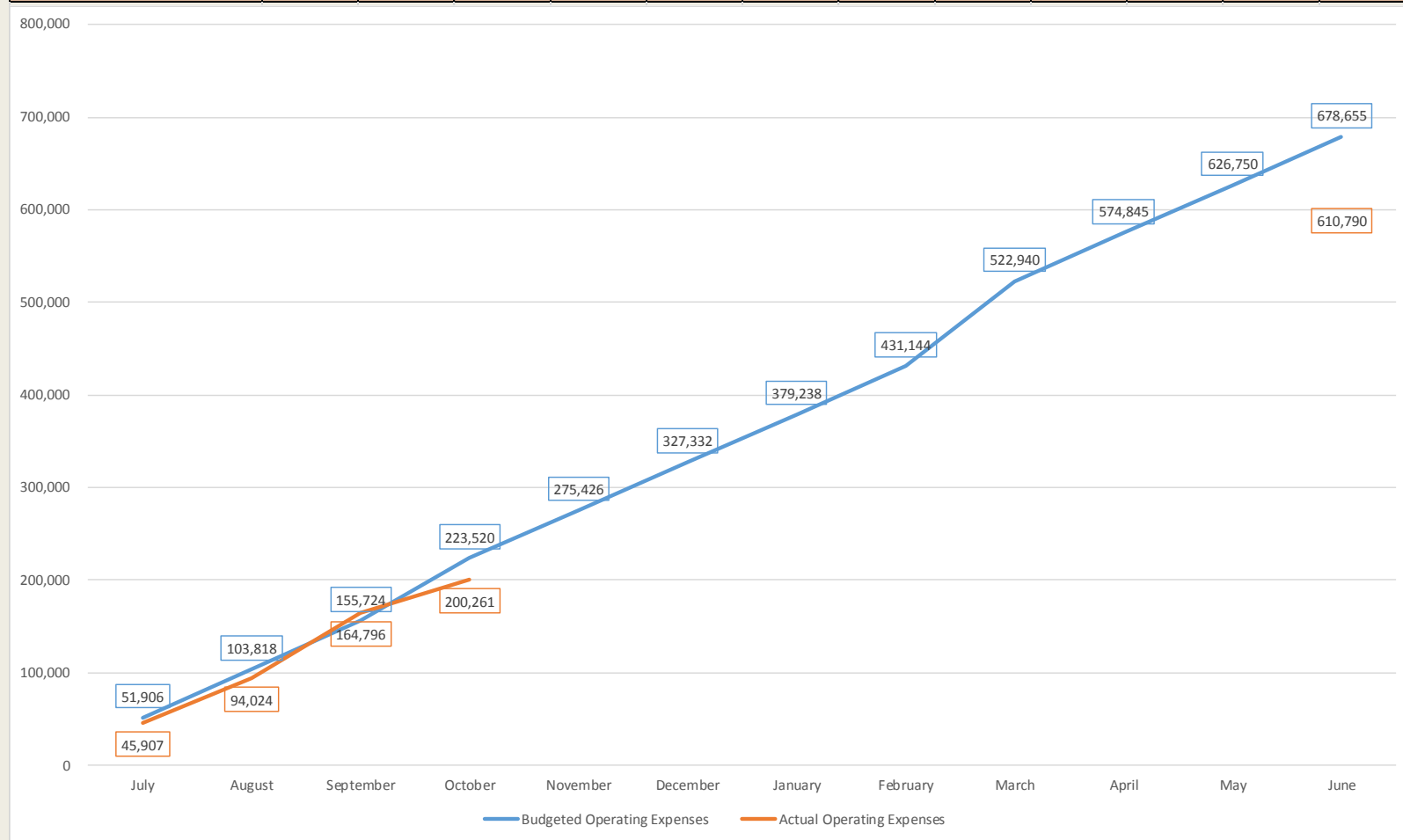
	July	August	September	October	November	December	January	February	March	April	May	June
Budgeted Salary & Benefits	114,046	238,808	364,770	489,782	614,794	762,525	892,653	1,024,061	1,156,419	1,287,827	1,419,235	1,582,542
Actual Salary & Benefits	106,516	213,943	321,587	427,928								1,390,000



Operating Expenses

(July thru October actuals compared to annual budget)

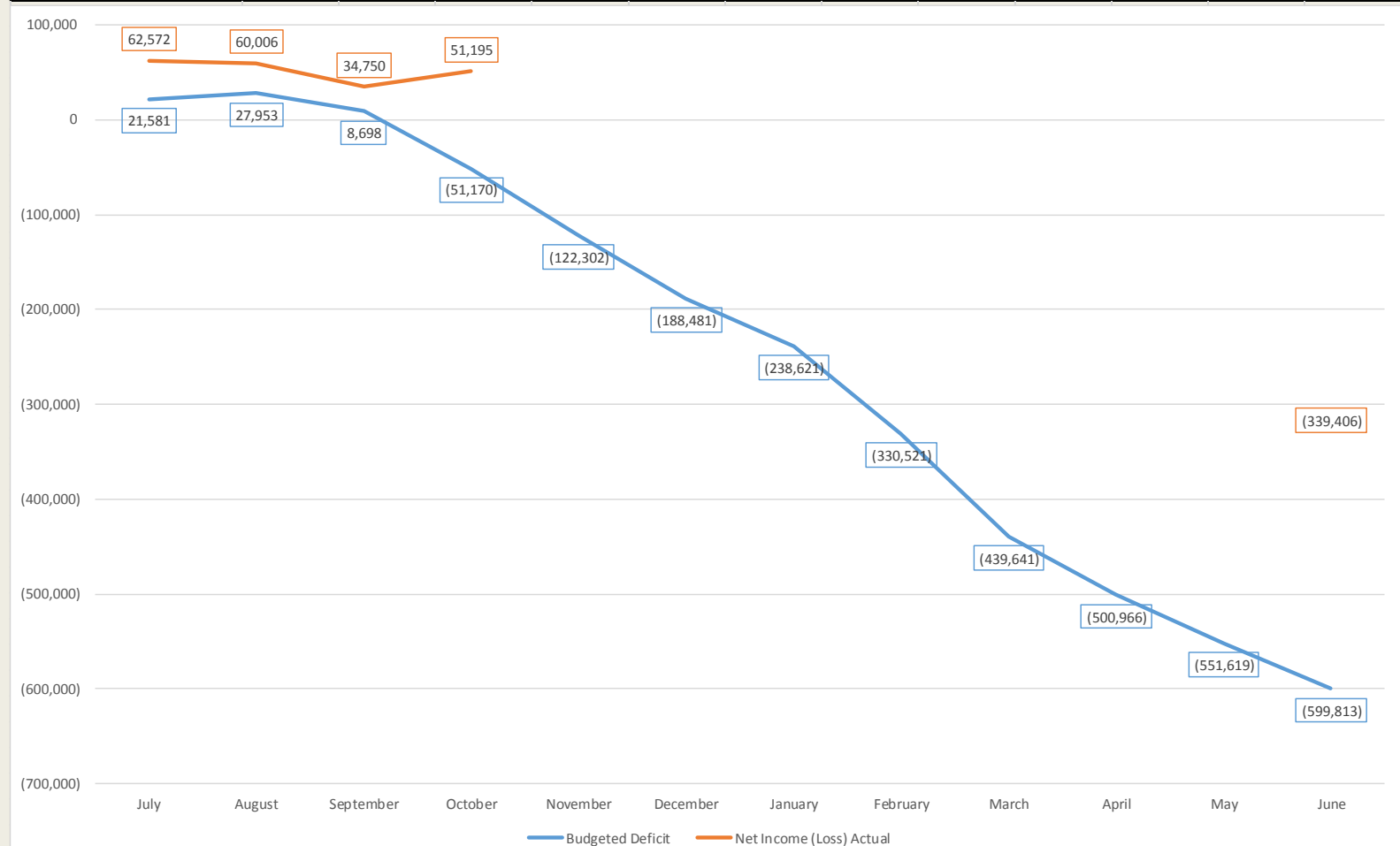
	July	August	September	October	November	December	January	February	March	April	May	June
Budgeted Operating Expenses	51,906	103,818	155,724	223,520	275,426	327,332	379,238	431,144	522,940	574,845	626,750	678,655
Actual Operating Expenses	45,907	94,024	164,796	200,261								610,790



Budget Deficit

(July thru October actuals compared to budget forecast)

	July	August	September	October	November	December	January	February	March	April	May	June
Budgeted Deficit	21,581	27,953	8,698	(51,170)	(122,302)	(188,481)	(238,621)	(330,521)	(439,641)	(500,966)	(551,619)	(599,813)
Net Income (Loss) Actual	62,572	60,006	34,750	51,195								(339,406)



State of the Press

- Budgeting, right sizing and pricing initiatives complete
- Outsourcing and reorganizing in progress
- Financial metrics encouraging

**MEMORANDUM TO ADVANCE
COMMITTEE AGENDA ITEM TO
THE BOARD OF REGENTS
THE UNIVERSITY OF NEW MEXICO**

DATE: November 17, 2017

TO: David W. Harris, EVP for Administration, COO & CFO

FROM: Chris Vallejos, AVP Institutional Support Services
Lisa Marbury, Executive Director, Institutional Support Services

RE: Requested Approval

RECOMMENDED ACTION:

Recommend to the Board of Regents Finance and Facilities Committee the following:

1. Request for Project Approval for UNM Gallup Physical Plant Facility

Please see attached summary.

cc: R. Henrard, A. Coburn, C. Martinez, N. Dominguez, M. Dion, M. Probasco – PDC

REQUEST FOR CAPITAL PROJECT APPROVAL for UNM GALLUP PHYSICAL PLANT FACILITY

UNIVERSITY OF NEW MEXICO

November 7, 2017

REQUESTED ACTION:

In accordance with Section 7.12 of the Board of Regents Policy Manual and as required by the New Mexico Higher Education Department and New Mexico State Board of Finance, project approval is requested for the Physical Plant Facility project at the UNM Gallup Campus.

PROJECT DESCRIPTION:

The new Physical Plant facility will be approximately 7,300 GSF of new single-story construction, including approximately 3,500 net SF of warehouse space. The building will provide staff offices for the Physical Plant Department (PPD) administrative staff, PPD field staff support, the campus plan room, staff work stations for logging maintenance performed, a conference room, employee training room, and the campus lock shop.

The working warehouse will include high bay garage doors for delivery and shop access. Secured storage is required for campus-wide inventory of typical consumables; office supplies, cleaning supplies, Physical Plant machinery and equipment, general Physical Plant maintenance storage, and a small engine repairs shop. The location of the new building is consistent with the campus master plan and will further the development of the south portion of the campus in a logical manner.

PROJECT RATIONALE:

This project will allow the Physical Plant to vacate the undersized building they currently share with the Gallup Campus Child Care services, which is an inappropriate co-location that forces shared access driveways and walking areas with children and heavy equipment. Additionally, the current siting of their facility poses additional hazards. The building's main entrance – which includes both pedestrian, vehicle, and service access – exits onto a steep drive with multiple blind spots, creating risk of collision and injury. The functions of PPD are incompatible with those of the childcare center for many obvious reasons, including life safety.

The UNM-Gallup PPD is responsible for the maintenance and operations of facilities, equipment, and infrastructure on the Gallup campus. Additionally, PPD oversees the procurement and storage of bulk office items, maintains record drawings of campus facilities, and implements signage and wayfinding.

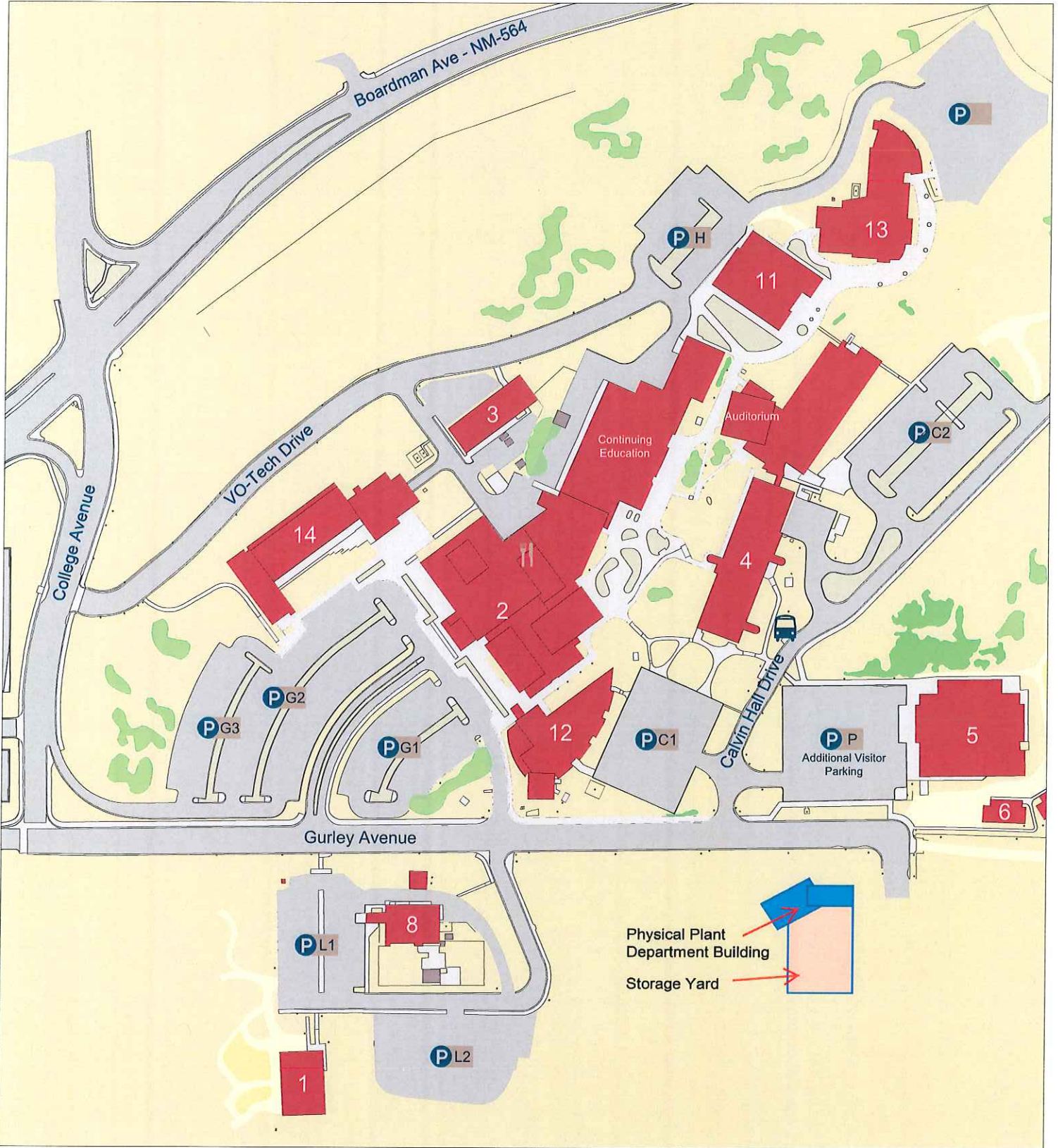
The new location will provide easy access for vehicular deliveries and is centrally located with the campus in order to provide efficient access by maintenance personnel to the Gallup Campus.

The new location is consistent with the campus long range plan for campus development and allows for a logical development of the area including future academic facilities.

FUNDING:

The total estimated Project Budget is \$2,000,000.00:

- \$1,500,000.00 is funded from GOB SB 122, 2016 Capital Projects.
- \$500,000.00 is funded from 2012 McKinley County Bonds.



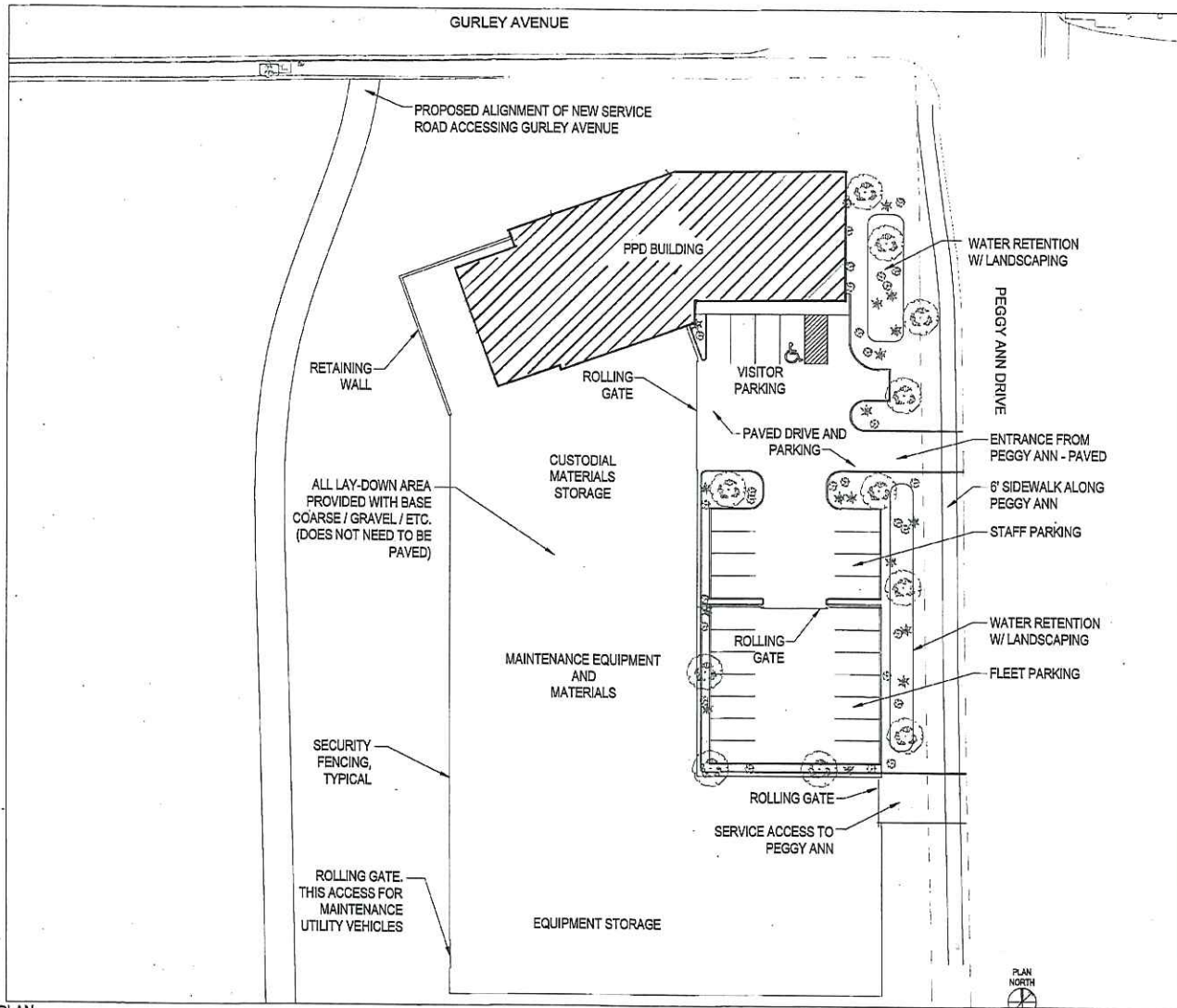
- 1 Lions Hall**
- 2 Gurley Hall**
Information Center | Student Center
Campus Police | College Bookstore
Lobo Learning Center
Career and Job Placement
Center
Ingham Chapman Art Gallery

- 3 Construction Technology**
- 4 Calvin Hall Center**
Classrooms | Auditorium
- 5 Physical education / Gymnasium**
- 6 Middle College High School**
- 8 Childcare Facility | Physical Plant
Key Shop**
- 11 Health Careers**

- 12 Zollinger Library**
- 13 Nursing**
- 14 Student Services and Technology
Center**
Admissions | Registrar | Bursars
Office

-  Parking
-  UNM Building
-  Food Services
-  Bus Stop





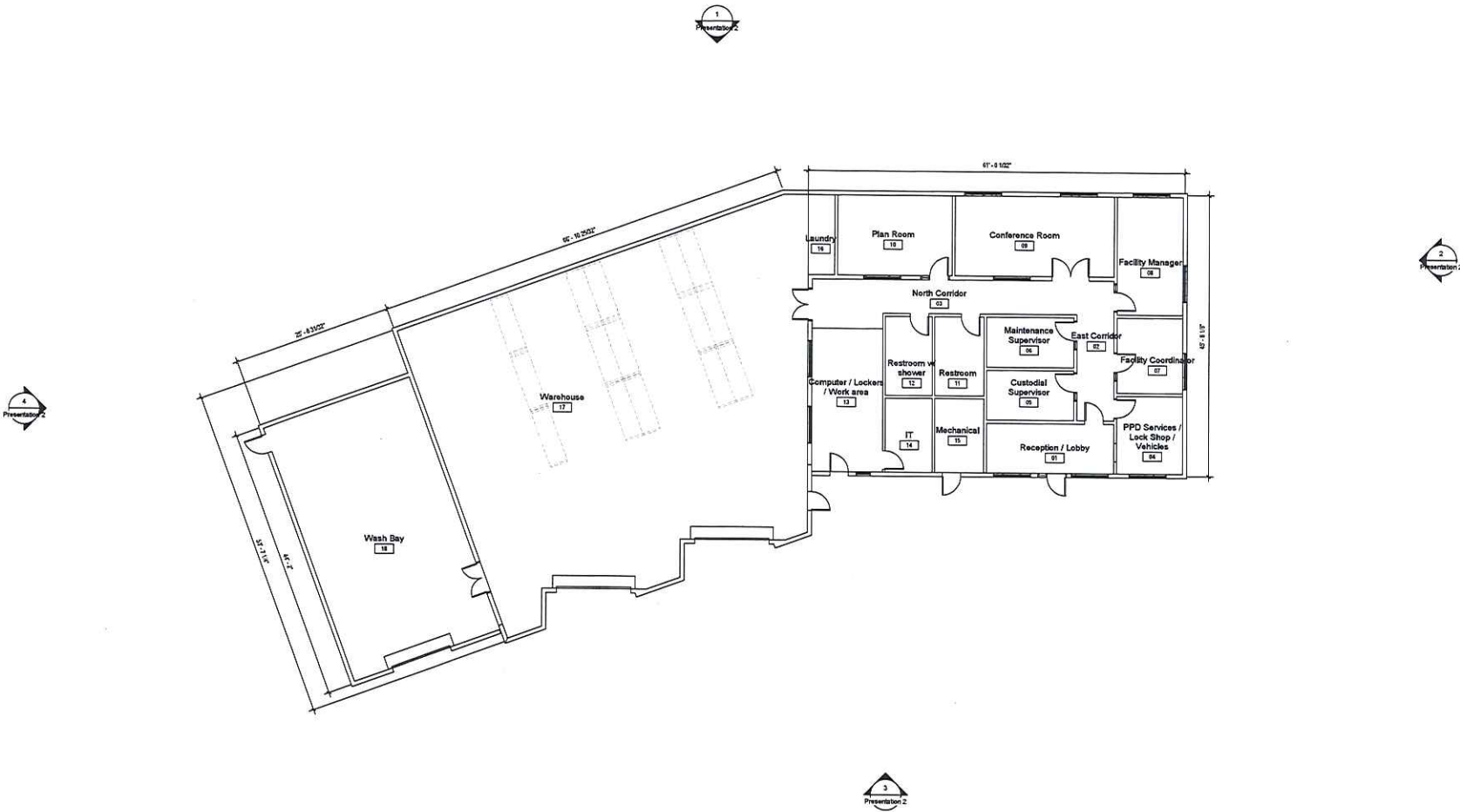
SCHEMATIC DESIGN - SITE PLAN

University of New Mexico

Gallup Campus PPD

UNM PCD
11/01/17

VIGIL & ASSOCIATES
ARCHITECTURAL GROUP, P.C.
WWW.VA-ARCHITECTS.COM



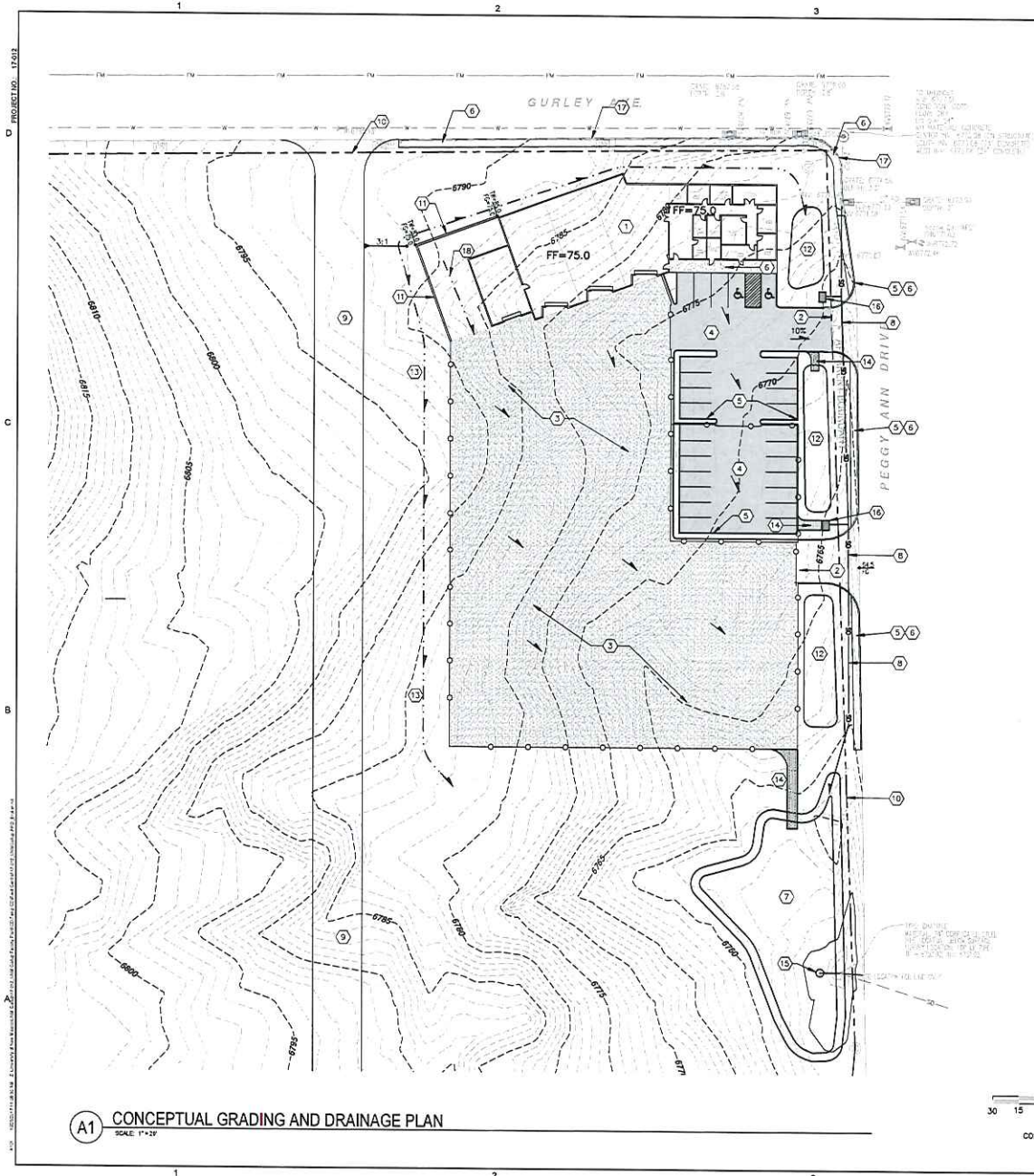
SCHEMATIC DESIGN - FLOOR PLAN
1/8" = 1'-0"

University of New Mexico

Gallup Campus PPD
UNM PCD
11/01/17



T:\CADD\10000 & ASSOCIATES\BUREAU\Gallup\unm\unm\Conceptual\A1 & D Plan_C-101.dwg, 10/31/2007 3:21:17 PM, DWG by PEF, p.c.



LEGEND:

- | | | | | |
|-----|---|-----|------------------------|------------------------|
| SP | PROPOSED SPOT ELEVATIONS (FINISHED GRADE) | --- | GRADE BREAK-HIGH POINT | |
| ME | MATCH EXISTING ELEVATIONS | --- | SWALE | |
| TC | TOP OF CONCRETE | --- | SD | STORM DRAIN LINE |
| FL | FLOW LINE, CURB | --- | --- | PROPOSED MAJOR CONTOUR |
| INV | INVERT | --- | --- | PROPOSED MINOR CONTOUR |
| FG | FINISH GRADE | --- | --- | EXISTING MAJOR CONTOUR |
| TBC | TOP OF BASE COURSE | --- | --- | EXISTING MINOR CONTOUR |
| TC | TOP OF CURB | --- | --- | |
| TD | TOP OF GRADE | --- | --- | |
| TA | TOP OF ASPHALT | --- | --- | |
| FA | FLOW ARROW | | | |

KEYED NOTES

- 1) NEW BUILDING, SEE ARCHITECTURAL DRAWINGS.
- 2) NEW ENTRANCE.
- 3) NEW BASE COURSE.
- 4) NEW HOT MIX ASPHALT.
- 5) NEW CONCRETE CURB AND GUTTER.
- 6) NEW SIDEWALK.
- 7) NEW CENTRAL DETENTION POND.
- 8) NEW 24" SD PIPE.
- 9) NEW UTILITY ACCESS ROAD.
- 10) APPROXIMATE LOCATION OF PROPERTY LINE.
- 11) NEW RETAINING WALL.
- 12) NEW WATER QUALITY POND.
- 13) NEW DIVERSION SWALE.
- 14) NEW CONCRETE RUNDOWN.
- 15) NEW STAND PIPE RISER WITH TRASH RACK.
- 16) NEW INLET.
- 17) EXISTING CURB AND GUTTER TO REMAIN.
- 18) NEW EARTHEN SWALE.

A1 CONCEPTUAL GRADING AND DRAINAGE PLAN
SCALE: 1"=30'



Project Status


University of New Mexico
UNM GALLUP FACILITY PLANT
 UNM PCD

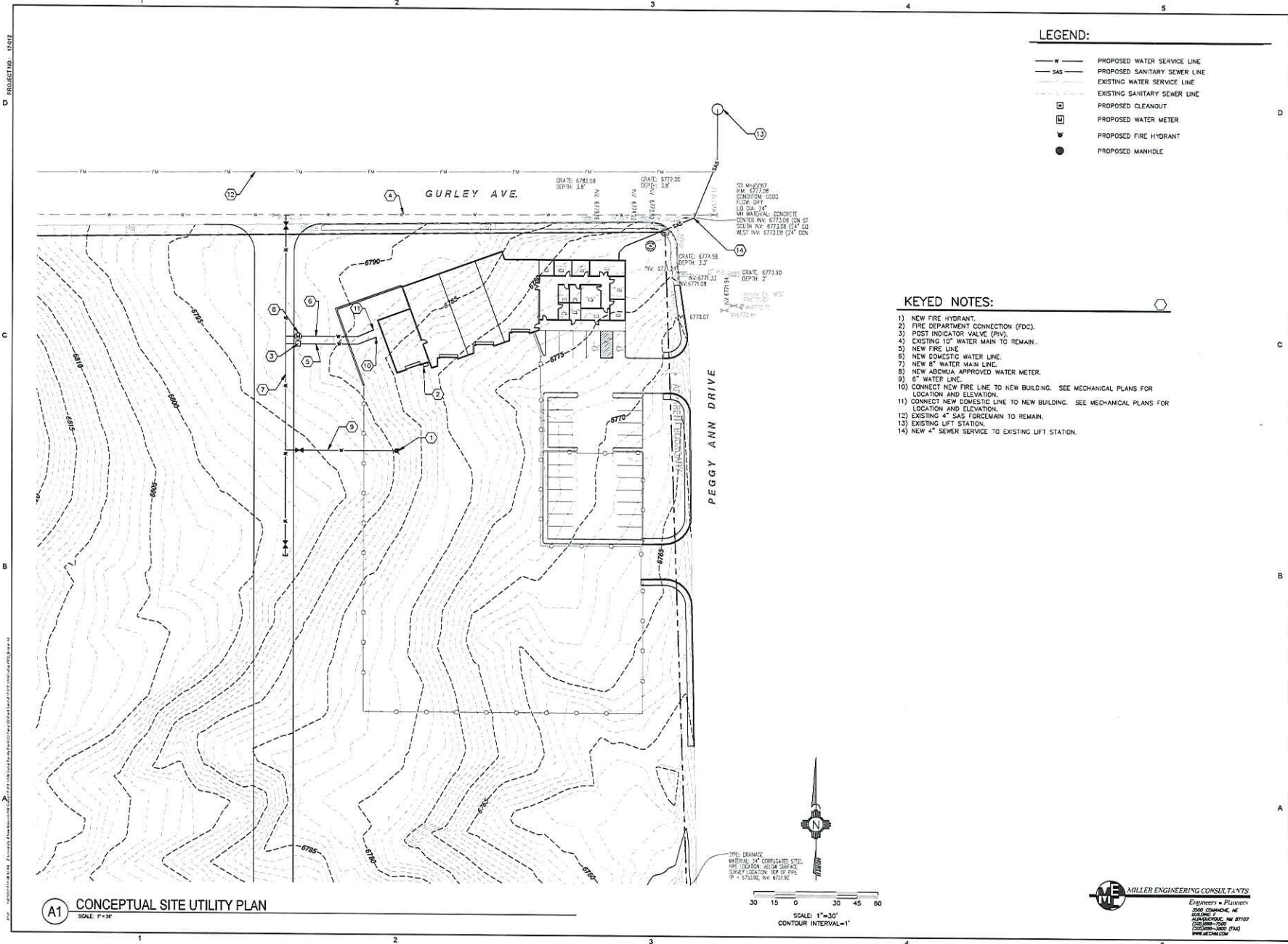
Date:	Issue Date
Drawn By:	Author
Checked By:	Checker
Printed:	
Revisions:	Revised

C101

CONCEPTUAL GRADING AND DRAINAGE PLAN

project no. 17-012





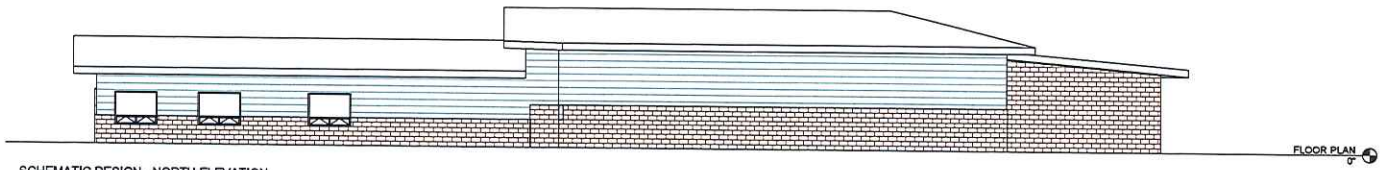
VIGIL & ASSOCIATES
ARCHITECTURAL GROUP PC
1477 19th St NW, Suite A-100, Albuquerque, NM 87102-4408
407.273.1177
www.vigil-and-associates.com
VIGIL AND ASSOCIATES ARCHITECTURAL GROUP PC IS AN EQUAL OPPORTUNITY AND AFFIRMATIVE ACTION EMPLOYER

Project Status

University of New Mexico UNM GALLUP FACILITY PLANT UNM PCD

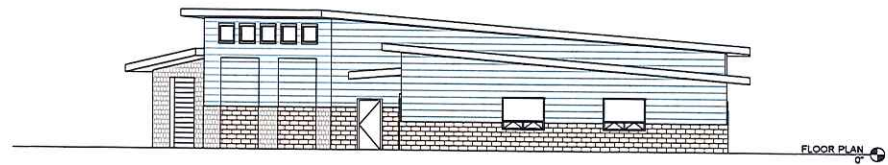
Date	Issue

MILLER ENGINEERING CONSULTANTS
Engineers & Planners
2302 GRANADA, NE
ALBUQUERQUE, NM 87107
(505) 229-0388
(505) 229-0688 (FAX)
www.mecom.com



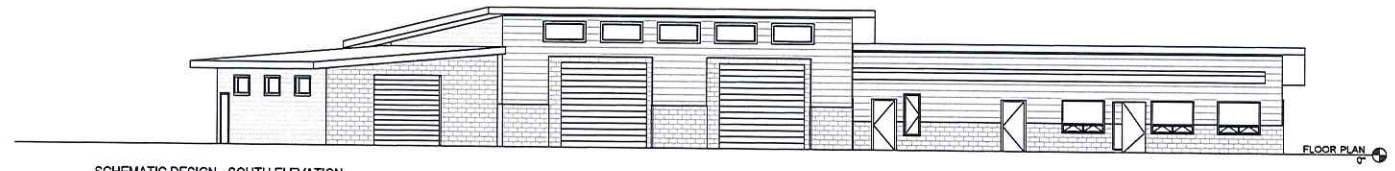
SCHEMATIC DESIGN - NORTH ELEVATION
1/8" = 1'-0"

FLOOR PLAN



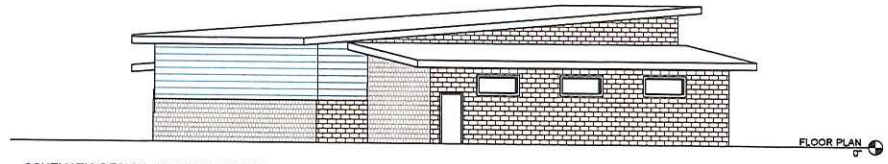
SCHEMATIC DESIGN - EAST ELEVATION
1/8" = 1'-0"

FLOOR PLAN



SCHEMATIC DESIGN - SOUTH ELEVATION
1/8" = 1'-0"

FLOOR PLAN




SCHEMATIC DESIGN - WEST ELEVATION
1/8" = 1'-0"

FLOOR PLAN


University of New Mexico
BUILDING ELEVATIONS

Gallup Campus PPD
UNM PCD
11/01/17

VIGIL & ASSOCIATES
ARCHITECTURAL GROUP, P.C.
4477 Irving NW, Suite A
Albuquerque, New Mexico 87114
Ph: 505.850.5530 • Fax: 505.850.5831
www.VA-architects.com



SCHEMATIC DESIGN - SOUTHEAST PERSPECTIVE



SCHEMATIC DESIGN - SOUTHWEST PERSPECTIVE

University of New Mexico
AERIAL PERSPECTIVES

Gallup Campus PPD
UNM PCD
11/01/17



Biology Annex Recommendation December 2017

Background:

President Abdallah and Provost White were charged with bringing a recommendation to the Regents for the use of the Biology Annex on central campus. The building has approximately 8,000 gross square feet (GSF), which equates to approximately 5,200 net assignable square feet (NASF).

Academic Affairs secured consultant Bill Sabatini from Dekker, Perich Sabatini and with the support of internal space planning staff, developed guiding principles for identifying opportunities for use of the facility and established some basic assumptions. Space needs were reviewed for the various schools and colleges and other units in Academic Affairs. Interviews were held with units that had space needs in the range of the available space in the Biology Annex. For the units that seemed feasible, draft rough order of magnitude test-of-fit space lists were done. The Provost then appointed a Task Force to review the Biology Annex Project based on the planning study.

Academic Affairs met with the Task Force several times, reviewed the guiding principles, assumptions, data gathered to date regarding possible opportunities, and conducted follow-up on points raised by the Task Force.

Recommendation:

It is recommended that the Biology Annex be used to create an Interdisciplinary Teaching / Learning Lab to facilitate the collaboration for Earth and Planetary Sciences, Museum Studies and Biology (specifically, Museum of Southwest Biology). This recommendation reinforces and supports Academic Affairs goal to increasingly move towards interdisciplinary work at UNM.

Since Northrop Hall, CERIA and Castetter buildings are all at capacity, there is no space for a collaborative, interdisciplinary lab. The proposed teaching and learning space provides a central space that integrates and merges the biodiversity collections across multiple departments. Current classes including interdisciplinary classes will be able to be moved from over-crowded teaching labs to this space. The proposed project also improves staff and graduate student efficiencies and therefore no new staff will be needed to support this new facility.

Additional support for this proposal is that current vertebrate paleobiology collections cannot be housed at UNM because Earth & Planetary Science does not have a federally approved repository. The proposed facility will provide an environment that meets the Department of the Interior requirements. This will improve teaching and research capabilities.

The collaborative lab will also provide space for integrated public outreach that will improve the UNM response to the category of "broader impacts" of research grant applications, a required component of the National Science Foundation (NSF).

This project will also release much needed space in Castetter, CERIA, Marron and Northrop buildings that can assist existing programmatic space needs that cannot be met by any other existing buildings or current capital project.

Detailed Information:

Task Force Representatives

- Pamela Pyle, Faculty Senate President
- Geraldine Forbes Isais, Dean, School of Architecture + Planning / Tim Castillo, Associate Dean
- Amy Coburn, University Architect / Lisa Marbury, ISS Executive Director
- Alfred Sena, Director, Physical Plan
- Vahid Staples, Budget Officer
- Ryan Berryman, Athletics

Guiding Principles:

Academic Affairs developed the following guiding principles for identifying opportunities for use of the Biology Annex.

- All existing facilities should be used for the highest and best use.
- Information should be gathered about each potential option from UNM resources and from key stakeholders.
- Viable options should effectively solve space compression issues, and not create new issues.
- User required adjacencies should be taken into account. Adjacency can include how close the existing unit facilities are to the Biology Annex.
- User needs for access, accessibility and visibility should be taken into account. Visibility can include improved way finding and building signage.
- UNM space guidelines as well as user requirements should be taken into account.
- Assess user requirements based on character, location and size of the Biology Annex.

Assumptions:

- Since the Biology Annex was always considered an academic building, various administrative units and athletics were not considered.
- Since the bond funding has been established, it was assumed that the budget is fixed, and rough order-of-magnitude project costs were not calculated for each opportunity.
- Due to the limited budget and the existing utility infrastructure around the building, it was assumed that there would not be a building addition.
- After the Board of Regents determined that the Biology Annex should be retained, Physical Plant Department removed various non-bearing walls, and did other cleanup. The building will need new HVAC, power and data. Further building review / inspection will need to be done before design is started.
- Future or theoretical organizational changes were not taken into account; units were assessed as they currently exist and with limited estimated expansion based on the units needs.
- The core of various student services is located around the SUB, Mesa Vista and UAEC.

Process:

- Academic Affairs reviewed the space needs for the various schools and colleges, and other units in Academic Affairs and contacted potential units. Dean of Arts and Sciences, Mark Peceny conferred with the Arts and Science leadership team to develop a list of possible opportunities for using the Biology Annex. Viable Arts & Sciences alternatives were explored. Dean of Graduate Studies Julie Coonrod, Graduate Studies, was also consulted as was Executive Director of the Global Education Office, Nicole Tami.
- Academic Affairs contacted units that had space needs in the range of 5,000 – 5,400 NASF or about the amount of NASF of the Biology Annex. The space needs were reviewed with the units, and for the units that seemed feasible, and a rough order of magnitude test-of-fit space lists were drafted.

Other Units Reviewed by Academic Affairs but not Interviewed:

- Anderson School of Management: No additional space needs at this time; new building under construction.
- School of Architecture and Planning: Currently modify and upgrading the Predock House to provide a new studio space in an urban environment.
- College of Education: No additional space needs or compression issues at this time.
- College of Engineering: No additional space needs at this time; Farris remodel is under construction.
- College of Fine Arts: First phase of a new building is on the 10-year capital list and space needs will be identified during the pre-planning process.
- Honors College: Biology Annex does not have sufficient space; ASM East is being explored for Honors.
- Law School and Health Sciences: Since the various units are located on North Campus, the units were not considered since the Biology Annex is not adjacent to any of their current facilities.

- University College: Biology Annex does not provide the type or amount of space needed, and it is not located near the student services core.
- University Libraries & Learning Sciences: Biology Annex does not provide the types of spaces needed.
- Enrollment & Analytics - Scheduling: Preliminary response from Scheduling is to improve utilization of existing classrooms.
- Student Affairs – Career Center: Does not have sufficient NASF to accommodate the existing center, and the annex is not adjacent to other student services.
- Student Affairs – SHAC: Annex does not have sufficient space to accommodate the existing operations; it is not adjacent to the current building and a split operation is not viable. Expansion is planned into the lower level of the current building.
- Student Affairs – ROTC: There is not sufficient space for any of the three units that need expanded space.

Summary of Opportunities Explored but Not Recommended – Alphabetical Order:

- Geography & Environmental Studies:
 - Space Needs: Current second floor location in Bandelier West is not accessible and has about 6,200 NASF; would like space for an additional specialized computer lab to support the curriculum.
 - Review: While Biology Annex would provide additional and accessible space, it would mean that G&ES would be split between non-adjacent buildings. G&ES determined that the Biology Annex would not meet their needs.
- Global Education Office:
 - Space Needs: Currently located in Mesa Vista Hall; needs more space to meet minimal expansion goals over the next 5 years; needs more student support space; and would like a more visible / easier to find location.
 - Review: The Biology Annex did not provide sufficient space to meet current and projected needs without being in two locations. A split operation would not work and thus the Biology Annex would not meet their needs.
- Graduate Studies:
 - Space Needs: Desirable to have a centralized facility instead of space in three buildings.
 - Review: Currently Graduate Studies has over 6,000 NASF and the variety of types of spaces meet the current academic needs. Biology Annex does not have sufficient space for Graduate Studies.
- Psychology:
 - Space Needs: The Psychology Clinic and Agora Clinic that are currently located on Sigma Chi need more space. It is desirable to expand the clinics adjacent to Logan Hall where Psychology is housed. Psychology also needs space for undergraduate advisors, and for a new research lab.
 - Review: Modifying the Biology Annex, taking in account the building’s current wall/structure into consideration, could be challenging and costly to accommodate clinics and advising. The clinics also need parking, which may be difficult to accommodate the quantity needed in that area. It was determined that while Psychology needs additional space, other facilities may provide a better fit for expansion for the department than the Biology Annex.



THE UNIVERSITY *of*
NEW MEXICO

University Controller
Financial Services, Main Campus
Phone: (505) 277-5111
FAX: (505) 277-7662

MEMORANDUM

DATE: November 21, 2017

TO: David W. Harris
Executive Vice President

FROM: Elizabeth Metzger, CPA
University Controller

RE: Information Item for Board of Regents' Finance & Facilities Committee Meeting

The Monthly Consolidated Financial Report for the month ended October 31, 2017 will be presented at the *December 5, 2017* Finance and Facilities meeting. Handouts will be available the day of the meeting.



Monthly Financial Report

Consolidated Total Operations Current Funds

Fiscal Year to Date as of October 31, 2017

Contents

Charts

Consolidated Total Operations – 3-Year Net Revenue	5
YTD I&G Consolidated Revenues / Expenses (3 Year)	6

Executive Budget Summary	7
---------------------------------	---

Financial Reports

Consolidated - Total Operations Current Funds	9
Main Campus - Athletics and Auxiliary Operations	12
Main Campus – Total Operations Current Funds	15
Branch Campuses – Total Operations Current Funds	18
HSC Campus – Total Operations Current Funds	20

Appropriations Schedules

Consolidated – Total Operations Current Funds	23
Main Campus – Total Operations Current Funds	24
Branch Campuses – Total Operations Current Funds	25
HSC – Total Operations Current Funds	26

Debt Service

Schedule of Debt Service	27
Source of Funds	28

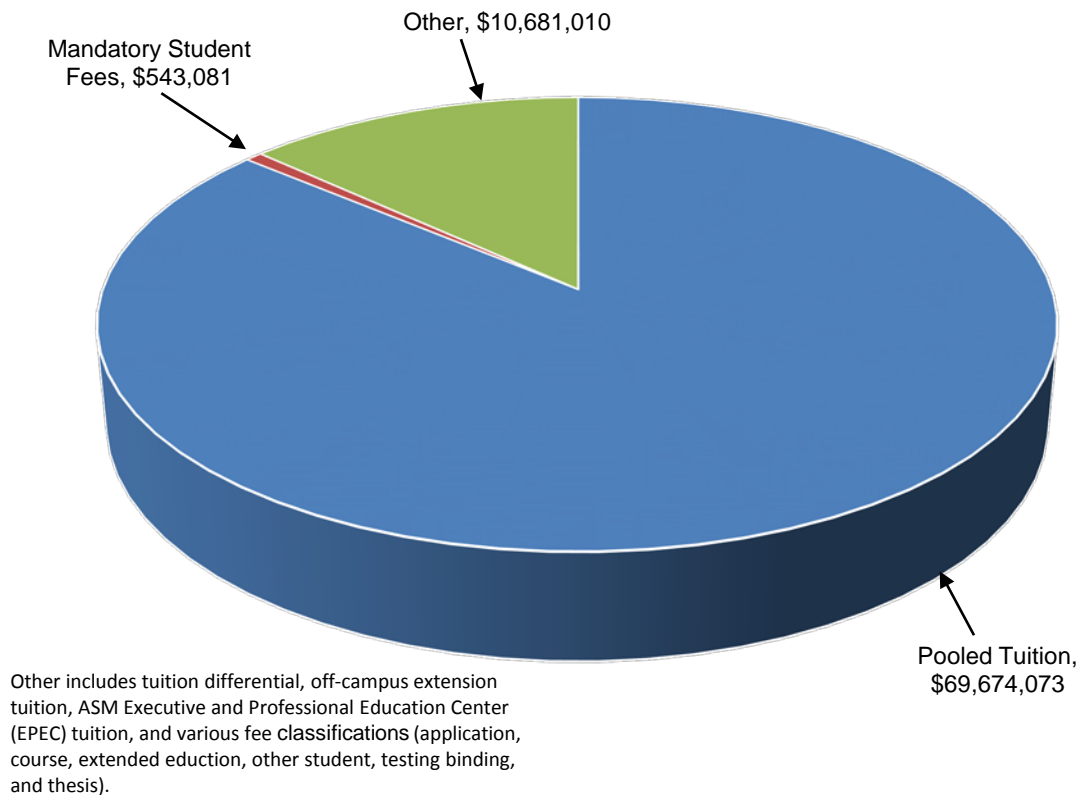


THE UNIVERSITY OF
NEW MEXICO®

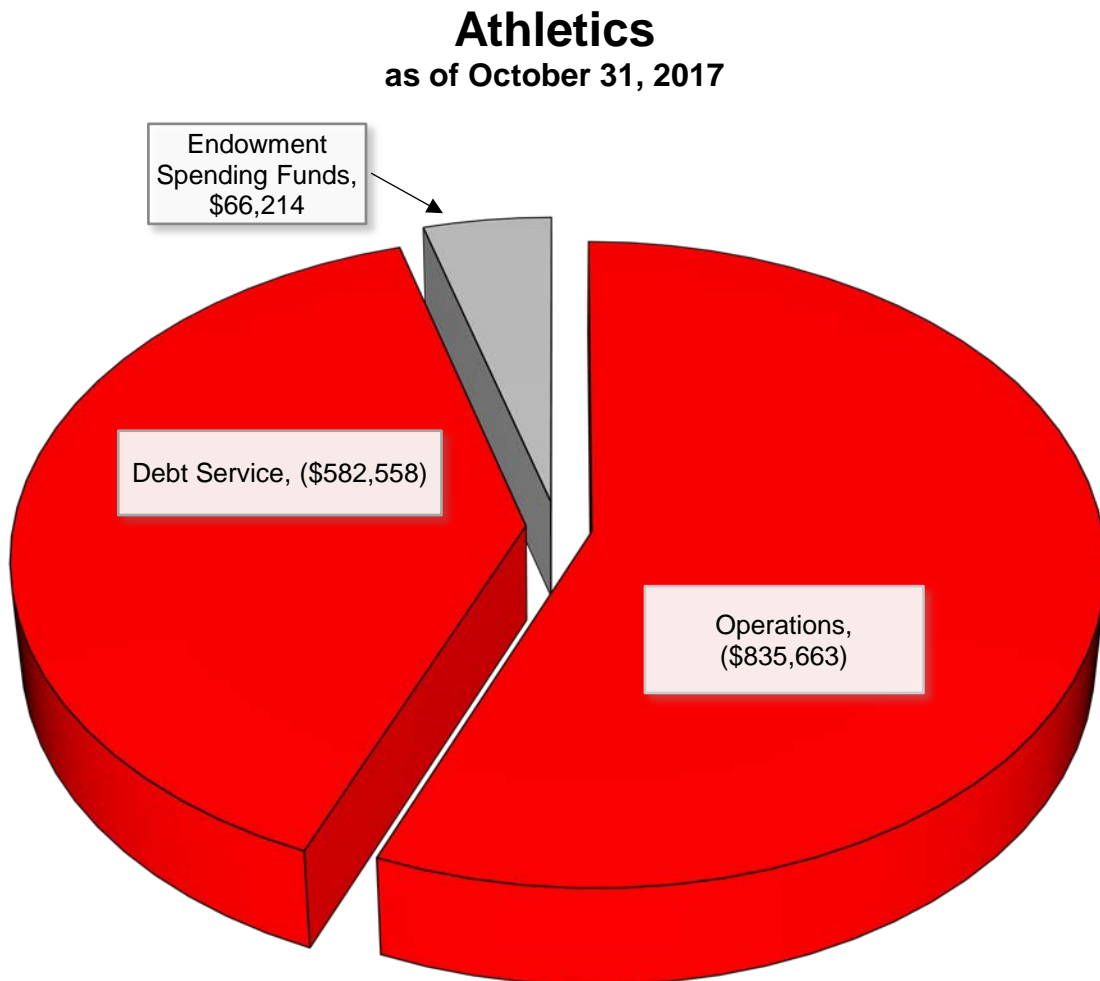
Summary of Items in the Consolidated Financial Report As of October 31, 2017

- Instruction and General (Consolidated page 9, Main Campus page 15): Tuition and Fees - The graph below indicates the portion of Main Campuses I&G Tuition and Fee revenue that is pooled and allocated to the departments. The remainder of I&G Tuition and Fee revenue is distributed directly to the units, EX: tuition differential, course fees.

**Main Campus Tuition and Fees
as of October 31, 2017**

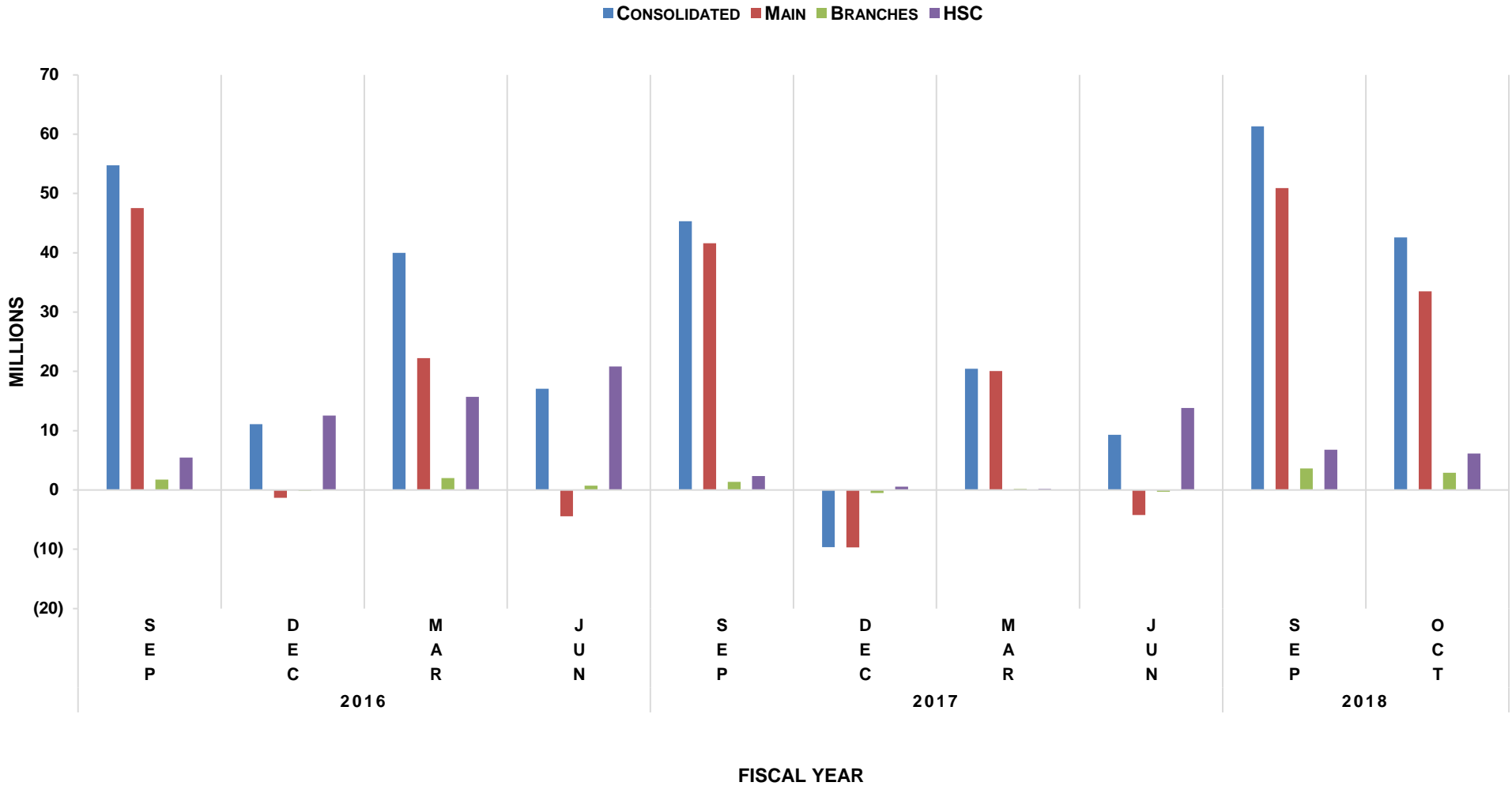


- Athletics (Consolidated page 12) :



- The net of the above balances (see page 12) at October 31 is **(\$1,352,007)**.
- The above Operations balance includes the transfer of \$1.3M use of reserves to offset current year shortfall which was approved by the Regents in November.
- An unknown factor this fiscal year is estimating final ticket revenue, which may dictate further spending cuts, the magnitude of which is unclear.

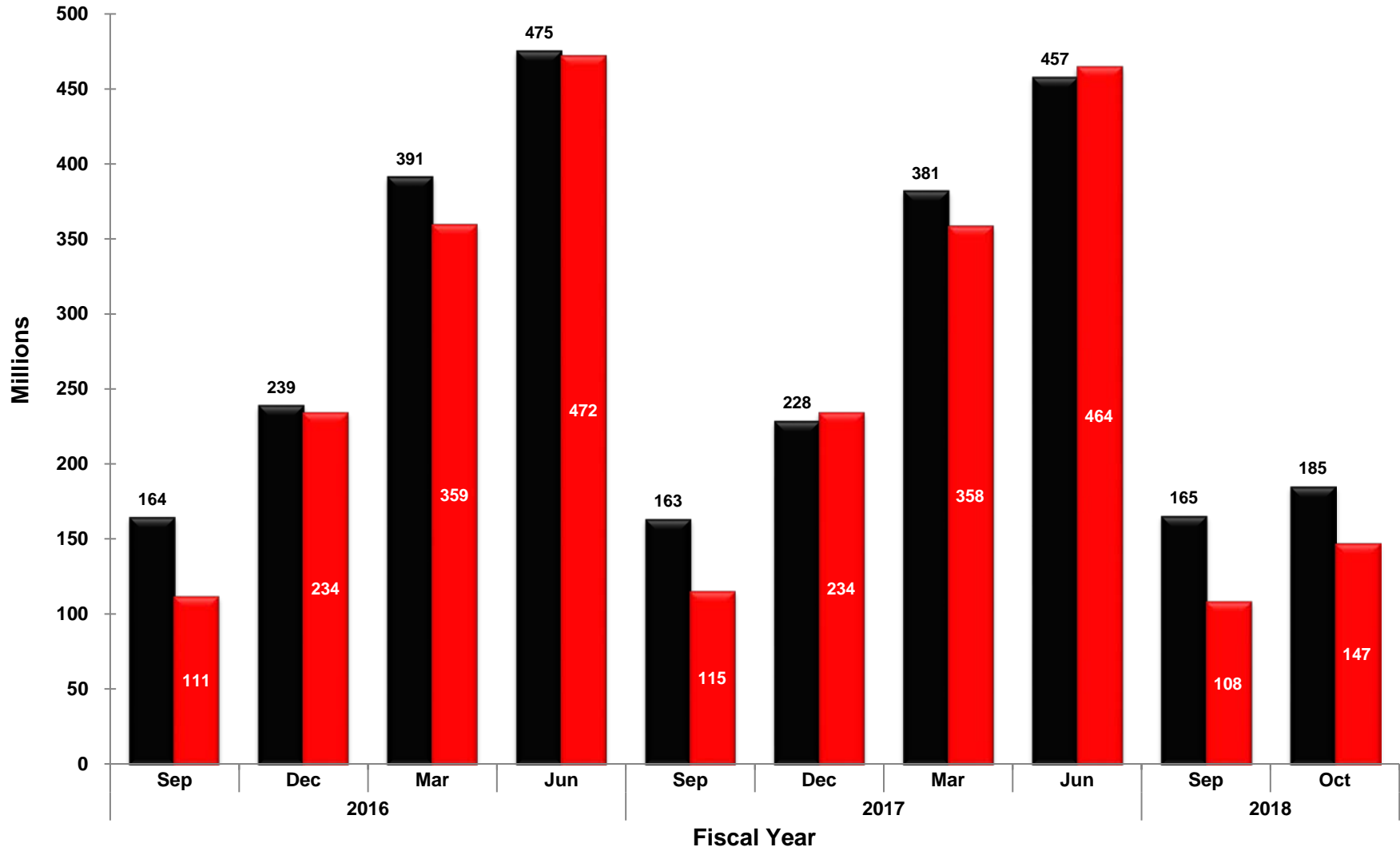
**CONSOLIDATED TOTAL OPERATIONS - 3 YEAR NET REVENUE / (EXPENSE)
FISCAL YEAR TO DATE AS OF OCTOBER 31, 2017**





YTD I&G Consolidated Revenues / Expenses (3 Year) Fiscal Year to Date as of October 31, 2017

■ Revenues ■ Expenses



Executive Budget Summary

University of New Mexico Consolidated Financial Report

FY 2018 UNM Re-Forecasted Budget

This report covers current fund operations for the University, including Main Campus, Branch Campuses, and HSC Campus. HSC is the only campus that re-forecasts their operating budget on a monthly basis.

Instruction and General operations projects a use of reserves of \$7.1M for the FY 2018 UNM Re-Forecasted Budget. The use of reserves of \$7.1M is comprised of \$4.3M use of reserves at the Main Campus, a \$2.5M use of reserves at the Branch Campuses, and a \$322K unfavorable net margin at the HSC Campus. The \$322K unfavorable net margin at the HSC Campus is primarily due to budgeting small portions of the hiring packages for three new Deans during FY 2018.

The next block of information shows the **Unrestricted Research** operations. The FY 2018 UNM Re-Forecasted Budget projects a use of reserves of \$2.4M, of which \$1.7M use of reserves is related to Main Campus and a \$713K use of reserves is related to the HSC Campus. The \$1.7M use of reserves at Main Campus is primarily due to Academic Affairs' departments budgeting reserves. The departments that budgeted the largest use of reserves are the College of Arts and Sciences, the School of Engineering, and VP for Research. At the HSC Campus, the \$713K use of reserves for non-recurring expenditures includes CTSC Scholar startup packages, equipment purchases and research supplies.

The third business category shown on the first page of this report is **Unrestricted Public Service**. The operations in this category include special projects funded by State Appropriations and non-endowed gifts flowing from the UNM Foundation to departments and many small events funded by user fees. The FY 2018 UNM Re-Forecasted Budget projects a use of reserves of \$1.6M. These reserves are comprised of \$2.1M use of reserves at the Main and Branch Campuses and favorable net margin of \$581K at the HSC Campus. The \$2.1M use of reserves at the Main and Branch Campuses is primarily due to Academic Affairs' departments budgeting reserves. The departments budgeting the largest use of reserves are the College of Arts and Sciences, the School of Law, and VP for Research. At the HSC Campus, the \$581K favorable net margin includes increased revenue due to an increase in private foundation gifts and contracts.

Page 2 of this report begins with the **Student Aid** function. The FY 2018 UNM Re-Forecasted Budget projects a use of reserves of \$8.0M. These reserves are comprised of \$7.5M use of reserves at the Main and Branch Campuses and a use of reserves of \$525K at the HSC Campus. The budgeted use of reserves at Main Campus is primarily due to Academic Affairs' departments budgeting reserves in endowed spending indices for the payout of major and departmental scholarships in the new fiscal year. Those departments include: VP Division of Enrollment Management, College of Fine Arts, and College of Arts and Sciences.

Student Activities are the operations of Student Government and Student organizations. The FY 2018 UNM Re-Forecasted Budget shows a use of reserves of \$96K.

Auxiliaries and Athletics

The FY 2018 UNM Re-Forecasted Budget for Auxiliaries and Athletics projects a use of reserves of \$723K; this projection is for the VP for Institutional Support Services area. Athletics, VP for Student Affairs, and the Provost and Other Units are projected to break even.

Sponsored programs operations are our contract and grant research and public service projects funded by outside agencies and companies. These operations will always record a zero net revenue over expense by the nature of their funding. The agency pays for a service or research project, and normally any unspent funds must be returned to the agency.

The next block of numbers on the third page is a summary of our **Clinical Operations**. These operations are essentially all the patient care activities of the HSC Campus, including the UNM Hospitals, SOM physician professional services, Cancer Center operations and Housestaff/Medical Residents who are being trained in the UNM and VA hospitals. The FY 2018 UNM Operating Budget projects a favorable net margin of \$888K. UNM Hospitals budgeted a favorable net margin of \$4K. The School of Medicine budgeted a favorable net margin of \$884K, which is primarily due to increased clinical volume.

Contingencies are additional amounts set aside to cover any shortfalls in the previously mentioned budgeted areas. Currently, the FY 2018 UNM Re-Forecasted Budget does not have a budget for contingencies.

Statements of Revenues, Expenses and Changes in Net Position - UNM Regents Format
For the four month ended October 31, 2017
Preliminary and Unaudited

University of New Mexico - Consolidated Total Operations Current Funds

	FY 2018 Full Year Re-Forecasted Budget	FY 2018 Year-to-Date Actual	Fiscal YTD Favrbl/(Unfavrbll) Budget	Actual to Budget Benchmark Rate 33%	FY 2017 Year-to-Date Actual	FY 2018 YTD Actual Change From FY 2017 YTD Actual
Instruction and General						
Tuition and Fees Revenues						
Main Campus	154,095,546	80,898,164	(73,197,382)	52%	80,019,398	878,766
Branch Campuses	8,151,517	3,765,405	(4,386,112)	46%	4,288,805	(523,400)
HSC Campus	18,122,366	8,628,506	(9,493,860)	48%	8,163,174	465,332
Total Tuition and Fees Revenues	180,369,429	93,292,075	(87,077,354)	52%	92,471,377	820,698
State/Local Appropriations	263,766,542	87,928,018	(175,838,524)	33%	93,037,367	(5,109,349)
F & A Revenues	44,563,800	15,409,298	(29,154,502)	35%	14,770,605	638,693
Transfers	(49,270,699)	(19,998,944)	29,271,755	41%	(15,789,763) (1)	(4,209,181)
Other Revenues	21,630,154	7,883,452	(13,746,702)	36%	5,235,086 (1)	2,648,366
Total Instruction and General Revenues	461,059,226	184,513,899	(276,545,327)	40%	189,724,672	(5,210,773)
Salaries	283,037,337	89,680,083	193,357,254	32%	95,633,286	5,953,203
Benefits	93,541,309	30,951,968	62,589,341	33%	31,821,142	869,174
Other Expenses	91,581,486	26,056,242	65,525,244	28%	28,045,141	1,988,899
Total Instruction and General Expenses	468,160,132	146,688,293	321,471,839	31%	155,499,569	8,811,276
Net Instruction and General Revenue/(Expense)	(7,100,906)	37,825,606	44,926,512		34,225,103	3,600,503
Research						
State/Local Appropriations	11,182,525	4,167,085	(7,015,440)	37%	4,300,530	(133,445)
Transfers	30,340,916	6,331,442	(24,009,474)	21%	5,546,521	784,921
Other Revenues	2,431,195	506,909	(1,924,286)	21%	1,415,155	(908,246)
Total Research Revenues	43,954,636	11,005,436	(32,949,200)	25%	11,262,206	(256,770)
Salaries and Benefits	25,457,902	8,653,707	16,804,195	34%	9,105,676	451,969
Other Expenses	20,902,314	5,223,369	15,678,945	25%	5,965,791	742,422
Total Research Expenses	46,360,216	13,877,076	32,483,140	30%	15,071,467	1,194,391
Net Research Revenue/(Expense)	(2,405,580)	(2,871,640)	(466,060)		(3,809,261)	937,621
Public Service						
State/Local Appropriations	3,435,250	1,145,083	(2,290,167)	33%	1,199,981	(54,898)
Sales and Services Revenues	21,887,223	8,070,872	(13,816,351)	37%	9,384,381 (1)	(1,313,509)
Gifts	9,492,574	4,801,730	(4,690,844)	51%	2,501,144	2,300,586
Transfers	(4,229,656)	(1,284,176)	2,945,480	30%	(2,748,300) (1)	1,464,124
Other Revenues	4,580,491	1,462,343	(3,118,148)	32%	2,090,694	(628,351)
Total Public Service Revenues	35,165,882	14,195,852	(20,970,030)	40%	12,427,900	1,767,952
Salaries and Benefits	18,181,425	6,010,011	12,171,414	33%	5,791,025	(218,986)
Other Expenses	18,595,189	5,987,308	12,607,881	32%	6,847,026	859,718
Total Public Service Expenses	36,776,614	11,997,319	24,779,295	33%	12,638,051	640,732
Net Public Service Revenue/(Expense)	(1,610,732)	2,198,533	3,809,265		(210,151)	2,408,684

Statements of Revenues, Expenses and Changes in Net Position - UNM Regents Format
For the four month ended October 31, 2017
Preliminary and Unaudited

University of New Mexico - Consolidated Total Operations Current Funds

	FY 2018 Full Year Re-Forecasted Budget	FY 2018 Year-to-Date Actual	Fiscal YTD Favrb/(Unfavrb) Budget	Actual to Budget Benchmark Rate 33%	FY 2017 Year-to-Date Actual	FY 2018 YTD Actual Change From FY 2017 YTD Actual
Student Aid						
Gifts	6,484,785	2,105,364	(4,379,421)	32%	2,394,135	(288,771)
State Lottery Scholarship	30,000,000	15,000,000	(15,000,000)	50%	15,682,347	(682,347)
Transfers	18,964,911	6,337,978	(12,626,933)	33%	5,928,874	409,104
Other Revenues	283,787	141,860	(141,927)	50%	122,140	19,720
Total Student Aid Revenues	55,733,483	23,585,202	(32,148,281)	42%	24,127,496	(542,294)
Salaries and Benefits	3,742,905	1,377,404	2,365,501	37%	1,523,241	145,837
Other Expenses	60,056,427	23,412,824	36,643,603	39%	30,119,579	6,706,755
Total Student Aid Expenses	63,799,332	24,790,228	39,009,104	39%	31,642,820	6,852,592
Net Student Aid Revenue/(Expense)	(8,065,849)	(1,205,026)	6,860,823		(7,515,324)	6,310,298
Student Social & Cultural Programs						
Fee Revenues	8,152,575	4,249,512	(3,903,063)	52%	4,044,090	205,422
Sales and Services Revenues	990,428	363,794	(626,634)	37%	582,672	(218,878)
Transfers	402,148	141,964	(260,184)	35%	124,139	17,825
Other Revenues	299,498	47,271	(252,227)	16%	56,671	(9,400)
Total Student Social & Cultural Programs Revenues	9,844,649	4,802,541	(5,042,108)	49%	4,807,572	(5,031)
Salaries and Benefits	5,662,010	2,070,780	3,591,230	37%	2,083,731	12,951
Other Expenses	4,278,536	1,462,346	2,816,190	34%	1,315,603	(146,743)
Total Student Social & Cultural Programs Expenses	9,940,546	3,533,126	6,407,420	36%	3,399,334	(133,792)
Net Student Social & Cultural Programs Revenue/(Expense)	(95,897)	1,269,415	1,365,312		1,408,238	(138,823)
Auxiliaries and Athletics						
Branch Campuses Auxiliary Revenues	2,193,010	1,302,965	(890,045)	59%	929,780	373,185
Main Campus Auxiliaries Revenues	50,278,230	21,788,839	(28,489,391)	43%	26,118,462	(4,329,623)
Athletics Revenues	35,262,766	11,191,222	(24,071,544)	32%	11,633,887	(442,665)
Total Auxiliaries and Athletics Revenues	87,734,006	34,283,025	(53,450,981)	39%	38,682,129	(4,399,104)
Branch Campuses Auxiliary Expenses	2,193,010	671,858	1,521,152	31%	880,746	208,888
Main Campus Auxiliaries Expenses	51,001,274	15,333,570	35,667,704	30%	20,317,280	4,983,710
Athletics Expenses	35,262,766	12,543,229	22,719,537	36%	13,405,272	862,043
Total Auxiliaries and Athletics Expenses	88,457,050	28,548,656	59,908,394	32%	34,603,298	6,054,642
Net Auxiliaries and Athletics Revenue/(Expense)	(723,044)	5,734,369	6,457,413		4,078,831	1,655,538

Statements of Revenues, Expenses and Changes in Net Position - UNM Regents Format
For the four month ended October 31, 2017
Preliminary and Unaudited

University of New Mexico - Consolidated Total Operations Current Funds

	FY 2018 Full Year Re-Forecasted Budget	FY 2018 Year-to-Date Actual	Fiscal YTD Favrb/(Unfavrb) Budget	Actual to Budget Benchmark Rate 33%	FY 2017 Year-to-Date Actual	FY 2018 YTD Actual Change From FY 2017 YTD Actual
Sponsored Programs						
Federal Grants and Contracts Revenues	256,972,713	86,613,773	(170,358,940)	34%	90,035,359	(3,421,586)
State and Local Grants and Contracts Revenues	32,512,738	8,289,938	(24,222,800)	25%	11,498,585	(3,208,647)
Non-Governmental Grants and Contracts Revenues	42,314,632	12,549,776	(29,764,856)	30%	11,729,589	820,187
Gifts	-	-	-	N/A	-	-
Transfers	6,206,434	2,821,558	(3,384,876)	45%	3,067,879	(246,321)
Other Revenues	-	(177,247)	(177,247)	N/A	(837,586)	660,339
Total Sponsored Programs Revenues	338,006,517	110,097,798	(227,908,719)	33%	115,493,826	(5,396,028)
Salaries and Benefits	156,759,913	46,209,660	110,550,253	29%	47,328,163	1,118,503
Other Expenses	181,246,604	63,888,138	117,358,466	35%	68,165,663	4,277,525
Total Sponsored Programs Expenses	338,006,517	110,097,798	227,908,719	33%	115,493,826	5,396,028
Net Sponsored Programs Revenue/(Expense)	-	-	-		-	-
Clinical Operations						
State/Local Appropriations	25,060,100	8,351,630	(16,708,470)	33%	8,651,026	(299,396)
Physician Professional Fee Revenues	136,972,488	41,566,504	(95,405,984)	30%	41,627,034	(60,530)
Hospital Facility Revenues	939,761,942	304,572,974	(635,188,968)	32%	299,241,651	5,331,323
Other Patient Revenues, net of Allowance	171,524,533	51,683,225	(119,841,308)	30%	49,212,463	2,470,762
Mil Levy	98,276,635	32,758,878	(65,517,757)	33%	31,992,663	766,215
Investment Income	1,029,470	121,754	(907,716)	12%	(4,299)	126,053
Gifts	3,821,363	1,395,854	(2,425,509)	37%	1,298,690	97,164
Housestaff Revenues	38,236,471	13,388,721	(24,847,750)	35%	13,006,888	381,833
Transfers	(10,405,191)	(2,557,251)	7,847,940	25%	(3,205,423)	648,172
Other Revenues	31,033,646	13,155,809	(17,877,837)	42%	9,336,673	3,819,136
Total Clinical Operations Revenues	1,435,311,457	464,438,098	(970,873,359)	32%	451,157,366	13,280,732
Salaries and Benefits	792,792,026	255,880,714	536,911,312	32%	250,675,422	(5,205,292)
Interest Expense	3,794,248	1,264,750	2,529,498	33%	1,282,201	17,451
Housestaff Expenses	38,236,471	12,408,983	25,827,488	32%	12,531,586	122,603
Other Expenses	599,600,664	195,226,874	404,373,790	33%	189,205,570	(6,021,304)
Total Clinical Operations Expenses	1,434,423,409	464,781,321	969,642,088	32%	453,694,779	(11,086,542)
Net Clinical Operations Revenue/(Expense)	888,048	(343,223) (2)	(1,231,271)		(2,537,413)	2,194,190
Contingencies						
Total Contingency Revenues	-	-	-	N/A	-	-
Total Contingency Expenses	-	-	-	N/A	-	-
Net Contingencies Revenue/(Expense)	-	-	-		-	-
Net Current Revenue/(Expense)	(19,113,960)	42,608,034	61,721,994		25,640,023	16,968,011

(1) FY 2017 Restated due to change in accounting methodology - net margin remained the same - reclass entries only

(2) Clinical Operations include the SOM Clinical Departments which currently have a consolidated net loss of \$(573,362) and UNM Hospitals operations which currently has a net margin of \$230,139

Statements of Revenues, Expenses and Changes in Net Position - UNM Regents Format
For the four month ended October 31, 2017
Preliminary and Unaudited

University of New Mexico - Main Campus Athletics & Auxiliary Operations

	FY 2018 Full Year Re-Forecasted Budget	FY 2018 Year-to-Date Actual	Fiscal YTD Favrb/(Unfavrb) Budget	Actual to Budget Benchmark Rate 33%	FY 2017 Year-to-Date Actual	FY 2018 YTD Actual Change From FY 2017 YTD Actual
Results of Athletics Operations:						
Athletics Revenues	36,595,566	10,542,131	(26,053,435)	29%	12,536,541	(1,994,410)
Athletics Transfers	(1,332,800)	649,091	1,981,891	-49%	(902,654)	1,551,745
Total Athletics Revenues	35,262,766	11,191,222	(24,071,544)	32%	11,633,887	(442,665)
Athletics Expenses						
Salaries and Benefits	14,263,286	4,812,093	9,451,193	34%	4,994,195	182,102
Grant-in-Aid	4,614,847	2,437,183	2,177,664	53%	2,325,031	(112,152)
Other Expenses	16,384,633	5,293,953	11,090,680	32%	6,086,046	792,093
Total Athletics Expenses	35,262,766	12,543,229	22,719,537	36%	13,405,272	862,043
Total Net Athletics Revenue/(Expense)	-	(1,352,007)	(1,352,007)		(1,771,385)	419,378
Operations		(835,663)			(2,069,760)	(1,234,097)
Debt Service		(582,558)			(363,818)	218,740
Endowed Spending Accounts		66,214			662,193	595,979
		(1,352,007)			(1,771,385)	(419,378)
Results of Auxiliary Operations:						
VP for Institutional Support Services						
Bookstore Revenues	13,697,582	5,738,361	(7,959,221)	42%	6,246,074	(507,713)
Bookstore Transfers	(392,183)	(116,667)	275,516	30%	(116,667)	-
Total Bookstore Revenues	13,305,399	5,621,694	(7,683,705)	42%	6,129,407	(507,713)
Total Bookstore Expenses	13,505,399	5,361,836	8,143,563	40%	5,622,709	260,873
Net Bookstore Revenue/(Expense)	(200,000)	259,858	459,858		506,698	(246,840)
		-				
Faculty & Staff Club Revenues	47,850	17,117	(30,733)	36%	14,108	3,009
Faculty & Staff Club Expenses	68,244	19,761	48,483	29%	20,593	832
Net Faculty & Staff Club Revenue/(Expense)	(20,394)	(2,644)	17,750		(6,485)	3,841
Food Service/Dining Revenues	2,334,591	864,509	(1,470,082)	37%	852,258	12,251
Food Service/Dining Transfers	(671,286)	(21,667)	649,619	3%	(24,267)	2,600
Total Food Service/Dining Revenues	1,663,305	842,842	(820,463)	51%	827,991	14,851
Total Food Service/Dining Expenses	1,663,305	375,922	1,287,383	23%	463,018	87,096
Net Food Service/Dining Revenue/(Expense)	-	466,920	466,920		364,973	101,947
Golf Courses Revenues	2,463,042	750,160	(1,712,882)	30%	722,688	27,472
Golf Courses Transfers	(39,252)	(13,084)	26,168	33%	(1,355)	(11,729)
Total Golf Courses Revenues	2,423,790	737,076	(1,686,714)	30%	721,333	15,743
Total Golf Courses Expenses	2,423,790	816,082	1,607,708	34%	776,002	(40,080)
Net Golf Courses Revenue/(Expense)	-	(79,006)	(79,006)		(54,669)	(24,337)
Housing Revenues	11,006,877	5,978,860	(5,028,017)	54%	6,037,065	(58,205)
Housing Transfers	(3,022,658)	(1,101,367)	1,921,291	36%	(1,156,413)	55,046
Total Housing Revenues	7,984,219	4,877,493	(3,106,726)	61%	4,880,652	(3,159)
Total Housing Expense	7,984,219	2,421,304	5,562,915	30%	2,759,633	338,329
Net Housing Revenue/(Expense)	-	2,456,189	2,456,189		2,121,019	335,170

Statements of Revenues, Expenses and Changes in Net Position - UNM Regents Format
For the four month ended October 31, 2017
Preliminary and Unaudited

University of New Mexico - Main Campus Athletics & Auxiliary Operations

	FY 2018 Full Year Re-Forecasted Budget	FY 2018 Year-to-Date Actual	Fiscal YTD Favrb/(Unfavrb) Budget	Actual to Budget Benchmark Rate 33%	FY 2017 Year-to-Date Actual	FY 2018 YTD Actual Change From FY 2017 YTD Actual
Lobo Cash Revenues	87,000	50,652	(36,348)	58%	52,272	(1,620)
Lobo Cash Expenses	87,000	14,661	(72,339)	17%	54,999	40,338
Net Lobo Cash Revenue/(Expense)	-	35,991	35,991		(2,727)	38,718
Other Revenues	1,520,000	498,444	(1,021,556)	33%	490,000	8,444
Other Transfers	(1,772,500)	(500,000)	1,272,500	28%	(710,000)	210,000
Total Other Revenues	(252,500)	(1,556)	250,944	1%	(220,000)	218,444
Total Other Expense	150	-	150	0%	-	-
Net Other Revenue/(Expense)	(252,650)	(1,556)	251,094		(220,000)	218,444
Parking and Transportation Revenues	8,102,751	4,185,619	(3,917,132)	52%	4,508,782	(323,163)
Parking and Trans Transfers	(1,860,875)	(689,745)	1,171,130	37%	(711,940)	22,195
Total Parking and Trans Revenues	6,241,876	3,495,874	(2,746,002)	56%	3,796,842	(300,968)
Total Parking and Trans Expenses	6,491,876	1,647,856	4,844,020	25%	2,090,285	442,429
Net Parking and Trans Revenue/(Expense)	(250,000)	1,848,018	2,098,018		1,706,557	141,461
Popejoy Events Revenues	6,286,852	891,143	(5,395,709)	14%	4,658,965	(3,767,822)
Popejoy Events Transfers	-	15,000	15,000	N/A	-	15,000
Total Popejoy Events Revenues	6,286,852	906,143	(5,380,709)	14%	4,658,965	(3,752,822)
Total Popejoy Events Expenses	6,286,852	1,233,489	5,053,363	20%	4,631,903	3,398,414
Net Popejoy Events Revenue/(Expense)	-	(327,346)	(327,346)		27,062	(354,408)
Taos & Lawrence Ranch Revenues	58,784	62,000	3,216	105%	62,202	(202)
Taos & Lawrence Ranch Expenses	58,784	17,896	40,888	30%	18,275	379
Net Taos & Lawrence Ranch Revenue/(Expense)	-	44,104	44,104		43,927	177
Ticketing Services Revenues	1,063,795	239,817	(823,978)	23%	448,944	(209,127)
Ticketing Services Transfers	-	-	-	N/A	-	-
Total Ticketing Services Revenues	1,063,795	239,817	(823,978)	23%	448,944	(209,127)
Total Ticketing Services Expenses	1,063,795	172,677	891,118	16%	334,614	161,937
Net Ticketing Services Revenue/(Expense)	-	67,140	67,140		114,330	(47,190)
Total VP for Institutional Support Services Revenues	38,910,370	16,849,152	(22,061,218)	43%	21,372,716	(4,523,564)
Total VP for Institutional Support Services Expenses	39,633,414	12,081,484	27,551,930	30%	16,772,031	4,690,547
Net VP for Institutional Support Services Revenue/(Expense)	(723,044)	4,767,668	5,490,712		4,600,685	166,983

Statements of Revenues, Expenses and Changes in Net Position - UNM Regents Format
For the four month ended October 31, 2017
Preliminary and Unaudited

University of New Mexico - Main Campus Athletics & Auxiliary Operations

	FY 2018 Full Year Re-Forecasted Budget	FY 2018 Year-to-Date Actual	Fiscal YTD Favrb/(Unfavrb) Budget	Actual to Budget Benchmark Rate 33%	FY 2017 Year-to-Date Actual	FY 2018 YTD Actual Change From FY 2017 YTD Actual
VP for Student Affairs						
Student Health Center Revenues	7,842,482	3,418,765	(4,423,717)	44%	3,353,422	65,343
Student Health Center Expenses	7,842,482	2,412,295	5,430,187	31%	2,464,288	51,993
Net Student Health Center Revenue/(Expense)	-	1,006,470	1,006,470		889,134	117,336
Student Union Revenues	3,238,117	1,420,925	(1,817,192)	44%	1,307,219	113,706
Student Union Expenses	3,238,117	760,341	2,477,776	23%	972,078	211,737
Net Student Union Revenue/(Expense)	-	660,584	660,584		335,141	325,443
Total VP for Student Affairs Revenues	11,080,599	4,839,690	(6,240,909)	44%	4,660,641	179,049
Total VP for Student Affairs Expenses	11,080,599	3,172,636	7,907,963	29%	3,436,366	263,730
Net VP for Student Affairs Revenue/(Expense)	-	1,667,054	1,667,054		1,224,275	442,779
Provost and Other Units						
Art Museum Revenues	2,000	305	(1,695)	15%	251	54
Art Museum Expenses	2,000	3,216	(1,216)	161%	12	(3,204)
Net Art Museum Revenue/(Expense)	-	(2,911)	(2,911)		239	(3,150)
CE Conference Ctr Revenues	200,000	32,074	(167,926)	16%	88,017	(55,943)
CE Conference Ctr Transfers	-	36,787	36,787	N/A	12,715	24,072
Total CE Conference Ctr Revenues	200,000	68,861	(131,139)	34%	100,732	(31,871)
Total CE Conference Ctr Expenses	200,000	47,035	152,965	24%	75,719	28,684
Net CE Conference Ctr Revenue/(Expense)	-	21,826	21,826		25,013	(3,187)
Maxwell Museum Revenues	30,261	9,438	(20,823)	31%	12,960	(3,522)
Maxwell Museum Expenses	30,261	4,149	26,112	14%	5,588	1,439
Net Maxwell Museum Revenue/(Expense)	-	5,289	5,289		7,372	(2,083)
Other Revenues	55,000	21,393	(33,607)	39%	(28,838)	50,231
Other Expenses	55,000	25,050	29,950	46%	27,564	2,514
Net Other Revenue/(Expense)	-	(3,657)	(3,657)		(56,402)	52,745
Total Provost and Other Units Revenues	287,261	99,997	(187,264)	35%	85,105	14,892
Total Provost and Other Units Expenses	287,261	79,450	207,811	28%	108,883	29,433
Net Provost and Other Units Revenue/(Expense)	-	20,547	20,547		(23,778)	44,325
Auxiliary Totals						
Total Auxiliary Revenues	50,278,230	21,788,839	(28,489,391)	43%	26,118,462	(4,329,623)
Total Auxiliary Expenses	51,001,274	15,333,570	35,667,704	30%	20,317,280	4,983,710
Net Auxiliary Revenue/(Expense)	(723,044)	6,455,269	7,178,313		5,801,182	654,087
Net Athletics Revenue/(Expense)	-	(1,352,007)	(1,352,007)		(1,771,385)	419,378
Net Auxiliary and Athletics Revenue/(Expense)	(723,044)	5,103,262	5,826,306		4,029,797	1,073,465
Net Branch Campuses Aux Revenue/(Expense)	-	631,107	631,107		49,034	582,073
Net All Auxiliary and Athletics Revenue/(Expense)	(723,044)	5,734,369	6,457,413		4,078,831	1,655,538

Statements of Revenues, Expenses and Changes in Net Position - UNM Regents Format
For the four month ended October 31, 2017
Preliminary and Unaudited

Main Campus - Total Operations Current Funds

	FY 2018 Full Year Re-Forecasted Budget	FY 2018 Year-to-Date Actual	Fiscal YTD Favrb/(Unfavrb) Budget	Actual to Budget Benchmark Rate 33%	FY 2017 Year-to-Date Actual	FY 2018 YTD Actual Change From FY 2017 YTD Actual
Instruction and General						
Tuition and Fees Revenues	154,095,546	80,898,164	(73,197,382)	52%	80,019,398	878,766
State/Local Appropriations	176,957,600	58,985,867	(117,971,733)	33%	62,655,267	(3,669,400)
F & A Revenues	20,250,000	6,977,016	(13,272,984)	34%	7,111,568	(134,552)
Transfers	(59,433,125)	(22,458,177)	36,974,948	38%	(17,182,048)	(5,276,129)
Other Revenues	16,625,667	6,243,486	(10,382,181)	38%	3,960,299	2,283,187
Total Instruction and General Revenues	308,495,688	130,646,356	(177,849,332)	42%	136,564,484	(5,918,128)
Salaries	189,716,521	59,789,321	129,927,200	32%	64,195,602	4,406,281
Benefits	64,128,528	21,782,574	42,345,954	34%	22,163,268	380,694
Other Expenses	58,947,008	17,473,439	41,473,569	30%	20,527,454	3,054,015
Total Instruction and General Expenses	312,792,057	99,045,334	213,746,723	32%	106,886,324	7,840,990
Net Instruction and General Revenue/(Expense)	(4,296,369)	31,601,022	35,897,391		29,678,160	1,922,862
Research						
State/Local Appropriations	1,844,450	614,817	(1,229,633)	33%	653,817	(39,000)
Transfers	15,601,216	2,725,010	(12,876,206)	17%	2,762,378	(37,368)
Other Revenues	554,085	249,691	(304,394)	45%	970,814	(721,123)
Total Research Revenues	17,999,751	3,589,518	(14,410,233)	20%	4,387,009	(797,491)
Salaries and Benefits	9,643,576	3,978,244	5,665,332	41%	4,393,861	415,617
Other Expenses	10,048,949	2,411,603	7,637,346	24%	2,858,784	447,181
Total Research Expenses	19,692,525	6,389,847	13,302,678	32%	7,252,645	862,798
Net Research Revenue/(Expense)	(1,692,774)	(2,800,329)	(1,107,555)		(2,865,636)	65,307
Public Service						
State/Local Appropriations	3,183,250	1,061,083	(2,122,167)	33%	1,110,650	(49,567)
Sales and Services Revenues	7,290,770	2,896,884	(4,393,886)	40%	2,762,808	134,076
Gifts	7,228,726	2,063,230	(5,165,496)	29%	1,898,888	164,342
Transfers	9,412	701,248	691,836	7451%	289,946	411,302
Other Revenues	3,947,816	1,167,917	(2,779,899)	30%	1,441,205	(273,288)
Total Public Service Revenues	21,659,974	7,890,362	(13,769,612)	36%	7,503,497	386,865
Salaries and Benefits	11,593,918	3,974,244	7,619,674	34%	4,189,085	214,841
Other Expenses	12,161,055	3,891,536	8,269,519	32%	4,223,035	331,499
Total Public Service Expenses	23,754,973	7,865,780	15,889,193	33%	8,412,120	546,340
Net Public Service Revenue/(Expense)	(2,094,999)	24,582	2,119,581		(908,623)	933,205

Statements of Revenues, Expenses and Changes in Net Position - UNM Regents Format
For the four month ended October 31, 2017
Preliminary and Unaudited

Main Campus - Total Operations Current Funds

	FY 2018 Full Year Re-Forecasted Budget	FY 2018 Year-to-Date Actual	Fiscal YTD Favrb/(Unfavrb) Budget	Actual to Budget Benchmark Rate 33%	FY 2017 Year-to-Date Actual	FY 2018 YTD Actual Change From FY 2017 YTD Actual
Student Aid						
Private Grants/Gifts	4,663,044	1,605,077	(3,057,967)	34%	1,908,512	(303,435)
State Lottery Scholarships	30,000,000	15,000,000	(15,000,000)	50%	15,682,347	(682,347)
Transfers	16,404,086	5,327,245	(11,076,841)	32%	4,884,866	442,379
Other Revenues	265,777	133,889	(131,888)	50%	114,002	19,887
Total Student Aid Revenues	51,332,907	22,066,211	(29,266,696)	43%	22,589,727	(523,516)
Salaries and Benefits	1,759,436	871,096	888,340	50%	824,488	(46,608)
Other Expenses	57,100,728	22,768,344	34,332,384	40%	29,223,904	6,455,560
Total Student Aid Expenses	58,860,164	23,639,440	35,220,724	40%	30,048,392	6,408,952
Net Student Aid Revenue/(Expense)	(7,527,257)	(1,573,229)	5,954,028		(7,458,665)	5,885,436
Student Social & Cultural Programs						
Fee Revenues	7,920,075	4,139,148	(3,780,927)	52%	3,918,761	220,387
Sales and Services Revenues	957,166	341,785	(615,381)	36%	554,418	(212,633)
Transfers	441,884	132,200	(309,684)	30%	173,499	(41,299)
Other Revenues	297,498	47,271	(250,227)	16%	56,671	(9,400)
Total Student Social & Cultural Programs Revenues	9,616,623	4,660,404	(4,956,219)	48%	4,703,349	(42,945)
Salaries and Benefits	5,654,170	2,070,780	3,583,390	37%	2,080,772	9,992
Other Expenses	4,049,238	1,420,149	2,629,089	35%	1,256,093	(164,056)
Total Student Social & Cultural Programs Expenses	9,703,408	3,490,929	6,212,479	36%	3,336,865	(154,064)
Net Student Social & Cultural Programs Revenue/(Expense)	(86,785)	1,169,475	1,256,260		1,366,484	(197,009)
Auxiliaries						
Auxiliaries Revenues	50,278,230	21,788,839	(28,489,391)	43%	26,118,462	(4,329,623)
Athletics Revenues	35,262,766	11,191,222	(24,071,544)	32%	11,633,887	(442,665)
Total Auxiliaries Revenues	85,540,996	32,980,061	(52,560,935)	39%	37,752,349	(4,772,288)
Auxiliaries Expenses	51,001,274	15,333,570	35,667,704	30%	20,317,280	4,983,710
Athletics Expenses	35,262,766	12,543,229	22,719,537	36%	13,405,272	862,043
Total Auxiliaries Expenses	86,264,040	27,876,799	58,387,241	32%	33,722,552	5,845,753
Net Auxiliaries and Athletics Revenue/(Expense)	(723,044)	5,103,262	5,826,306		4,029,797	1,073,465

Statements of Revenues, Expenses and Changes in Net Position - UNM Regents Format
For the four month ended October 31, 2017
Preliminary and Unaudited

Main Campus - Total Operations Current Funds

	FY 2018 Full Year Re-Forecasted Budget	FY 2018 Year-to-Date Actual	Fiscal YTD Favrb/(Unfavrb) Budget	Actual to Budget Benchmark Rate 33%	FY 2017 Year-to-Date Actual	FY 2018 YTD Actual Change From FY 2017 YTD Actual
Sponsored Programs						
Federal Grants and Contracts Revenues	144,273,888	50,484,575	(93,789,313)	35%	54,816,090	(4,331,515)
State and Local Grants and Contracts Revenues	17,087,338	3,022,828	(14,064,510)	18%	5,960,841	(2,938,013)
Non-Governmental Grants and Contracts Revenues	12,600,000	5,173,732	(7,426,268)	41%	5,261,102	(87,370)
Gifts	-	-	-	N/A	-	-
Transfers	2,885,000	1,143,018	(1,741,982)	40%	1,131,967	11,051
Other Revenues	-	(167,144)	(167,144)	N/A	(837,586)	670,442
Total Sponsored Programs Revenues	<u>176,846,226</u>	<u>59,657,009</u>	<u>(117,189,217)</u>	<u>34%</u>	<u>66,332,414</u>	<u>(6,675,405)</u>
Salaries and Benefits	67,960,226	17,605,802	50,354,424	26%	19,572,517	1,966,715
Other Expenses	108,886,000	42,051,207	66,834,793	39%	46,759,897	4,708,690
Total Sponsored Programs Expenses	<u>176,846,226</u>	<u>59,657,009</u>	<u>117,189,217</u>	<u>34%</u>	<u>66,332,414</u>	<u>6,675,405</u>
Net Sponsored Programs Revenue/(Expense)	<u>-</u>	<u>-</u>	<u>-</u>		<u>-</u>	<u>-</u>
Contingencies						
Total Contingency Revenues	-	-	-	N/A	-	-
Total Contingency Expenses	-	-	-	N/A	-	-
Net Contingencies Revenue/(Expense)	<u>-</u>	<u>-</u>	<u>-</u>		<u>-</u>	<u>-</u>
Net Current Revenue/(Expense)	<u>(16,421,228)</u>	<u>33,524,783</u>	<u>49,946,011</u>		<u>23,841,517</u>	<u>9,683,266</u>

Statements of Revenues, Expenses and Changes in Net Position - UNM Regents Format
For the four month ended October 31, 2017
Preliminary and Unaudited

Branch Campuses - Total Operations Current Funds

	FY 2018 Full Year Re-Forecasted Budget	FY 2018 Year-to-Date Actual	Fiscal YTD Favrb/(Unfavrb) Budget	Actual to Budget Benchmark Rate 33%	FY 2017 Year-to-Date Actual	FY 2018 YTD Actual Change From FY 2017 YTD Actual
Instruction and General						
Tuition and Fees Revenues	8,151,517	3,765,405	(4,386,112)	46%	4,288,805	(523,400)
State/Local Appropriations	27,615,042	9,205,014	(18,410,028)	33%	9,426,473	(221,459)
Transfers	(1,111,551)	(714,355)	397,196	64%	(2,403,856)	1,689,501
Other Revenues	480,230	273,723	(206,507)	57%	333,312	(59,589)
Total Instruction and General Revenues	35,135,238	12,529,787	(22,605,451)	36%	11,644,734	885,053
Salaries	21,193,584	6,297,049	14,896,535	30%	6,542,472	245,423
Benefits	6,885,041	2,030,046	4,854,995	29%	2,043,576	13,530
Other Expenses	9,539,362	2,139,607	7,399,755	22%	2,369,571	229,964
Total Instruction and General Expenses	37,617,987	10,466,702	27,151,285	28%	10,955,619	488,917
Net Instruction and General Revenue/(Expense)	(2,482,749)	2,063,085	4,545,834		689,115	1,373,970
Public Service						
State/Local Appropriations	-	-	-	N/A	-	-
Sales and Services Revenues	397,098	84,376	(312,722)	21%	151,379	(67,003)
Gifts	88,085	53,174	(34,911)	60%	104,302	(51,128)
Transfers	-	35,711	35,711	N/A	(1,184)	36,895
Other Revenues	-	67,514	67,514	N/A	53,075	14,439
Total Public Service Revenues	485,183	240,775	(244,408)	50%	307,572	(66,797)
Salaries and Benefits	331,449	195,749	135,700	59%	151,006	(44,743)
Other Expenses	250,281	66,839	183,442	27%	85,159	18,320
Total Public Service Expenses	581,730	262,588	319,142	45%	236,165	(26,423)
Net Public Service Revenue/(Expense)	(96,547)	(21,813)	74,734		71,407	(93,220)
Student Aid						
Private Grants/Gifts	109,000	30,904	(78,096)	28%	33,235	(2,331)
Transfers	370,610	289,129	(81,481)	78%	295,058	(5,929)
Other Revenues	17,000	7,971	(9,029)	47%	8,138	(167)
Total Student Aid Revenues	496,610	328,004	(168,606)	66%	336,431	(8,427)
Salaries and Benefits	-	7,536	(7,536)	N/A	7,842	306
Other Expenses	510,385	167,630	342,755	33%	240,293	72,663
Total Student Aid Expenses	510,385	175,166	335,219	34%	248,135	72,969
Net Student Aid Revenue/(Expense)	(13,775)	152,838	166,613		88,296	64,542

Statements of Revenues, Expenses and Changes in Net Position - UNM Regents Format
For the four month ended October 31, 2017
Preliminary and Unaudited

Branch Campuses - Total Operations Current Funds

	FY 2018 Full Year Re-Forecasted Budget	FY 2018 Year-to-Date Actual	Fiscal YTD Favrb/(Unfavrb) Budget	Actual to Budget Benchmark Rate 33%	FY 2017 Year-to-Date Actual	FY 2018 YTD Actual Change From FY 2017 YTD Actual
Student Social & Cultural Programs						
Fee Revenues	232,500	110,364	(122,136)	47%	125,329	(14,965)
Sales and Services Revenues	7,400	3,930	(3,470)	53%	2,862	1,068
Transfers	(40,000)	9,500	49,500	-24%	(41,000)	50,500
Other Revenues	500	-	(500)	0%	-	-
Total Student Social & Cultural Programs Revenues	200,400	123,794	(76,606)	62%	87,191	36,603
Salaries and Benefits	7,840	-	7,840	0%	2,493	2,493
Other Expenses	192,860	34,206	158,654	18%	52,751	18,545
Total Student Social & Cultural Programs Expenses	200,700	34,206	166,494	17%	55,244	21,038
Net Student Social & Cultural Programs Revenue/(Expense)	(300)	89,588	89,888		31,947	57,641
Auxiliaries						
Bookstore Revenues	1,824,560	648,410	(1,176,150)	36%	891,910	(243,500)
Housing and Food Service Revenues	140,000	47,315	(92,685)	34%	51,143	(3,828)
Transfers	(40,000)	-	40,000	0%	(62,500)	62,500
Other Auxiliaries Revenues	268,450	607,239	338,789	226%	49,227	558,012
Total Auxiliaries Revenues	2,193,010	1,302,965	(890,045)	59%	929,780	373,185
Bookstore Expenses	1,804,560	592,372	1,212,188	33%	680,127	87,755
Housing and Food Service Expenses	140,000	35,631	104,369	25%	40,221	4,590
Other Auxiliaries Expenses	248,450	43,854	204,596	18%	160,398	116,544
Total Auxiliaries Expenses	2,193,010	671,858	1,521,152	31%	880,746	208,888
Net Auxiliaries Revenue/(Expense)	-	631,107	631,107		49,034	582,073
Sponsored Programs						
Federal Grants and Contracts Revenues	7,211,880	2,985,759	(4,226,121)	41%	3,340,188	(354,429)
State and Local Grants and Contracts Revenues	2,053,815	274,411	(1,779,404)	13%	449,023	(174,612)
Non-Governmental Grants and Contracts Revenues	-	156,853	156,853	N/A	(10,422)	167,275
Gifts	-	-	-	N/A	-	-
Transfers	226,667	-	(226,667)	0%	(5,578)	5,578
Other Revenues	-	(10,103)	(10,103)	N/A	-	(10,103)
Total Sponsored Programs Revenues	9,492,362	3,406,920	(6,085,442)	36%	3,773,211	(366,291)
Salaries and Benefits	5,382,326	1,768,093	3,614,233	33%	2,129,785	361,692
Other Expenses	4,110,036	1,638,827	2,471,209	40%	1,643,426	4,599
Total Sponsored Programs Expenses	9,492,362	3,406,920	6,085,442	36%	3,773,211	366,291
Net Sponsored Programs Revenue/(Expense)	-	-	-		-	-
Net Current Revenue/(Expense)	(2,593,371)	2,914,805	5,508,176		929,799	1,985,006

Statements of Revenues, Expenses and Changes in Net Position - UNM Regents Format
For the four month ended October 31, 2017
Preliminary and Unaudited

Health Sciences Center - Total Operations Current Funds

	FY 2018 Full Year Re-Forecasted Budget	FY 2018 Year-to-Date Actual	Fiscal YTD Favrb/(Unfavrb) Budget	Actual to Budget Benchmark Rate 33%	FY 2017 Year-to-Date Actual	FY 2018 YTD Actual Change From FY 2017 YTD Actual
Instruction and General						
Tuition and Fees Revenues	18,122,366	8,628,506	(9,493,860)	48%	8,163,174	465,332
State/Local Appropriations	59,193,900	19,737,137	(39,456,763)	33%	20,955,627	(1,218,490)
F & A Revenues	24,313,800	8,432,282	(15,881,518)	35%	7,659,037	773,245
Transfers	11,273,977	3,173,588	(8,100,389)	28%	3,796,141 (1)	(622,553)
Other Revenues	4,524,257	1,366,243	(3,158,014)	30%	941,475 (1)	424,768
Total Instruction and General Revenues	117,428,300	41,337,756	(76,090,544)	35%	41,515,454	(177,698)
Salaries	72,127,232	23,593,713	48,533,519	33%	24,895,212	1,301,499
Benefits	22,527,740	7,139,348	15,388,392	32%	7,614,298	474,950
Other Expenses	23,095,116	6,443,196	16,651,920	28%	5,148,116	(1,295,080)
Total Instruction and General Expenses	117,750,088	37,176,257	80,573,831	32%	37,657,626	481,369
Net Instruction and General Revenue/(Expense)	(321,788)	4,161,499	4,483,287		3,857,828	303,671
Research						
State/Local Appropriations	9,338,075	3,552,268	(5,785,807)	38%	3,646,713	(94,445)
Generated Revenues	351,500	110,332	(241,168)	31%	107,525	2,807
Transfers	14,739,700	3,606,432	(11,133,268)	24%	2,784,143	822,289
Other Revenues	1,525,610	146,886	(1,378,724)	10%	336,816	(189,930)
Total Research Revenues	25,954,885	7,415,918	(18,538,967)	29%	6,875,197	540,721
Salaries and Benefits	15,814,326	4,675,463	11,138,863	30%	4,711,815	36,352
Other Expenses	10,853,365	2,811,766	8,041,599	26%	3,107,007	295,241
Total Research Expenses	26,667,691	7,487,229	19,180,462	28%	7,818,822	331,593
Net Research Revenue/(Expense)	(712,806)	(71,311)	641,495		(943,625)	872,314
Public Service						
State/Local Appropriations	252,000	84,000	(168,000)	33%	89,331	(5,331)
Sales and Services Revenues	14,199,355	5,089,612	(9,109,743)	36%	6,470,194 (1)	(1,380,582)
Gifts	2,175,763	2,685,326	509,563	123%	497,954	2,187,372
Transfers	(4,239,068)	(2,021,135)	2,217,933	48%	(3,037,062) (1)	1,015,927
Other Revenues	632,675	226,912	(405,763)	36%	596,414	(369,502)
Total Public Service Revenues	13,020,725	6,064,715	(6,956,010)	47%	4,616,831	1,447,884
Salaries and Benefits	6,256,058	1,840,018	4,416,040	29%	1,450,934	(389,084)
Other Expenses	6,183,853	2,028,933	4,154,920	33%	2,538,832	509,899
Total Public Service Expenses	12,439,911	3,868,951	8,570,960	31%	3,989,766	120,815
Net Public Service Revenue/(Expense)	580,814	2,195,764	1,614,950		627,065	1,568,699

Statements of Revenues, Expenses and Changes in Net Position - UNM Regents Format
For the four month ended October 31, 2017
Preliminary and Unaudited

Health Sciences Center - Total Operations Current Funds

	FY 2018 Full Year Re-Forecasted Budget	FY 2018 Year-to-Date Actual	Fiscal YTD Favrb/(Unfavrb) Budget	Actual to Budget Benchmark Rate 33%	FY 2017 Year-to-Date Actual	FY 2018 YTD Actual Change From FY 2017 YTD Actual
Student Aid						
Gifts	1,712,741	469,383	(1,243,358)	27%	452,388	16,995
Investment Income	-	-	-	N/A	-	-
Transfers	2,190,215	721,604	(1,468,611)	33%	748,950	(27,346)
Other Revenues	1,010	-	(1,010)	0%	-	-
Total Student Aid Revenues	3,903,966	1,190,987	(2,712,979)	31%	1,201,338	(10,351)
Salaries and Benefits	1,983,469	498,772	1,484,697	25%	690,911	192,139
Other Expenses	2,445,314	476,850	1,968,464	20%	655,382	178,532
Total Student Aid Expenses	4,428,783	975,622	3,453,161	22%	1,346,293	370,671
Net Student Aid Revenue/(Expense)	(524,817)	215,365	740,182		(144,955)	360,320
Student Social & Cultural Programs						
Fee Revenues	-	-	-	N/A	-	-
Sales and Services Revenues	25,862	18,079	(7,783)	70%	25,392	(7,313)
Transfers	264	264	-	100%	(8,360)	8,624
Other Revenues	1,500	-	(1,500)	0%	-	-
Total Student Social & Cultural Programs Revenues	27,626	18,343	(9,283)	66%	17,032	1,311
Salaries and Benefits	-	-	-	N/A	466	466
Other Expenses	36,438	7,991	28,447	22%	6,759	(1,232)
Total Student Social & Cultural Programs Expenses	36,438	7,991	28,447	22%	7,225	(766)
Net Student Social & Cultural Programs Revenue/(Expense)	(8,812)	10,352	19,164		9,807	545
Sponsored Programs						
Federal Grants and Contracts Revenues	105,486,945	33,143,439	(72,343,506)	31%	31,879,081	1,264,358
State and Local Grants and Contracts Revenues	13,371,585	4,992,699	(8,378,886)	37%	5,088,721	(96,022)
Non-Governmental Grants and Contracts Revenues	29,714,632	7,219,191	(22,495,441)	24%	6,478,909	740,282
Gifts	-	-	-	N/A	-	-
Other Revenues	-	-	-	N/A	-	-
Transfers	3,094,767	1,678,540	(1,416,227)	54%	1,941,490	(262,950)
Total Sponsored Programs Revenues	151,667,929	47,033,869	(104,634,060)	31%	45,388,201	1,645,668
Salaries and Benefits	83,417,361	26,835,765	56,581,596	32%	25,625,861	(1,209,904)
Other Expenses	68,250,568	20,198,104	48,052,464	30%	19,762,340	(435,764)
Total Sponsored Programs Expenses	151,667,929	47,033,869	104,634,060	31%	45,388,201	(1,645,668)
Net Sponsored Programs Revenue/(Expense)	-	-	-		-	-

Statements of Revenues, Expenses and Changes in Net Position - UNM Regents Format
For the four month ended October 31, 2017
Preliminary and Unaudited

Health Sciences Center - Total Operations Current Funds

	FY 2018 Full Year Re-Forecasted Budget	FY 2018 Year-to-Date Actual	Fiscal YTD Favrb/(Unfavrb) Budget	Actual to Budget Benchmark Rate 33%	FY 2017 Year-to-Date Actual	FY 2018 YTD Actual Change From FY 2017 YTD Actual
Clinical Operations						
State/Local Appropriations	25,060,100	8,351,630	(16,708,470)	33%	8,651,026	(299,396)
Physician Professional Fee Revenues	136,972,488	41,566,504	(95,405,984)	30%	41,627,034	(60,530)
Hospital Facility Revenues	939,761,942	304,572,974	(635,188,968)	32%	299,241,651	5,331,323
Other Patient Revenues, net of Allowance	171,524,533	51,683,225	(119,841,308)	30%	49,212,463	2,470,762
Mil Levy	98,276,635	32,758,878	(65,517,757)	33%	31,992,663	766,215
Investment Income	1,029,470	121,754	(907,716)	12%	(4,299)	126,053
Gifts	3,821,363	1,395,854	(2,425,509)	37%	1,298,690	97,164
Housestaff Revenues	38,236,471	13,388,721	(24,847,750)	35%	13,006,888	381,833
Transfers	(10,405,191)	(2,557,251)	7,847,940	25%	(3,205,423)	648,172
Other Revenues	31,033,646	13,155,809	(17,877,837)	42%	9,336,673	3,819,136
Total Clinical Operations Revenues	1,435,311,457	464,438,098	(970,873,359)	32%	451,157,366	13,280,732
Salaries and Benefits	792,792,026	255,880,714	536,911,312	32%	250,675,422	(5,205,292)
Interest Expense	3,794,248	1,264,750	2,529,498	33%	1,282,201	17,451
Housestaff Expenses	38,236,471	12,408,983	25,827,488	32%	12,531,586	122,603
Other Expenses	599,600,664	195,226,874	404,373,790	33%	189,205,570	(6,021,304)
Total Clinical Operations Expenses	1,434,423,409	464,781,321	969,642,088	32%	453,694,779	(11,086,542)
Net Clinical Operations Revenue/(Expense)	888,048	(343,223) (2)	(1,231,271)		(2,537,413)	2,194,190
Contingencies						
Total Contingency Revenues	-	-	-	N/A	-	-
Total Contingency Expenses	-	-	-	N/A	-	-
Net Contingencies Revenue/(Expense)	-	-	-		-	-
Net Current Revenue/(Expense)	(99,361)	6,168,446	6,267,807		868,707	5,299,739

(1) FY 2017 Restated due to change in accounting methodology - net margin remained the same - reclass entries only

(2) Clinical Operations include the SOM Clinical Departments which currently have a consolidated net loss of \$(573,362) and UNM Hospitals operations which currently has a net margin of \$230,139

Statements of Revenues, Expenses and Changes in Net Assets - UNM Regents Format
 For the four month period ended October 31 , 2017
 Preliminary and Unaudited

Detail of State/Local Appropriations
Consolidated - Total Operations Current Funds

	FY 2018 Full Year Adopted Budget	FY 2018 Year-to-Date Actual	Fiscal YTD Favrb/(Unfavrb) Budget	Actual to Budget Benchmark Rate 33%
Instruction and General				
Instruction & General Appropriations	252,878,300	84,350,533	(168,527,767)	33%
State Special Project Appropriations	1,134,400	378,134	(756,266)	33%
Tobacco Settlement Appropriations	1,081,500	360,504	(720,996)	33%
Mill Levy	8,672,342	2,838,847	(5,833,495)	33%
Total Instruction and General Appropriations	<u>263,766,542</u>	<u>87,928,018</u>	<u>(175,838,524)</u>	<u>33%</u>
Research				
State Special Project Appropriations	6,331,150	2,110,317	(4,220,833)	33%
Tobacco Settlement Appropriations	937,400	312,468	(624,932)	33%
Cigarette Tax Appropriations	3,913,975	1,744,300	(2,169,675)	45%
Total Research Appropriations	<u>11,182,525</u>	<u>4,167,085</u>	<u>(7,015,440)</u>	<u>37%</u>
Public Service				
State Special Project Appropriations	3,435,250	1,145,083	(2,290,167)	33%
Total Public Service Appropriations	<u>3,435,250</u>	<u>1,145,083</u>	<u>(2,290,167)</u>	<u>33%</u>
Clinical Operations				
State Special Project Appropriations	24,219,900	8,071,566	(16,148,334)	33%
Tobacco Settlement Appropriations	840,200	280,064	(560,136)	33%
Total Clinical Operations Appropriations	<u>25,060,100</u>	<u>8,351,630</u>	<u>(16,708,470)</u>	<u>33%</u>

Statements of Revenues, Expenses and Changes in Net Assets - UNM Regents Format
For the four month period ended October 31 , 2017
Preliminary and Unaudited

Detail of State/Local Appropriations
Main Campus - Total Operations Current Funds

	FY 2018 Full Year Adopted Budget	FY 2018 Year-to-Date Actual	Fiscal YTD Favrb/(Unfavrb) Budget	Actual to Budget Benchmark Rate 33%
Instruction and General				
Instruction & General Appropriations	175,823,200	58,607,733	(117,215,467)	33%
State Special Project Appropriations				
African American Student Services	66,800	22,267	(44,533)	33%
Degree Mapping	68,800	22,933	(45,867)	33%
Disabled Student Services	176,100	58,700	(117,400)	33%
ENLACE	58,800	19,600	(39,200)	33%
Hispanic Student Center	145,100	48,367	(96,733)	33%
Minority Graduate Recruitment	108,800	36,267	(72,533)	33%
Native American Studies Intervention	327,000	109,000	(218,000)	33%
Pre-College Minority Student Math &Science	183,000	61,000	(122,000)	33%
Total State Special Project Appropriations	1,134,400	378,134	(756,266)	33%
Total Instruction and General Appropriations	176,957,600	58,985,867	(117,971,733)	33%
Research				
State Special Project Appropriations				
Center for Regional Studies (SW Research Ctr)	906,850	302,283	(604,567)	33%
Manufacturing Engineering	515,500	171,833	(343,667)	33%
Morrissey Hall	43,600	14,534	(29,066)	33%
Resource Geographic Information System	60,800	20,267	(40,533)	33%
Utton Transboundary Resource Center	317,700	105,900	(211,800)	33%
Total State Special Project Appropriations	1,844,450	614,817	(1,229,633)	33%
Total Research Appropriations	1,844,450	614,817	(1,229,633)	33%
Public Service				
State Special Project Appropriations				
Bureau of Business Research (Census)	353,000	117,667	(235,333)	33%
College Prep Mentoring/School of Law	110,700	36,900	(73,800)	33%
College Preparatory Mentoring	157,400	52,466	(104,934)	33%
Corrine Wolfe Law Center/Child Abuse Training	157,700	52,567	(105,133)	33%
Family Development Program	521,800	173,932	(347,868)	33%
ISTEC	44,700	14,900	(29,800)	33%
Judicial Selection	21,000	7,000	(14,000)	33%
KNME-TV	1,080,200	360,067	(720,133)	33%
Land Grant Studies Program	120,900	40,300	(80,600)	33%
N. M. Historical Review	44,000	14,667	(29,333)	33%
SFAO / Student Activities Administration	50,000	16,667	(33,333)	33%
Southwest Indian Law Clinic	190,500	63,500	(127,000)	33%
Spanish Colonial Research Center (SW Research Ctr)	136,450	45,483	(90,967)	33%
Spanish Resource Center	38,400	12,800	(25,600)	33%
Substance Abuse Program	68,100	22,700	(45,400)	33%
Wildlife Law Education	88,400	29,467	(58,933)	33%
Total State Special Project Appropriations	3,183,250	1,061,083	(2,122,167)	33%
Total Public Service Appropriations	3,183,250	1,061,083	(2,122,167)	33%

Statements of Revenues, Expenses and Changes in Net Assets - UNM Regents Format
 For the four month period ended October 31 , 2017
 Preliminary and Unaudited

Detail of State/Local Appropriations
 Branch Campuses - Total Operations Current Funds

	FY 2018 Full Year Adopted Budget	FY 2018 Year-to-Date Actual	Fiscal YTD Favrb/(Unfavrb) Budget	Actual to Budget Benchmark Rate 33%
Instruction and General				
Instruction & General Appropriations				
Gallup	8,599,200	2,866,400	(5,732,800)	33%
Los Alamos	1,710,400	570,133	(1,140,267)	33%
Valencia	5,135,200	1,763,667	(3,371,533)	34%
Taos	3,497,900	1,165,967	(2,331,933)	33%
Total Instruction & General Appropriations	18,942,700	6,366,167	(12,576,533)	34%
Mill Levy				
McKinley County	2,480,000	826,667	(1,653,333)	33%
Los Alamos County	1,342,600	447,533	(895,067)	33%
Valencia County	2,891,900	912,033	(1,979,867)	32%
Taos County	1,957,842	652,614	(1,305,228)	33%
Total Mill Levy	8,672,342	2,838,847	(5,833,495)	33%
Total Branch Appropriations	27,615,042	9,205,014	(18,410,028)	33%

Statements of Revenues, Expenses and Changes in Net Assets - UNM Regents Format
For the four month period ended October 31 , 2017
Preliminary and Unaudited

Detail of State/Local Appropriations
Health Sciences Center - Total Operations Current Funds

	FY 2018 Full Year Adopted Budget	FY 2018 Year-to-Date Actual	Fiscal YTD Favrb/(Unfavrb) Budget	Actual to Budget Benchmark Rate 33%
Instruction and General				
Instruction & General Appropriations	58,112,400	19,376,633	(38,735,767)	33%
Tobacco Settlement Appropriations				
Instruction & General	581,500	194,672	(386,828)	33%
Pediatric Specialty Education	250,000	82,916	(167,084)	33%
Trauma Specialty Education	250,000	82,916	(167,084)	33%
Total Tobacco Settlement Appropriations	<u>1,081,500</u>	<u>360,504</u>	<u>(720,996)</u>	<u>33%</u>
Total Instruction and General Appropriations	<u>59,193,900</u>	<u>19,737,137</u>	<u>(39,456,763)</u>	<u>33%</u>
Research				
State Special Project Appropriations				
Cancer Center	2,469,500	823,100	(1,646,400)	33%
Hepatitis C, Project ECHO	2,017,200	672,400	(1,344,800)	33%
Total State Special Project Appropriations	<u>4,486,700</u>	<u>1,495,500</u>	<u>(2,991,200)</u>	<u>33%</u>
Tobacco Settlement Appropriations				
Genomics, Biocomputing, Environmental Health	937,400	312,468	(624,932)	33%
Total Tobacco Settlement Appropriations	<u>937,400</u>	<u>312,468</u>	<u>(624,932)</u>	<u>33%</u>
Cigarette Tax Revenues	3,913,975	1,744,300	(2,169,675)	45%
Total Research Appropriations	<u>9,338,075</u>	<u>3,552,268</u>	<u>(5,785,807)</u>	<u>38%</u>
Public Service				
State Special Project Appropriations				
Center for Native American Health	252,000	84,000	(168,000)	33%
Total State Special Project Appropriations	<u>252,000</u>	<u>84,000</u>	<u>(168,000)</u>	<u>33%</u>
Total Public Service Appropriations	<u>252,000</u>	<u>84,000</u>	<u>(168,000)</u>	<u>33%</u>
Clinical Operations				
State Special Project Appropriations				
Newborn Intensive Care Unit	3,074,300	1,023,900	(2,050,400)	33%
Office of the Medical Investigator	4,707,200	1,568,800	(3,138,400)	33%
Pediatric Oncology	1,196,100	398,500	(797,600)	33%
Poison and Drug Info Center	1,456,200	485,000	(971,200)	33%
Native American Suicide Prevention	91,400	30,600	(60,800)	33%
GME Residencies	1,658,200	552,600	(1,105,600)	33%
UNM Hospitals	12,036,500	4,012,166	(8,024,334)	33%
Total State Special Project Appropriations	<u>24,219,900</u>	<u>8,071,566</u>	<u>(16,148,334)</u>	<u>33%</u>
Tobacco Settlement Appropriations				
Pediatric Oncology	250,000	83,332	(166,668)	33%
Poison and Drug Info Center	590,200	196,732	(393,468)	33%
Total Tobacco Settlement Appropriations	<u>840,200</u>	<u>280,064</u>	<u>(560,136)</u>	<u>33%</u>
Total Clinical Operations Appropriations	<u>25,060,100</u>	<u>8,351,630</u>	<u>(16,708,470)</u>	<u>33%</u>

FY17 UNM Debt Service Schedule

As of October 31, 2017

*Includes Hospital Debt

UNM Bond Issue	Fixed or Variable Rate Issue	Original Issue Amount	Outstanding Principal Balance on June 30, 2017	Principal Payment due on June 1, 2018	Interest Payment paid on December 1, 2017	Interest Payment due on June 1, 2018	FY 2018 Principal & Interest
Sub Lien System Improvement Revenue Bonds, Series 2017 ⁽⁷⁾ Series 2017: Interest Range 3.25% to 5.0% Final Maturity Year 2047	Fixed Rate	\$40,900,000	\$40,900,000	\$315,000	\$1,347,224	\$997,944	\$2,660,168
Sub Lien System Rfdg Revenue & Improvement Bonds ⁽⁸⁾ Series 2016 A: Interest Range 2.0% to 4.5% Final Maturity Year 2046	Fixed Rate	\$160,290,000	\$157,450,000	\$1,005,000	\$3,100,000	\$3,100,000	\$7,205,000
Sub Lien System Rfdg Revenue Bonds ⁽⁶⁾ Series 2016 B: Interest Range .72% to 2.48% Final Maturity Year 2024	Fixed Rate	\$8,215,000	\$7,870,000	\$915,000	\$76,598	\$76,598	\$1,068,196
⁽¹⁾ GNMA Collateralized Taxable Hospital Revenue Bonds* Series 2015: Interest Range .484% to 3.532% Final Maturity Year 2032	Fixed Rate	\$115,000,000	\$103,425,000	\$5,605,000 (due 6/20/2018)	\$1,560,311 (due 12/20/2017)	\$1,560,311 (due 6/20/2018)	\$8,725,623
Sub Lien System Imp Revenue Bonds ⁽⁴⁾ Series 2014 A: Interest Range 3.0% to 5.0% Final Maturity Year 2033	Fixed Rate	\$10,980,000	\$7,195,000	\$3,500,000	\$153,725	\$153,725	\$3,807,450
Sub Lien System Rfdg Revenue Bonds ⁽⁹⁾ Series 2014 B: Interest Range 0.496% to 3.280% Final Maturity Year 2024	Fixed Rate	\$3,710,000	\$2,635,000	\$370,000	\$34,915	\$34,915	\$439,829
Sub Lien System Rfdg Revenue Bonds ⁽⁹⁾ Series 2014 C: Interest Range 1.5% to 5.0% Final Maturity Year 2035	Fixed Rate	\$100,085,000	\$92,855,000	\$590,000	\$2,321,375	\$2,321,375	\$5,232,750
Sub Lien System Imp Revenue Bonds ⁽³⁾ Series 2012: Interest Range 2.0% to 5.0% Final Maturity Year 2032	Fixed Rate	\$35,215,000	\$27,715,000	\$1,525,000	\$658,775	\$658,775	\$2,842,550
Sub Lien System Imp Revenue Bonds (portion refunded 03/08/2016) Series 2007 A&B: Interest Range 4.096% to 5.302% Final Maturity Year 2036	Fixed Rate	\$7,010,000	\$2,920,000	\$1,430,000	\$58,400	\$58,400	\$1,546,800
Sub Lien Sys Rfdg Revenue Bonds ⁽²⁾ Series 2002 B: Variable Rate Demand Bonds - rates reset weekly Weekly rate as of June 30, 2014 was 0.05% Final Maturity Year 2026	Variable Rate	\$25,475,000	\$16,150,000	\$1,345,000	\$309,273	\$309,273	\$1,963,545
Sub Lien System Rfdg Revenue Bonds ⁽²⁾ Series 2002 C: Variable Rate Demand Bonds - rates reset weekly Weekly rate as of June 30, 2014 was 0.05% Final Maturity Year 2030	Variable Rate	\$37,840,000	\$31,475,000	\$1,030,000	\$620,058	\$620,058	\$2,270,115
Sub Lien System Imp Revenue Bonds ⁽²⁾ Series 2001: Variable Rate Demand Bonds - rates reset weekly Weekly rate as of June 30, 2014 was 0.07% Ceiling of 12% Final Maturity Year 2026	Variable Rate	\$52,625,000	\$26,390,000	\$2,465,000	\$527,800	\$527,800	\$3,520,600
System Revenue Bonds Series 2000 B: Interest Range 5.50% to 6.35% Final Maturity Year 2019	Fixed Rate	\$6,621,671	\$538,733	\$356,923	\$0	\$758,077	\$1,115,000
System Revenue Rfdg Bonds Series 1992 A: Interest Range 6.0% to 6.25% Final Maturity Year 2021	Fixed Rate	\$36,790,000	\$9,410,000	\$2,320,000	\$282,300	\$282,300	\$2,884,600
Grand Total		\$640,756,671	\$526,928,733	\$22,771,923	\$11,050,753	\$11,459,550	\$45,282,226

Note: See attached matrix for funding sources.

- (1) Source: UNM Hospital - UNM Hospital Principal payment is due on June 20; interest payments are due on December 20 and June 20.
- (2) Variable Rate bonds reflect the actual synthetically fixed interest rate that UNM pays. It is noted that all ranges of interest rates and final maturity dates are reflective of Serial bonds.
- (3) Series 2012 bonds refunded 2002A bonds.
- (4) Series 2014A bonds refunded 2003A, 2003B bonds.
- (5) Series 2014B bonds refunded 2003C bonds.
- (6) Series 2014C bonds refunded 2005A bonds.
- (7) Series 2016A bonds refunded a portion of 2007A bonds, March 2016
- (8) Series 2016B bonds refunded a portion of 2007B bonds, March 2016

FY17 UNM Debt Service - Source of Funds

As of October 31, 2017

	Series 2017	Series 2016A	Series 2016B	Series 2015 (UNM Bond)	Series 2014A	Series 2014B	Series 2014C	Series 2012	Series 2007A & B	Series 2002B	Series 2002C	Series 2001	Series 2000B	Series 1992
Student Fees- Facility	X	X		X		X	X	X	X	X		X	X	
Student Fees - IT						X	X							
Parking Services		X				X	X	X						X
UNM Hospital			X						X					X
Bookstore				X										X
Housing & Dining Services				X			X			X		X		
Building R&R				X					X					X
Real Estate Department		X		X	X			X	X					
Physical Plant Department		X				X	X	X	X		X			
Information Technologies						X	X							
Athletics		X	X					X						
KNME														X
Opto Bldg (CHTM Res Park)									X					
CRTC									X					
Continuing Education									X					
Golf Course - North & South										X		X		
HSC		X					X	X						
Interest on Reserve Funds				X			X		X	X				
Student Health and Counseling (SHAC)	X													



**UNM Foundation, Inc.
UNM Regent's Advisor Report
December 2017**

Changing Worlds 2020: The Campaign for UNM

The University of New Mexico launched *Changing Worlds: The Campaign for UNM* in 2006. As of November 20, 2017, over 73 thousand generous donors have made this campaign the largest campaign in UNM history, with more than \$958.5 million in gifts in support of scholarships, patient care, research, and more.

Building on the UNM 2020 goals, but with the same emphasis on student success and opportunity, faculty support and research, campus programs, and capital projects and facilities, the campaign was refreshed and extended in 2014. *Changing Worlds 2020: The Campaign for UNM* will continue to energize alumni and friends to make meaningful gifts.

Folding in the current campaign results, the goal has been set to strive for a total of \$1 billion in private support by the end of 2020.

Specific fundraising highlights:

UNM-HSC College of Nursing received a gift of \$205,000

UNM-HSC School of Medicine received a gift of \$250,000

UNM-HSC College of Pharmacy received a gift of \$300,000

UNM Children's Hospital received a gift of \$440,000

UNM Libraries received a gift of \$250,000

UNM College of Arts & Sciences received a two gift totaling \$525,000

UNM Provost's Office received a gift of \$400,000

Fundraising Performance Report
FY 17/18, September 30, 2017

Changing Worlds 2020 Campaign	CASE Campaign Standards			VSE Standards
	Campaign to Date	GOAL	% OF GOAL	To Date
Gift Commitments	\$ 949,819,557	\$1,000,000,000	95.0%	744,109,216
- Cash/Cash Equivalents	556,582,550	N/A	N/A	N/A
- In-Kind	91,256,676	N/A	N/A	N/A
- Pledges	105,770,964	N/A	N/A	N/A
- Testamentary	182,359,513	N/A	N/A	N/A
Pledges Due	17,162,036	N/A	N/A	N/A
Testamentary Gifts Due	145,177,387	N/A	N/A	N/A

Council for Advancement and Support of Education (CASE) reporting is on an "accrual basis" and Voluntary Support of Education (VSE) reporting is on a "cash basis".

Gift Commitments (Fiscal Year)	This Quarter	FYTD 17/18	GOAL	FY 16/17
Main Campus				
- Cash/Cash Equivalents	\$ 2,559,229	\$ 2,559,229	N/A	\$ 10,524,591
- In-Kind	\$ 3,050,059	\$ 3,050,059	N/A	11,276,903
- Pledges	\$ 230,000	\$ 230,000	N/A	1,643,667
- Testamentary	\$ 1,710,000	\$ 1,710,000	N/A	5,111,386
Sub-Total	\$ 7,549,288	\$ 7,549,288	\$ 20,700,000	\$ 28,556,547
HSC				
- Cash/Cash Equivalents	\$ 3,527,826	\$ 3,527,826	N/A	\$ 22,363,198
- In-Kind	\$ 32,835	\$ 32,835	N/A	758,834
- Pledges	\$ 564,024	\$ 564,024	N/A	3,914,506
- Testamentary	\$ 3,472,000	\$ 3,472,000	N/A	4,578,000
Sub-Total	\$ 7,596,685	\$ 7,596,685	\$ 25,450,000	\$ 31,614,538
Athletics				
- Cash/Cash Equivalents	\$ 1,378,938	\$ 1,378,938	N/A	\$ 5,387,054
- In-Kind	\$ 51,989	\$ 51,989	N/A	1,234,131
- Pledges	\$ -	\$ -	N/A	8,179,760
- Testamentary	\$ -	\$ -	N/A	15,000
Sub-Total	\$ 1,430,927	\$ 1,430,927	\$ 10,000,000	\$ 14,815,945
Other Campus Units *				
- Cash/Cash Equivalents	\$ 3,668,706	\$ 3,668,706	N/A	\$ 14,969,821
- In-Kind	\$ 200	\$ 200	N/A	153,493
- Pledges	\$ -	\$ -	N/A	111,921
- Testamentary	\$ 1,960,000	\$ 1,960,000	N/A	1,207,666
Sub-Total	\$ 5,628,906	\$ 5,628,906	\$ 23,850,000	\$ 16,442,901
Total	\$ 22,205,806	\$ 22,205,806	\$ 80,000,000	\$ 91,429,931

* Other campus units include KNME, KUNM, UNM Branch Campuses, President's Office, Provost's Office, Enrollment Services, Student Affairs and numerous other units not classified as main campus, HSC or athletics.

Gift Destinations	This Quarter	FYTD 17/18	FY 16/17	FY 15/16
UNM Foundation	\$ 12,792,166	\$ 12,792,166	\$ 44,886,850	\$ 51,143,880
Reported Gifts *	\$ 9,413,640	\$ 9,413,640	\$ 46,543,081	\$ 35,904,359
Total	\$ 22,205,806	\$ 22,205,806	\$ 91,429,931	\$ 87,048,239

* Reported Gifts = gifts made directly to KNME, KUNM, Lobo Club, and OVPR, but reported by UNM Foundation per MOA.

Fundraising Performance Report

FY 17/18, September 30, 2017

Gift Commitments (Fiscal Year)	FYTD 17/18	FY 16/17	FY 15/16
Gifts for UNM's Current Use			
Cash/Cash Equivalents	\$ 8,951,173	\$ 43,956,639	\$ 43,622,451
In Kind	\$ 3,135,083	\$ 13,423,361	\$ 3,769,194
Total Gifts for UNM's Current Use	\$ 12,086,256	\$ 57,380,000	\$ 47,391,645
Gifts for UNM's Future			
Cash/Cash Equivalents to the Endowment	\$ 2,183,526	\$ 9,288,025	\$ 11,133,504
Pledges	\$ 794,024	\$ 13,849,854	\$ 5,212,831
Testamentary Gifts	\$ 7,142,000	\$ 10,912,052	\$ 23,310,259
Total Gifts for UNM's Future	\$ 10,119,550	\$ 34,049,931	\$ 39,656,594
Total Gift Commitments	\$ 22,205,806	\$ 91,429,931	\$ 87,048,239

Pledges and Testamentary Gifts due	FYTD 17/18	FY 16/17	FY 15/16
Beginning Balance Pledges Receivable	\$ 19,010,583	\$ 16,971,848	18,819,529
Add: New Pledges	\$ 794,024	\$ 13,849,854	5,586,331
Less: Pledge Payments	\$ (2,642,571)	\$ (11,671,701)	(7,434,012)
Less: Pledges Modified/Written Off	\$ -	\$ (139,418)	(373,500)
Ending Balance Pledges Receivable	\$ 17,162,036	\$ 19,010,583	16,971,848
Testamentary Pledges Due	\$ 145,177,387	\$ 145,297,387	141,822,381
Total Pledges and Testamentary Gifts Due	\$ 162,339,423	\$ 158,827,033	\$ 158,794,229

Performance Measures	This Quarter	FYTD 17/18	FY 16/17	FY 15/16
Gift Commitment Income	\$ 22,205,806	\$ 22,205,806	\$ 91,429,931	\$ 87,048,239
# of Gifts	6,376	6,376	31,207	33,373
# of Donors	2,947	2,947	11,630	12,721

Efficiency Measures	FYTD 17/18	FY 16/17	FY 15/16	FY 12/13
Cost per Dollar Raised *	\$0.11	\$0.13	\$0.13	\$0.12

* Compares UNM Foundation budget expenditures to gift commitments.

Consolidated Investment Fund - Investment Performance

FY 17/18, September 30, 2017

Investment Performance Results	Market Value	FYTD 17/18	1-Year	3-Year	5-Year
FY 17/18, September 30, 2017	\$ 436,274,150	3.4%	11.6%	4.7%	7.5%
Custom Benchmark *		3.7%	12.4%	5.8%	7.5%
FY 16/17 (June 30, 2017)	\$ 425,340,622	N/A	11.8%	3.5%	7.6%
Custom Benchmark *		N/A	12.2%	4.2%	7.8%
NACUBO/Commonfund **		N/A	N/A	N/A	N/A

* Custom Benchmark is a blended benchmark consisting of indices for all asset classes.

** NACUBO/Commonfund Endowment Study (\$101 million to \$500 million)

Consolidated Investment Fund - Asset Allocation

FY 17/18, September 30, 2017

Investment Class	Current Allocation	Target Allocation	Investment Policy Ranges
Domestic Equity	24.1%	21.5%	10% - 50%
International Equity	22.8%	21.5%	10% - 40%
Fixed Income/Cash	19.6%	19.0%	10% - 50%
Real Assets	6.3%	8.0%	0% - 15%
Hedge Funds	18.6%	20.0%	0% - 20%
Private Investments	8.6%	10.0%	0% - 15%

Consolidated Investment Fund - Spending Distribution

FY 17/18, September 30, 2017

CIF Spending Distribution	FY 17/18 Approved Distribution
Endowment Spending Distribution	\$ 15,500,000

Consolidated Investment Fund - Development Funding Allocation

FY 17/18, September 30, 2017

Development Funding Allocation	%	Dev Funding Allocation	Total Budget Expenditures	% Overall Budget
FYTD 17/18	1.85%	\$1,634,534	\$2,540,226	64%
FY 16/17	1.85%	\$6,459,282	\$11,630,778	56%
FY 15/16	1.60%	\$5,604,448	\$11,498,151	49%
FY 14/15	1.4/1.6%	\$5,184,050	\$11,309,689	46%
FY 13/14	1.40%	\$4,655,028	\$11,367,397	41%
FY 12/13	1.85%	\$5,574,795	\$9,757,964	57%

UNM Foundation Budget vs. Actual

FY 17/18, September 30, 2017

Sources of Budget	Budget	FYTD 17/18	% Used	Projected
UNM Contract Revenue	\$ 4,695,225	\$ 1,139,923	24.28%	\$ 4,997,566
Development Funding Allocation	6,512,902	1,634,534	25.10%	6,584,352
Short-Term Investment Income	479,252	122,636	25.59%	490,544
Unrestricted Gifts & Other Revenue	189,300	12,656	6.69%	139,924
Total	11,876,679	2,909,749	24.50%	12,212,386

Uses of Budget	Budget	FYTD 17/18	% Used	Projected
Salaries/Fringe Benefits	\$ 9,507,876	\$ 2,047,822	21.54%	\$ 9,458,772
Operating Expenditures	2,271,857	492,404	21.67%	2,594,297
Total	11,779,733	2,540,226	21.56%	12,053,069

Reserve Balances	Budget	FYTD 17/18	% Used	Projected
Surplus/(Deficit) from Operations	\$ 96,946	\$ 369,523	N/A	\$ 159,317
Beginning Reserve Balances	1,700,434	1,700,434	N/A	1,700,434
Ending Reserve Balances	1,797,380	2,069,957	N/A	1,859,751

THE UNIVERSITY OF NEW MEXICO
MR. AND MRS. HUGH B. AND HELEN K. WOODWARD ENDOWMENT
FUNDED BY THE SANDIA FOUNDATION

	2013-14	2014-15	2015-16	2016-17	2017-18
PRINCIPAL/CORPUS					
BEGINNING MARKET VALUE, JULY 1:	\$ 40,213,741	\$ 46,217,372	\$ 46,457,996	\$ 45,215,313	\$ 49,673,486
ADDITIONS	1,046,250	1,800,000	1,613,250	1,343,250	-
INVESTMENT EARNINGS	6,788,018	438,314	(731,442)	5,168,189	1,709,551 (1)
DEVELOPMENT FUNDING ALLOCATION	-	-	-	-	- (3)
SPENDING DISTRIBUTION	(1,830,637)	(1,997,690)	(2,124,491)	(2,053,266)	(536,897) (2)
ENDING MARKET VALUE, JUNE, 30:	<u>\$ 46,217,372</u>	<u>\$ 46,457,996</u>	<u>\$ 45,215,313</u>	<u>\$ 49,673,486</u>	<u>\$ 50,846,140</u>

(1) FY 2017-18 Net Investment Earnings:

Represents the actual net investment earnings through September 30, 2017. Net investment earnings for the period of July 1, 2017, through September 30, 2017, were 3.4%, net of manager fees.

(2) FY 2017-18 Spending Distribution:

Represents the quarterly spending distributions from July 1, 2017, through September 30, 2017.

(3) FY 2017-18 Development Funding Allocation:

The Development Funding Allocation is not assessed on the Woodward endowment.

**THE UNIVERSITY OF NEW MEXICO
WINROCK LAND SALE ENDOWMENT**

	2013-14	2014-15	2015-16	2016-17	2017-18
<u>PRINCIPAL/CORPUS</u>					
BEGINNING MARKET VALUE, JULY 1:	\$ 27,420,035	\$ 30,541,208	\$ 29,296,021	\$ 27,250,676	\$ 28,795,783
ADDITIONS	-	-	-	-	-
INVESTMENT EARNINGS	4,564,443	284,506	(476,523)	3,070,192	990,354 (1)
DEVELOPMENT FUNDING ALLOCATION	(400,496)	(435,063)	(453,178)	(505,135)	(126,549)
SPENDING DISTRIBUTION	(1,042,774)	(1,094,630)	(1,115,644)	(1,019,950)	(262,340) (2)
ENDING MARKET VALUE, JUNE, 30:	<u>\$ 30,541,208</u>	<u>\$ 29,296,021</u>	<u>\$ 27,250,676</u>	<u>\$ 28,795,783</u>	<u>\$ 29,397,249</u>

(1) FY 2017-18 Net Investment Earnings:	Represents the actual net investment earnings through September 30, 2017. Net investment earnings for the period of July 1, 2017, through September 30, 2017, were 3.4%, net of manager fees.
--	---

(2) FY 2017-18 Spending Distribution:	Represents the quarterly spending distributions from July 1, 2017, through September 30, 2017.
--	--

THE UNIVERSITY OF NEW MEXICO
REGENTS' ENDOWMENT

	2005-06	2006-07	2007-08	2008-09	2009-10	2010-11	2011-12	2012-13	2013-14	2014-15	2015-16	2016-17	2017-18
PRINCIPAL CORPUS													
BEGINNING MARKET VALUE, JULY 1:	\$26,548,336	\$32,325,235	\$36,674,360	\$35,018,525	\$25,165,952	\$25,889,070	\$28,836,764	\$ 27,249,619	\$ 27,508,609	\$ 30,639,864	\$ 28,643,719	\$ 26,643,915	\$ 27,115,507
ADDITIONS:													
MESA DEL SOL PROPERTY SALE	8,045,923	-	-	-	-	-	-	-	-	-	-	-	-
INNOVATE ABQ REPAYMENT	-	-	-	-	-	-	-	-	-	2,038,082	-	-	-
WITHDRAWALS:													
ASM STUDENT INVESTMENT PROGRAM	(2,000,000)	-	-	-	-	-	-	-	-	-	-	-	-
INNOVATE ABQ	-	-	-	-	-	-	-	-	-	(2,800,000)	-	-	-
GIBSON/MULBERRY PROPERTY PURCHASE	(1,645,435)	-	-	-	-	-	-	-	-	-	-	-	-
2811 CAMPUS PROPERTY PURCHASE	(242,798)	-	-	-	-	-	-	-	-	-	-	-	-
SCHOLARSHIP FUNDING	-	-	-	(880,525) (3)	-	-	-	-	-	-	-	-	-
BASEBALL FIELD CAPITAL PROJECT	-	-	-	-	-	-	-	(1,100,000)	-	-	-	-	-
UNM BRANDING CAMPAIGN	-	-	-	-	-	-	-	-	-	-	-	(1,000,000)	-
INVESTMENT EARNINGS	2,789,695	6,123,941	284,643	(7,060,716)	2,659,659	4,759,412	101,609	2,917,311	4,579,187	256,330	(465,913)	\$2,908,314	\$932,566 (1)
DEVELOPMENT FUNDING ALLOCATION	-	(329,734)	(398,416)	(335,326)	(505,476)	(507,115)	(508,986)	(502,354)	(401,790)	(420,815)	(443,086)	(476,947)	(119,164)
SPENDING DISTRIBUTION	(1,170,486)	(1,445,081)	(1,542,062)	(1,576,006)	(1,431,065)	(1,304,603)	(1,179,768)	(1,055,967)	(1,046,142)	(1,069,742)	(1,090,803)	(959,775)	(247,032) (2)
ENDING MARKET VALUE, JUNE 30:	\$32,325,235	\$36,674,360	\$35,018,525	\$25,165,952	\$25,889,070	\$28,836,764	\$27,249,619	\$ 27,508,609	\$ 30,639,864	\$ 28,643,719	\$ 26,643,915	\$ 27,115,507	\$ 27,681,877 (4)

(1) FY 2017-18 Net Investment Earnings:	Represents the actual net investment earnings through September 30, 2017. Net investment earnings for the period of July 1, 2017, through September 30, 2017, were 3.4%, net of manager fees.
(2) FY 2017-18 Spending Distribution:	Represents the quarterly spending distributions from July 1, 2017, through September 30, 2017.
(3) FY08-09 Withdrawal for scholarship funding:	\$1,000,000 was authorized to be withdrawn from the Regents' Endowment for FY08-09 scholarship funding. Of the authorized \$1,000,000, \$880,525 was withdrawn from the endowment.
(4) Mesa Del Sol Property Sale:	The Regents' Endowment includes proceeds from the "Mesa del Sol" property sale. Total proceeds of this sale were \$8,045,923 and the proceeds were added to the Regents' endowment in June of 2006. The Mesa del Sol contribution is not tracked separately, but an estimated value based on net investment earnings, spending distributions, withdrawals, and development funding allocations for the Regents' Endowment since that time, is \$5,634,396.

THE UNIVERSITY OF NEW MEXICO
REGENTS' ENDOWMENT - MESA DEL SOL ADDITION

	2005-06	2006-07	2007-08	2008-09	2009-10	2010-11	2011-12	2012-13	2013-14	2014-15	2015-16	2016-17	2017-18
PRINCIPAL/CORPUS													
BEGINNING MARKET VALUE, JULY 1:	\$ -	\$ 8,045,923	\$ 9,128,444	\$ 8,716,297	\$ 6,483,107	\$ 6,669,392	\$ 7,428,760	\$ 7,019,889	\$ 6,227,564	\$ 6,936,437	\$ 6,686,409	\$ 6,219,587	\$ 5,519,116
ADDITIONS:													
MESA DEL SOL PROPERTY SALE	8,045,923	-	-	-	-	-	-	-	-	-	-	-	-
INNOVATE ABQ REPAYMENT	-	-	-	-	-	-	-	-	-	2,038,082	-	-	-
WITHDRAWALS:													
MERIT-BASED SCHOLARSHIPS	-	-	-	-	-	-	-	-	-	-	-	-	-
INNOVATE ABQ	-	-	-	-	-	-	-	-	-	(2,000,000)	-	-	-
GIBSON/MULBERRY PROPERTY PURCHASE	-	-	-	-	-	-	-	-	-	-	-	-	-
2811 CAMPUS PROPERTY PURCHASE	-	-	-	-	-	-	-	-	-	-	-	-	-
BASEBALL FIELD CAPITAL PROJECT	-	-	-	-	-	-	-	(1,100,000)	-	-	-	-	-
UNM BRANDING CAMPAIGN	-	-	-	-	-	-	-	-	-	-	-	(1,000,000)	-
INVESTMENT EARNINGS	-	1,524,281	70,849	(1,757,450)	685,166	1,226,092	26,176	660,479	1,036,664	59,836	(108,760)	591,961	189,815 (1)
DEVELOPMENT FUNDING ALLOCATION	-	(82,073)	(99,168)	(83,464)	(130,218)	(130,640)	(131,122)	(113,733)	(90,960)	(98,232)	(103,432)	(97,078)	(24,255)
SPENDING DISTRIBUTION	-	(359,688)	(383,827)	(392,276)	(368,663)	(336,084)	(303,925)	(239,071)	(236,832)	(249,714)	(254,630)	(195,354)	(50,281) (2)
ENDING MARKET VALUE, JUNE 30:	\$ 8,045,923	\$ 9,128,444	\$ 8,716,297	\$ 6,483,107	\$ 6,669,392	\$ 7,428,760	\$ 7,019,889	\$ 6,227,564	\$ 6,936,437	\$ 6,686,409	\$ 6,219,587	\$ 5,519,116	\$ 5,634,396 (4)

(1) FY 2017-18 Net Investment Earnings:	Represents the actual net investment earnings through September 30, 2017. Net investment earnings for the period of July 1, 2017, through September 30, 2017, were 3.4%, net of manager fees.
(2) FY 2017-18 Spending Distribution:	Represents the quarterly spending distributions from July 1, 2017, through September 30, 2017.
(4) Mesa Del Sol Property Sale:	The Regents' Endowment includes proceeds from the "Mesa del Sol" property sale. Total proceeds of this sale were \$8,045,923 and the proceeds were added to the Regents' endowment in June of 2006. The Mesa del Sol contribution is not tracked separately, but an estimated value based on net investment earnings, spending distributions, withdrawals, and development funding allocations for the Regents' Endowment since that time, is \$5,634,396.

Advisor Reports



Board of Regent Report

UNM Alumni Association & Alumni Relations Office

December 12, 2017

Strategic Goals

Goal: Maximize alumni and student engagement

Student Engagement

- New Grad Bash – December 14, 5:30 – 7 pm, Hodgin Hall Alumni Center
- Trailblazers decorated Hodgin Hall Alumni Center and assisted with Hanging of the Greens, setting up over 500 luminarias.
- Trailblazers and Young Alumni participated in a Networking/Trivia Game Night, November 28 with 15 participants.
- 83 students participated in November 14 & 15 “Grad Photos at the U. 640 photos were distributed to the grads for their free use. December 6, 80 students are registered for their free photos.

Alumni Engagement

- Regional Chapters and Alumni Outreach Calendar
 - Dallas/Fort Worth Chapter, UNM vs. SDSU Game Watch, Jan. 20, Red Rock Bar & Grill
 - Denver Chapter
 - Night at Dion’s Fundraiser, November 28, Commerce City, 30-40 attended.
 - Pre-Game, UNM vs. CU Basketball, December 6, The Dark Horse and Coors Center; 60 attended.
 - Chicago Chapter: Brewery Tour at Goose Island Brewery on November 18, 12 attended
 - Las Vegas Chapter Game Event, UNM vs. UNLV, January 17 at Thomas & Mack Center
 - Los Angeles Chapter
 - Holiday Party at San Antonio Winery, December 9, 25 registered.
 - Salt Lake City Chapter, Sugar House Distillery Tour, January 11
 - San Diego Chapter
 - Pre-Game, UNM vs. SDSU FB, McGregor’s Ale House, Nov. 24, 12 attended
 - UNM vs SDSU Men’s Basketball Game Watch, San Diego Brewing Co, Jan 20
- Campus and Constituent Chapters/Groups
 - Veterans Alumni Chapter: Veteran’s Day Memorial, Nov 10, Alumni Memorial Chapel. Eighty one people attended.
 - The Honors Alumni Chapter has selected Gary Gordon, (’83 BBA, ’86 JD) as their 2017 Distinguished Alumni Award Recipient. He will be recognized during the Honors College December Graduation Ceremony on December 14 in the SUB Theatre.
 - Lobo Linguistics: Alumni Gathering at Hodgin Hall November 9, 42 attended.

- STEM Program Alumni will participate in the first New Mexico Educated Workforce in STEM Symposium December 19-21. Focused on efforts to catalyze new businesses, opportunities and networks to facilitate New Mexico's economic growth with homegrown talent.
- Lobo Living Room
 - November 16 – Live Longer, Be Happy – Protect your Heart! UNM Health Sciences, Drs. Schade and Eaton lectured on preventing heart disease and promoted getting a heart scan; 137 attended.
 - January 25 – An Evening with Hakim Bellamy, Albuquerque Poet Laureate, Hodgin Hall

Greater Albuquerque Area Alumni Chapter (GAAAC)

December 14. Star Wars movie advance screening.

- GAAAC organized a private screening of the new Star Wars movie.
- 192 tickets were sold. Sold out event
- Social event was to recruit and engage Albuquerque alumni

Donut Day

Donut Day. December 6.

- The UNM Alumni Association offered free donuts and coffee to all UNM students on December 6. 123 UNM students, 112 staff, 3 GAAAC volunteers, 1 GPSA, 1ASUNM, and 3 Trailblazers attended.

Goal: Increase alumni advocacy for UNM

Lobos for Legislation

Legislative Briefing, November 7, 2017

- Lobos for Legislation and the Office of Government Relations held a legislative briefing to apprise UNM alumni and administrators of the upcoming UNM priorities for the 2018 legislative session on Nov. 7 in Hodgin Hall; 57 alumni and UNM administrators attended.

January 29, 2018. UNM Alumni Association Legislator Appreciation Reception, January 29, 2018

- UNM Alumni Association Legislator Appreciation Reception. 6-7:30 pm at La Fonda, Santa Fe, NM. UNM Day at the State Capitol will take place earlier in the day.

Lobo Links

- Lobos for Legislation is recruiting alumni to be Lobo Links, advocates for UNM's legislative priorities.

Lobo Tracks

- UNM alumni will once again track correspondence, visits and communication with New Mexico legislators during the upcoming session through the custom-designed alumni Lobo Tracks system.

Goal: Maximize benefits of technology

Website *Nov. 1 to Nov. 30*

Pages	Unique Views
Total Page Views	15,339
1. Star Wars RSVP	1,502
2. Home Page	1,251
3. First Time Login	758
4. Star Wars Event	693
5. Event Calendar	683
New Visitors	5,696
Returning Visitors	2,206

Online Community *Nov. 1 to Nov. 30*

New registered members	110
New members	784
New non-members	220
Unique profile updates	130
Unique logins	83
Total in Community	245,296

Broadcast Emails

In November, the Alumni Relations Office sent 17 emails, including the Howler on Nov. 2 and reminder emails for events.

No. of addressees*	Opens	Clicks	Unique Clicks	Bounces	Unsubscribes
229217	37963	3,147	2,235	293	272

* Total number of people sent to (people can receive multiple emails to comprise this total)

Social Media

Social media statistics for November 2017:

	Facebook	Twitter	Instagram
Followers (as of 11/30/17)	4,856	2,297	757
Posts	28	28	21
Total impressions for the month	41,297	20,370	2,100
Link clicks	727	—	—

Goal: Invest in a strategic and collaborative communications and marketing program

Howler Statistics

The Howler monthly e-newsletter statistics Nov. 1 to Nov. 30:

Delivered: 94,948 Opens: 14,706 Clicks: 1,952 Bounced: 232
Unopened: 80,242 Unsubscribed: 142

Mirage Magazine

In the Fall 2017 edition, and the communications for its promotion, we asked alumni to opt-in to digital delivery. The Alumni Association is also moving to a digital delivery, via email, only for all on-campus faculty and staff at the University. Mirage mailing preference updates continue to come in.

Mirage Delivery Preference Submissions Nov. 1 to Nov. 30

	Alums	Faculty	Staff	Non-Alum
Email	3	0	0	0
Print	5	0	0	0
Both Print/Email	1	0	0	0
REPLIES for Nov.	9	0	0	0

Mirage Delivery Preference TOTALS

	Alums	Faculty	Staff	Non-Alum
Email	303	12	39	8
Print	65	1	9	3
Both Print/Email	31	1	7	1
TOTAL REPLIES	473	14	63	12

Traffic Sources Nov. 1 to Nov. 30

Source	No. of Visits
Mirage Web Page	50
Mirage Delivery Pref Pg	2
Nov. Howler	0
Mailer	1
UNM News Minute	1

Marketing & Communications

November 2017 had 5 active integrated marketing and communications plans created and executed – including graphic design of collateral pieces and website updates and forms to take RSVPs, etc – in support of events and programs, including:

1. Fall 2017 New Grad Communications
2. Giving Tuesday – Chapter Scholarships
3. Donut Days 2017-18
4. Lobo Living Room: Heart Health
5. Alumni Travel Program