

San Felipe Pueblo Community Report, 2007

Demographics

An updated licenced driver count is not available for San Felipe Pueblo for 2007. The total number of crashes in 2007 was 73.

General Crash Information

Since 1998 the number of crashes has shown no consistent pattern. Fatal and injury crashes have shown no consistent pattern since 1998. Belt usage has increased from last year whereas belt use in crashes involving visible and incapacitating injuries has decreased.

Alcohol-related Crash Information

Information about alcohol-involved crashes is included in all sections of this report. There were no people reported arrested for DWI in San Felipe Pueblo in 2007.

Crash Specifics

Crashes involving other vehicles were the most common class, accounting for 48 percent of all crashes. Passenger cars were the vehicle type most often involved in crashes, accounting for 52 percent of all vehicles in crashes. Vans/4 WDs accounted for 20 percent of vehicles involved in crashes. Together these two vehicle types comprised 81 percent of the vehicles involved in injury crashes. The three most common top contributing factors were 'other', driver inattention and excessive speed. There were no fatal crashes in 2007.

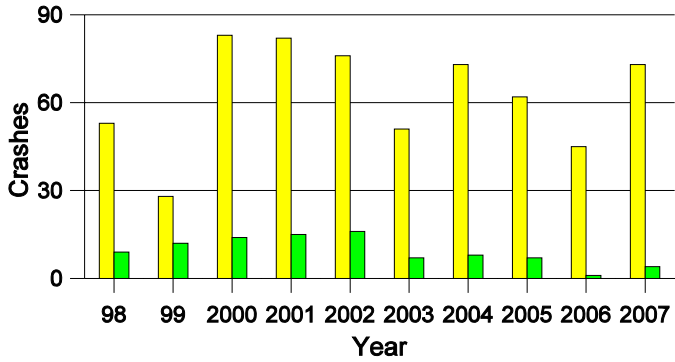
People in Crashes

Overall, males were 70 percent of drivers in crashes. In 2007, no 'teenagers' and no young adults were killed in crashes in San Felipe Pueblo. Statewide 17 percent of alcohol-involved drivers in crashes were under 21; in San Felipe Pueblo, no alcohol-involved drivers in crashes were under 21.

Note: The 1999 crash file contains 15% fewer crashes than the 1998 file. This may be due to problems implementing the new system after the old system failed, or to under reporting. Care should be used in interpreting differences between 1999 and other years in this report.

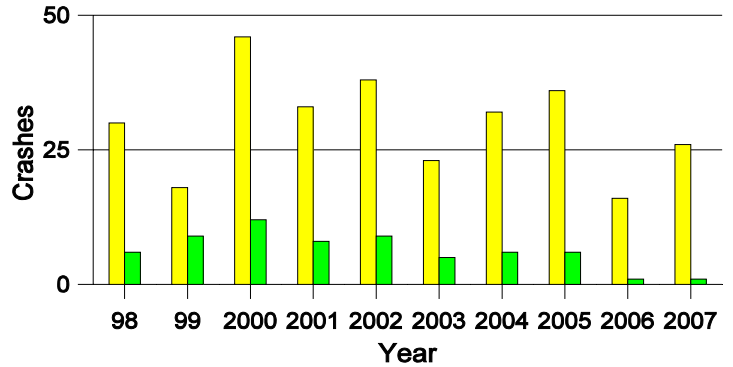
- Location of arrest/conviction was determined by police agency/court location, not driver residence.
- Crashes and drivers were counted by the city of occurrence/residence.
- Young adults are people between the ages of 20 and 24.
- 'Teenagers' are people between the ages of 15 and 19.
- Tables only include variable values for which there are data.

Crashes in San Felipe Pueblo by Alcohol Involvement



■ All Crashes
■ Alcohol-involved Crashes

Fatal and Injury Crashes in San Felipe Pueblo by Alcohol Involvement

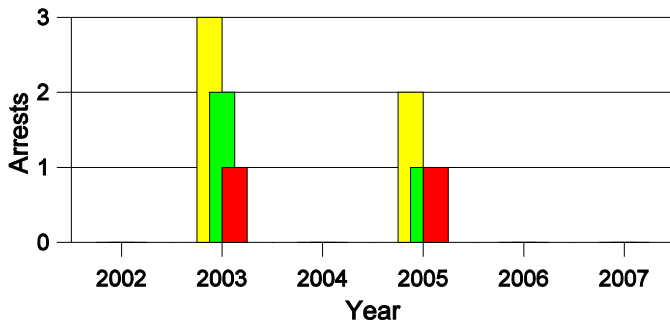


■ All Fatal and Injury Crashes
■ Alcohol-involved Fatal and Injury Crashes

Passenger Vehicle Seatbelt Usage and Injuries in San Felipe, 2005-2007

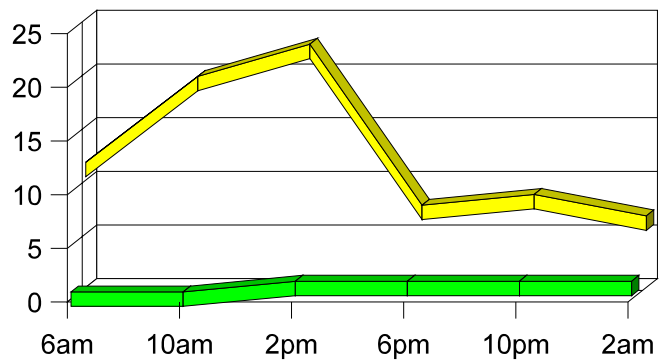
Injury Level	2007		2006		2005	
	Total	No Belt	Total	No Belt	Total	No Belt
Killed	0	0	1	1	4	1
Incapacitating injury	5	0	2	0	20	0
Visible injury	13	2	4	0	10	1
Complaint of injury	13	0	12	0	24	0
Unhurt	142	0	61	0	70	0
Total	173	2	80	1	128	2

DWI Arrests in San Felipe Pueblo Showing First Arrests and Repeat Offenders



■ Total DWI Arrests
■ First DWI Arrests
■ Repeat DWI Arrests

Crashes in San Felipe Pueblo by Hour and Alcohol Involvement



■ All Crashes
■ Alcohol-involved Crashes

Crashes in San Felipe by Class, 2007

Class	Crashes				People		
	Total	% of Total	Fatal	% of Fatal	Injury	Killed	Injured
Other vehicle	35	48	0	0	10	0	10
Fixed object	5	7	0	0	1	0	1
Parked vehicle	2	3	0	0	2	0	4
Overturn	18	25	0	0	13	0	17
Other non-collision	1	1	0	0	0	0	0
Animal	2	3	0	0	0	0	0
Other object	10	14	0	0	0	0	0
Total	73	100	0	0	26	0	32

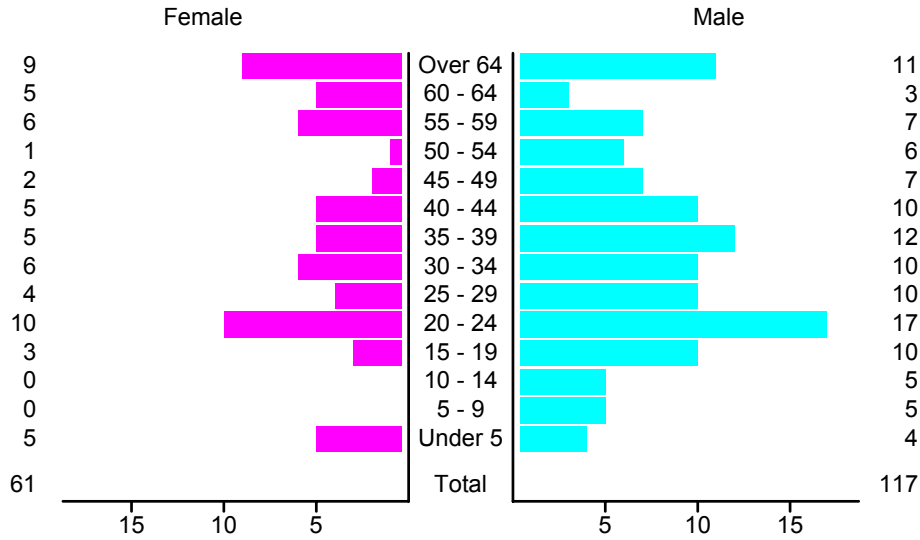
Crashes in San Felipe by Vehicle Type, 2007

Vehicle Type	Vehicles				People		
	Total	% of Total	Fatal	% of Fatal	Injury	Killed	Injured
Passenger car	63	52	0	0	28	0	24
Pickup	22	18	0	0	7	0	4
Semi	3	2	0	0	0	0	0
Motorcycle	1	1	0	0	0	0	0
Van/4 WD	24	20	0	0	6	0	3
Other	4	3	0	0	0	0	0
Unknown	4	3	0	0	1	0	1
Total	121	100	0	0	42	0	32

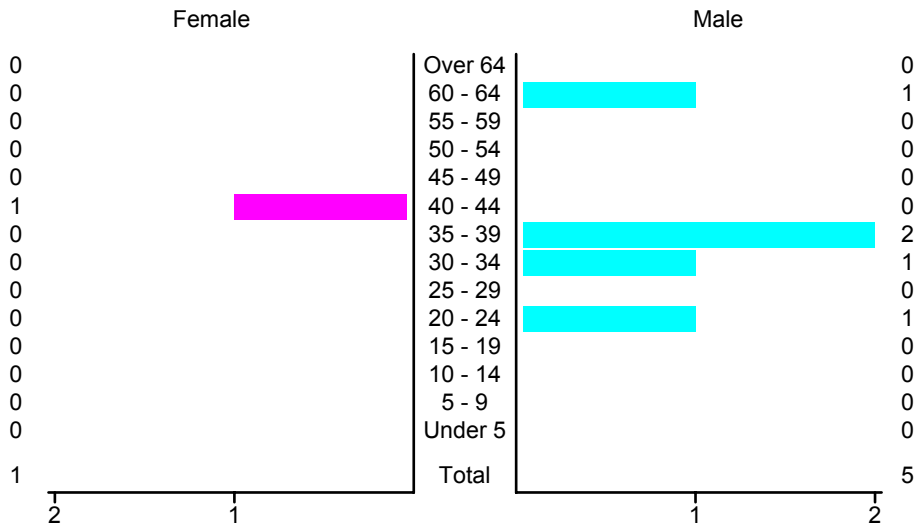
Crashes in San Felipe by Top Contributing Factor, 2007

Contributing Factor	Crashes				People		
	Total	% of Total	Fatal	% of Fatal	Injury	Killed	Injured
Alcohol involvement	4	5	0	0	1	0	1
Failing to yield	1	1	0	0	1	0	1
Excessive speed	14	19	0	0	6	0	8
Following too close	8	11	0	0	3	0	3
Improper overtaking	2	3	0	0	1	0	1
Mechanical defect	7	10	0	0	3	0	4
Driver inattention	15	21	0	0	6	0	7
Improper driving	1	1	0	0	1	0	1
Other	21	29	0	0	4	0	6
Total	73	100	0	0	26	0	32

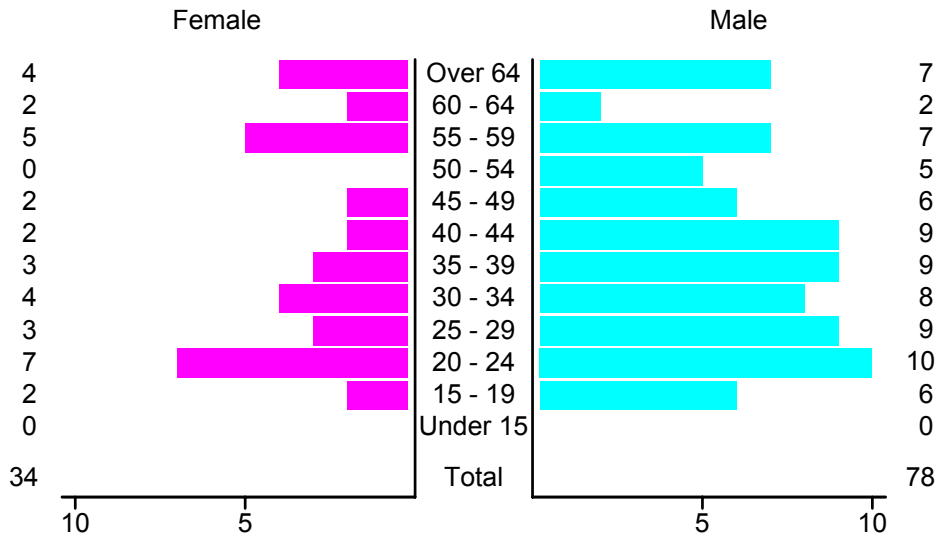
**People in Crashes in San Felipe Pueblo, 2007
by Age and Sex**



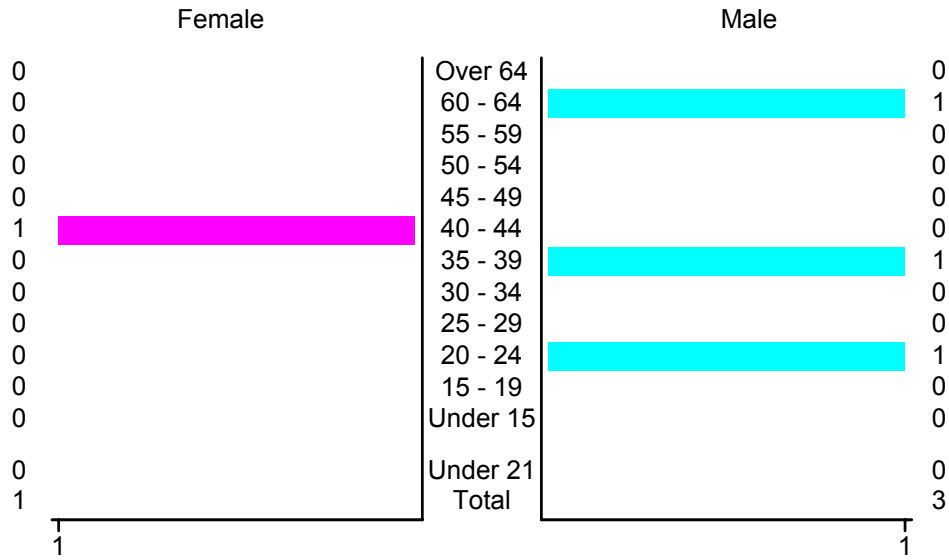
**People in Alcohol-Involved Crashes in San Felipe Pueblo, 2007
by Age and Sex**



Drivers in Crashes by Age and Sex in San Felipe Pueblo, 2007



**Alcohol-Involved Drivers in Crashes in San Felipe Pueblo, 2007
by Age and Sex**



'Teenagers' and Young Adults in Crashes in San Felipe by Vehicle Type, 2007

Vehicle	'Teenage' Drivers			Young Adult Drivers		
	Total	Fatal	Injury	Total	Fatal	Injury
Passenger car	6	0	4	13	0	6
Pickup	1	0	1	1	0	1
Van/4 WD	0	0	0	3	0	1
Other	0	0	0	1	0	0
Unknown	1	0	1	0	0	0
Total	8	0	6	18	0	8

'Teenagers' and Young Adults Killed and Injured in Crashes by Year in San Felipe, 1998-2007

Year	'Teenagers'				Young Adults			
	All Crashes		Alcohol Crashes		All Crashes		Alcohol Crashes	
	Killed	Injured	Killed	Injured	Killed	Injured	Killed	Injured
2007	0	7	0	0	0	8	0	0
2006	0	1	0	0	0	4	0	1
2005	2	5	0	0	0	7	0	2
2004	0	5	0	0	0	10	0	1
2003	0	5	0	1	0	6	0	2
2002	0	6	0	1	1	6	0	1
2001	0	6	0	0	0	7	0	3
2000	1	7	0	0	2	10	0	2
1999	0	3	0	3	0	3	0	0
1998	1	4	0	1	0	2	0	1