


People of the Southwest Exhibit



Maxwell Museum of Anthropology, Education Division
MSCo1 1050
1 University of New Mexico
Albuquerque, New Mexico
87131-0001



Children's Museum Activity Guide

The Maxwell Museum of
Anthropology

This Book Belongs To: _____

Food Processing

These are plants that grow naturally in the wild. Prehistoric people gathered these and ate them soon after the plant and its roots and seeds were gathered. Sometimes they would dry them and save them to eat later. Draw a line from the picture to the name that it belongs to.



Walnuts




Pinon Nuts

Chenopodium



Indian Ricegrass



Prickly Pear Cactus

Sunflowers



Mesquite



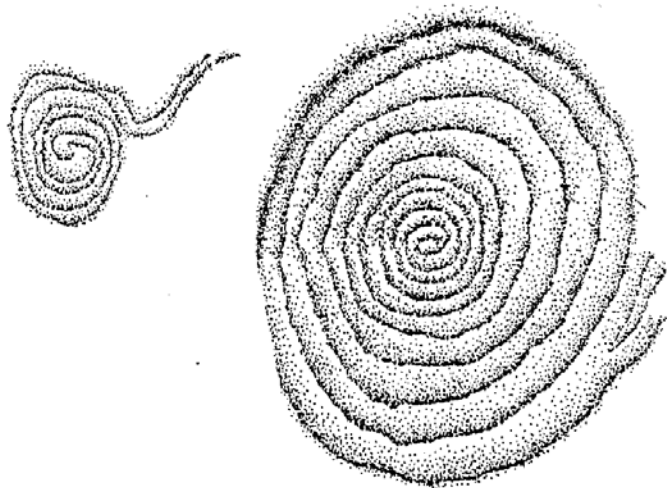
Can you name some tools we use today to grind or crush the food we eat?

What are some of those foods we eat?
Draw some of these below.

The farmer in Chaco Canyon knew there is only a short time during the year when there is enough sun and rain for the corn to grow. The farmer needed to know the right time to plant the seeds and when to harvest the crops. Watching the movement of the sun helped the people of Chaco to know these times.

Sun Dagger

In reference to the "Agriculture at Chaco Canyon Exhibit"



If you were a farmer in Chaco Canyon, you would want to know just the right time to plant your corn. It would need lots of rain and sunlight to grow in the high dry desert. Draw the "daggers of light" on the spiral petroglyphs as they would appear at the beginning of spring.

General Field Record

Site #: _____


Archaeologist: _____

Date: _____

Other Information: _____

Draw a picture of your find

Artifact Find




Pretend you are an archaeologist working at this site. Imagine you have just spotted “something”. This artifact has been hiding in the ground a long time. Your job is to describe it and record where you found it, so the people can know about it. Maybe they will help you to figure out what it is. First tell what it looks like, how big is it? What did you find it next to? Who do you think used it? Draw a picture of the “find” in the site and give it a “catalog” number.

The Agricultural Cycle

If you were a farmer watching the sunrise at Hopi Pueblo on a bright summer morning, where would you see it come up?

Draw the sun on the picture below.




What did it look like?

These pottery sherds were all found at the same site and within a few centimeters of one another. Your job is to imagine how the jar was shaped before it broke. Did it have a rim around its opening? Did it have a handle? Was there more than one handle? How was it decorated? Make an outline on the next page of what you think the ceramic jar looked like when it was whole. Be sure to include the design patterns it was decorated with.



Draw your picture here.



Why do you think the jar is missing so many pieces? Do you think it is because people found the sherds and took them home with them?

It is important to leave artifacts where we find them. Archaeologists need them to solve the puzzles of history.